



DIVINA.one



DIVINA.PURE



DIVINA.xl



PROPORTIONS TABLE

eva | PROFESSIONAL



DIVINA.one

PROPORTIONS TABLE

eva PROFESSIONAL
HAIR CARE

www.evaprofessional.com

Essentials

1+1
Divina.One
1 tube
60 ml

Divina.Oxi
20 - 30 vol.
60 ml



Processing time
30-35
min

Grey hair

1+1,5
Divina.One
1 tube
60 ml

Divina.Oxi
20 - 30 vol.
90 ml



Processing time
35
min

No grey hair

Plus +

1+1
Divina.One
1 tube
60 ml

Divina.Oxi
20 - 30 vol.
60 ml



Processing time
30-35
min

Grey hair

1+1,5
Divina.One
1 tube
60 ml

Divina.Oxi
20 - 30 vol.
90 ml




Processing time
30-35
min

No grey hair

Super HL

1+1,5
Divina.One
1 tube
60 ml

Divina.Oxi
30 - 40 vol.
90 ml




Processing time
40-45
min

Dark tones

1+2
Divina.One
30 ml

Divina.Oxi
20 - 30 vol.
60 ml




Processing time
40
min

Medium tones

Mixers

1+2
Divina.One
30 ml

Divina.Oxi
10 vol.
60 ml




Processing time
5-15
min

Diva

1+1,5
Divina.Diva
1 tube
60 ml

Divina.Oxi
20-30 vol.
90 ml



Processing time
30-35
min



PROPORTIONS TABLE

8 vol.
2,4%

DESIRED EFFECT /
Tone on tone / no lift.
ESPECIALLY INDICATED /
Fine & sensitive scalp.
NOT RECOMMENDED /
Lots of grey hair.

1+1,5

Divina.Pure
1 tube
60 ml

Activating
Cream
8 vol.
90 ml



Processing
time
WITH HEAT
- 20 min -

Processing
time
**WITHOUT
HEAT**
- 35 min -

18 vol.
5,4%

DESIRED EFFECT / 2 levels lift.
ESPECIALLY INDICATED / Lots of grey hair.

1+1

Divina.Pure
1 tube
60 ml

Activating
Cream
18 vol.
60 ml



Processing
time
WITH HEAT
- 20 min -

Processing
time
**WITHOUT
HEAT**
- 35 min -

1+1,5

Divina.Pure
1 tube
60 ml

Activating
Cream
18 vol.
90 ml



Processing
time
WITH HEAT
- 20 min -

Processing
time
**WITHOUT
HEAT**
- 35 min -

28 vol.
8,4%

DESIRED EFFECT /
3 levels lift.
ESPECIALLY INDICATED /
For the application of light
shades colours.
NOT RECOMMENDED /
Fine & sensitive scalp.

1+1,5

Divina.Pure
1 tube
60 ml

Activating
Cream
28 vol.
90 ml



Processing
time
WITH HEAT
- 20 min -

Processing
time
**WITHOUT
HEAT**
- 35 min -

GREY HAIR

NO GREY HAIR

(1) Empty out the necessary quantity of **C (Divina Pure Color)** and **A (Divina Pure Activating Cream)** in a non-metallic bowl and mix until a homogeneous cream is achieved.

APPLYING HIGHLIGHTS ON COLOURED GREY HAIR:

When using highlights, the best coverage is achieved by mixing 3/4 of the highlight colour and 1/4 of the natural shade. E.G.: 3/4 of DIVINA.PURE 6. 23 + 1/4 of DIVINA.PURE 5+.



ESSEN TIALS

GREY HAIR

1 + 1

Divina.XL
60 ml

Divina.OXI
20 vol.
60 ml



Processing
time

30 / 35 min.

NO GREY HAIR

1 + 1,5

Divina.XL
60 ml

Divina.OXI
30 vol.
90 ml



Processing
time

30 / 35 min.

HIGH TENACITY

1 + 1

Divina.XL
60 ml

Divina.OXI
20 vol.
60 ml



Processing
time

30 / 35 min.

In this type of coloring will always use the oxidant mixture **in equal parts**. In addition, the oxidizing we will use to make the mixture will always be **20 vol.**

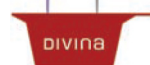
SUPER HL

DARK TONES

1 + 1,5

Divina.XL
60 ml

Divina.OXI
40 vol.
90 ml



Processing
time

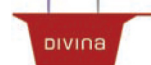
40 / 45 min.

MEDIUM TONES

1 + 2

Divina.XL
30 ml

Divina.OXI
30 vol.
60 ml



Processing
time

40 / 45 min.