


Configure top speed



1. Open the foot deck using a hex driver (8 screws).




2. Identify 3 pairs of connectors with matching colors (labeled kick-start, 12.5 mph, and 7.5 mph) near the rear wheel wire.



3. Configure the top speed:

- Once connecting the 2 ends of the 12.5mph wire, you would configure the top speed to be 12.5 mph.
- You can set the top speed at 7.5mph if you connect the 2 ends of the 7.5 mph wire.



4. Organize the cable, put back the deck and secure the screws. **Done.**


Disable/enable safe-start feature



1. Open the foot deck using a hex driver (8 screws).



2. Identify 3 pairs of connectors with matching colors (labeled kick-start, 12.5 mph, and 7.5 mph) near the rear wheel wire.



3. Disable/enable the safe-start feature:

- You can disable safe-start feature if you connect "kick-start"



4. Organize the cable, put back the deck and secure the screws. **Done.**