

# GUS\*

## Furnishing Solutions for the Design Trade

Fall 2024 Collection





## Who We Are

Gus\* CONTRACT works with architects, designers, and developers on projects in the hospitality, corporate, institutional, retail, and residential sectors. Building on the success of our retail furniture collection, we provide in-house design and manufacturing solutions for modern application at any scale.

The team at Gus\* CONTRACT offers a unique and flexible array of services. Draw from our in-stock, contract-quality furniture collection if your deadline is tight, or work directly with our designers to develop a completely customized solution. With our own manufacturing facilities in both North America and Asia, we can choose the best production route, depending on your project's scope, timeline and complexity.

## How We Work

### **In-Stock Solutions**

The entire Gus\* Modern furniture collection is in-stock and ready to ship - ideal for projects where timelines are tight. All Gus\* Modern upholstery uses FSC®-Certified wood inside and out, in support of responsible forest management.

### **COM Solutions**

If you like one of our designs but have sourced your own material, we provide COM manufacturing on all Gus\* Modern upholstery.

### **Custom Solutions**

From initial sketch, to prototype, to finished product, Gus\* CONTRACT can work with you to make upholstery, banquettes, tables, and accents that are tailor-made for your project.



## Eco-Friendly Solutions

Gus\* Contract is proud to offer several different eco-friendly and LEED-compliant manufacturing options.

Select In-Stock Upholstery Solutions are manufactured with 100% FSC®-Certified kiln-dried hardwood frames. FSC®-Certification ensures that wood comes from well-managed forests which employ methods of responsible harvesting and meet strict environmental standards. Only companies that have an FSC® certification number and that submit to a rigorous and ongoing audition process to ensure compliance with FSC® standards and principles may claim to be FSC®-Certified or claim to use FSC®-Certified wood.

A select number of our In-Stock Upholstery Designs are now made with a revolutionary sustainable synthetic-down fill material made from 100% recycled PET plastic water bottles.

Custom and COM Solutions can be specified with FSC®-Certified hardwood, PET fill, and eco-friendly fabrics, which may apply toward LEED certification points.

For more information about our eco-friendly options, please contact us.

# Spring 2024 Collection

## Product Specifications

---

<b>New Designs</b>	<b>5</b>
<b>Sectionals</b>	<b>6</b>
<b>Sofas</b>	<b>67</b>
<b>Accent Chairs</b>	<b>148</b>
<b>Ottomans</b>	<b>209</b>
<b>Accent Tables</b>	<b>230</b>
<b>Dining</b>	<b>315</b>
<b>Shelving</b>	<b>354</b>
<b>Storage</b>	<b>380</b>
<b>Beds</b>	<b>409</b>
<b>Workspace</b>	<b>418</b>
<b>Lighting</b>	<b>423</b>
<b>Rugs</b>	<b>446</b>
<b>Accessories</b>	<b>459</b>

# Gus\*

Fall 2024  
Collection  
New Designs



Beaconsfield Sofa



Augusta Bi-Sectional



Odeon Bed



Puff Pillow



Ravi Pillow



Augusta Sofa



Jane 2 Sofa

Atwell Dining Table - Rectangular



Palma End Table

Atwell Dining Table - Round

Fulton Chair



Palma Coffee Table



Beaconsfield Chair



Jane 2 Bi-Sectional



# Sectionals



# Augusta Bi-Sectional



Caledon  
Cinder



Caledon  
Sedona



Funfetti  
Galaxy

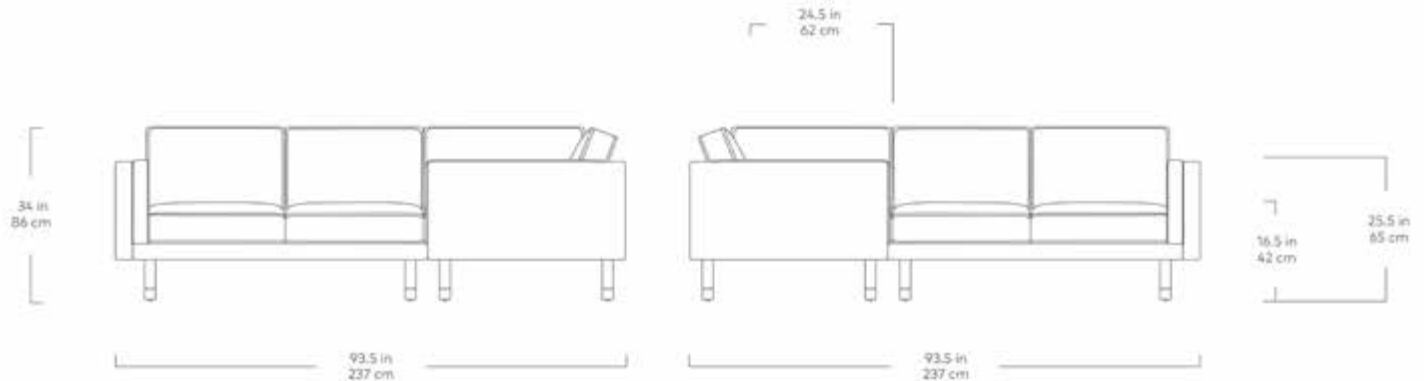


Funfetti  
Linen

The Augusta is a meticulously designed corner sectional that nods to classic Modernist archetypes while looking to the next Mid-century with fresh details, finishes and sustainable materials. Structured cushions, with French-seam detailing, provide comfort and reinforce the pedigreed style. Solid wood legs include a metal detail to add understated sophistication to the design. Augusta's frame and legs are constructed with durable, kiln-dried FSC®-Certified hardwood, in support of responsible forest management. The Bi-Sectional matches perfectly with the Augusta Sofa.

Design Trade Professionals: We aim to keep our designs in stock and ready to ship quickly for projects on a tight timeline. Designs may be customized with COM and alternate finishes (minimum quantities may apply). Visit [gusmodern.com](https://gusmodern.com) for more information about our Trade & Contract programs.

# Augusta Bi-Sectional



- Caledon Sedona and Funfetti Linen are paired with Natural Ash/Brass legs only. Caledon Cinder and Funfetti Galaxy are paired with Walnut Finish/Pewter legs only.
- All cushions are crafted with high resiliency medium density foam covered in a Dacron wrap.
- Reversible seat and back cushions. Velcro attachments on side bolster cushions for a secure connection to the upholstered frame.
- French seam detailing on all cushions and frame.
- A slim platform gives the illusion of the design sitting higher off the ground.
- Durable inner frame constructed with steel and kiln-dried, FSC® Certified hardwood, in support of responsible forest management (FSC® 092551). By purchasing this product you help take care of the world's forests.
- Legs are crafted from solid wood and have non-marking tack glide feet on the bottom of the legs to protect hardwood floors.
- Metal leg detail is a pewter or brass finish vacuum-plated onto steel.
- No-Sag, sinuous spring suspension system.
- All joints have been stress tested.
- Manufactured to comply with California Prop Phase 2 standards.
- Manufactured to meet California TB117-2013 fire safety standards without the use of flame retardant additives in the upholstery foam.





# Circuit Modular 3-PC Sectional



Himalaya  
Cloud



Himalaya  
Dune



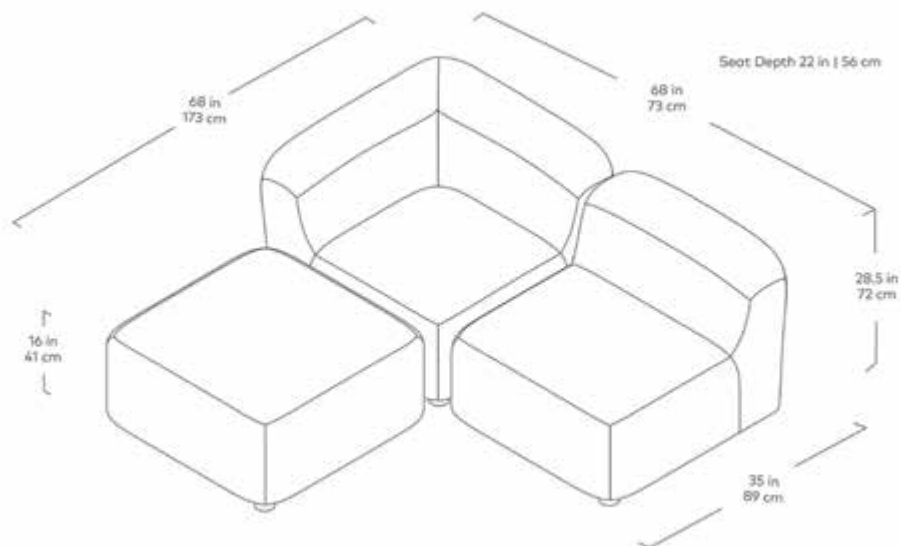
Merino  
Cream

The Circuit Modular Series is a contemporary seating collection that brings minimalist style to spaces large or small. Circuit's three sleek components—an armless chair, corner and ottoman—feature rounded profiles, with pleasing curves that invite relaxed entertaining and interaction.

Rounded, solid natural ash legs complete the look by giving each piece an airy, floating quality perfect for small spaces. Combine the components to create a custom seating configuration that suits your home or work environment—Circuit's compact footprint is particularly well suited to lobbies, breakout rooms, hallways, and urban condominiums. Constructed with kiln-dried FSC®-Certified hardwood in support of responsible forest management.

Design Trade Professionals: We aim to keep our designs in stock and ready to ship quickly for projects on a tight timeline. Designs may be customized with COM and alternate finishes (minimum quantities may apply). Visit [guscontract.com](http://guscontract.com) for more information about our Trade & Contract programs.

# Circuit Modular 3-PC Sectional



- Circuit Modular Series utilizes 3 different modular components - Armless, Corner & Ottoman.
- All modular components can be joined using integrated, concealed connectors on underside to securely join them to each other while in sectional, sofa or chaise formation.
- Tight seat and back.
- Upholstered with high resilience polyurethane foam covered in a Dacron wrap.
- Frame is kiln-dried FSC®-Certified hardwood (FSC® 092551).
- Cylindrical, solid FSC® Certified ash legs are finished in a water-based, clear coat finish.
- Plastic bumpers on all legs to prevent floor damage.
- All joints have been stress tested.
- 9 gauge No-Sag, injection-molded sinuous spring clip system.
- Manufactured to meet California TB117-2013 fire safety standards without the use of flame retardant additives in the upholstery foam.



# Circuit Modular 4-PC Sectional



Himalaya  
Cloud



Himalaya  
Dune

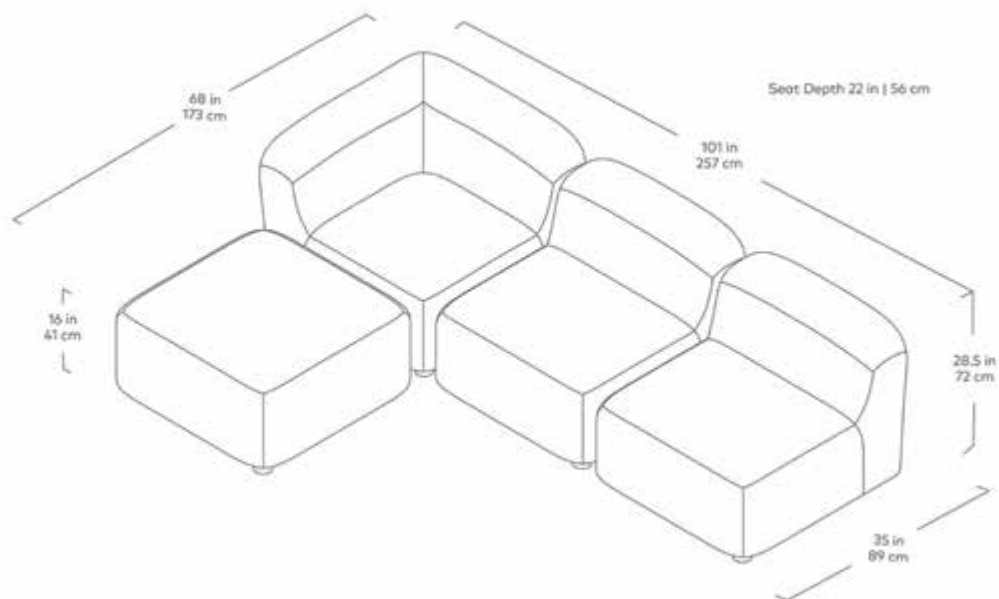


Merino  
Cream

The Circuit Modular Series is a contemporary seating collection that brings minimalist style to spaces large or small. Circuit's three sleek components—an armless chair, corner and ottoman—feature rounded profiles, with pleasing curves that invite relaxed entertaining and interaction. Rounded, solid natural ash legs complete the look by giving each piece an airy, floating quality perfect for small spaces. Combine the components to create a custom seating configuration that suits your home or work environment—Circuit's compact footprint is particularly well suited to lobbies, breakout rooms, hallways, and urban condominiums. Constructed with kiln-dried FSC®-Certified hardwood in support of responsible forest management.

Design Trade Professionals: We aim to keep our designs in stock and ready to ship quickly for projects on a tight timeline. Designs may be customized with COM and alternate finishes (minimum quantities may apply). Visit [gusmodern.com](http://gusmodern.com) for more information about our Trade & Contract programs.

# Circuit Modular 4-PC Sectional



- Circuit Modular Series utilizes 3 different modular components - Armless, Corner & Ottoman.
- All modular components can be joined using integrated, concealed connectors on underside to securely join them to each other while in sectional, sofa or chaise formation.
- Tight seat and back.
- Upholstered with high resilience polyurethane foam covered in a Dacron wrap.
- Frame is kiln-dried FSC®-Certified hardwood (FSC® 092551).
- Cylindrical, solid FSC® Certified ash legs are finished in a water-based, clear coat finish.
- Plastic bumpers on all legs to prevent floor damage.
- All joints have been stress tested.
- 9 gauge No-Sag, injection-molded sinuous spring clip system.
- Manufactured to meet California TB117-2013 fire safety standards without the use of flame retardant additives in the upholstery foam.



# Circuit Modular 5-PC Sectional



Himalaya  
Cloud



Himalaya  
Dune

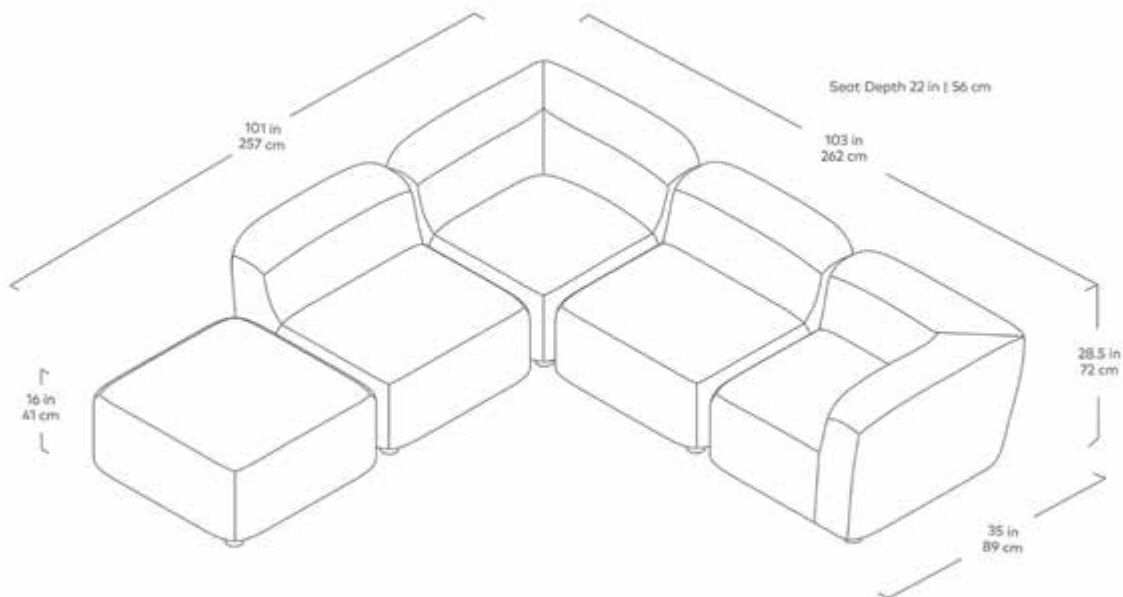


Merino  
Cream

The Circuit Modular Series is a contemporary seating collection that brings minimalist style to spaces large or small. Circuit's three sleek components—an armless chair, corner and ottoman—feature rounded profiles, with pleasing curves that invite relaxed entertaining and interaction. Rounded, solid natural ash legs complete the look by giving each piece an airy, floating quality perfect for small spaces. Combine the components to create a custom seating configuration that suits your home or work environment—Circuit's compact footprint is particularly well suited to lobbies, breakout rooms, hallways, and urban condominiums. Constructed with kiln-dried FSC®-Certified hardwood in support of responsible forest management.

Design Trade Professionals: We aim to keep our designs in stock and ready to ship quickly for projects on a tight timeline. Designs may be customized with COM and alternate finishes (minimum quantities may apply). Visit [gusmodern.com](http://gusmodern.com) for more information about our Trade & Contract programs.

# Circuit Modular 5-PC Sectional



- Circuit Modular Series utilizes 3 different modular components - Armless, Corner & Ottoman.
- All modular components can be joined using integrated, concealed connectors on underside to securely join them to each other while in sectional, sofa or chaise formation.
- Tight seat and back.
- Upholstered with high resilience polyurethane foam covered in a Dacron wrap.
- Frame is kiln-dried FSC®-Certified hardwood (FSC® 092551).
- Cylindrical, solid FSC® Certified ash legs are finished in a water-based, clear coat finish.
- Plastic bumpers on all legs to prevent floor damage.
- All joints have been stress tested.
- 9 gauge No-Sag, injection-molded sinuous spring clip system.
- Manufactured to meet California TB117-2013 fire safety standards without the use of flame retardant additives in the upholstery foam.




# Foundry Bi-Sectional



Andorra  
Almond



Andorra  
Pewter



Copenhagen  
Fossil



Hanson  
Navy



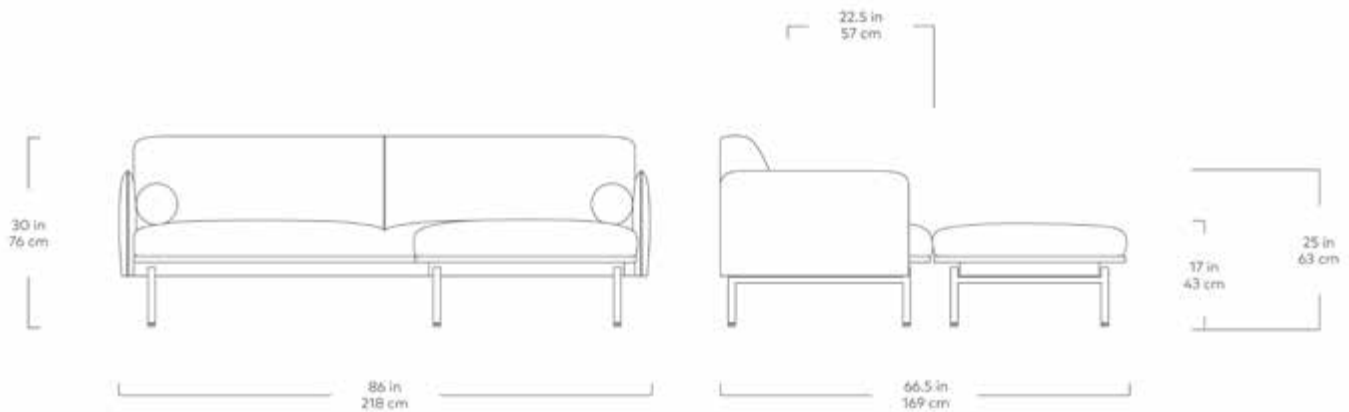
Canyon  
Whiskey  
Leather

Leather not available in Canada

The Foundry Upholstery Series showcases tailored minimalism with details that elevate fashion and function to suit any residential or commercial setting. Inspired by elements of classic Scandinavian design, the Foundry Bi-Sectional offers ample sophistication as a standalone piece, showcasing striking lines, an extra slender tight back frame and cushions that seem to float above elevated, cylindrical steel legs. Two bolsters offer additional style and comfort, while the sturdy, steel reinforced FSC®-Certified frame ensures that Foundry holds up in high-traffic environments.

Design Trade Professionals: We aim to keep our designs in stock and ready to ship quickly for projects on a tight timeline. Designs may be customized with COM and alternate finishes (minimum quantities may apply). Visit [gusmodern.com](https://gusmodern.com) for more information about our Trade & Contract programs.

# Foundry Bi-Sectional



- Features elegant lines and thin, elevated legs.
- The tight back sectional is comprised of two components, a Foundry Sofa and a Foundry Ottoman.
- Has two removable seat cushions, a removable ottoman cushion and comes with two loose bolster cushions.
- Seat and bolster cushions are made with Dacron-wrapped, high resiliency, medium density foam.
- Inner frame is kiln-dried FSC®-Certified hardwood in support of responsible forest management (FSC® 092551).
- Frame is reinforced with steel for long lasting durability.
- 9-gauge No-Sag, sinuous spring suspension system.
- Cylindrical legs are made from black powder-coated steel.
- Non-marking leveler feet can be adjusted for stability on uneven floor surfaces.
- Manufactured to meet California TB117-2013 fire safety standards without the use of flame retardant additives in the upholstery foam.
- Our leathers may have distinct surface characteristics, natural markings, grain pattern and colour variations which differ from hide to hide and from one product to another, making each leather product unique.
- Surface scratches and wear marks on leather are normal and to be expected. Over time they will contribute to the unique personality, patina and visual charm of the design. If desired, scratches and wear marks may be minimized with the use of leather conditioner.
- With all leather products, some stretching over time is normal. This "working in" of the leather only adds to the comfort, softness and character of the design.
- All fabric is California TB117-2013 certified and double rub tested.





# Jane 2 Bi-Sectional



## UPHOLSTERY



Bayview  
Silver



Caledon  
Sedona



Merino  
Mocha



Parliament  
Stone

## BASE



Natural  
Walnut

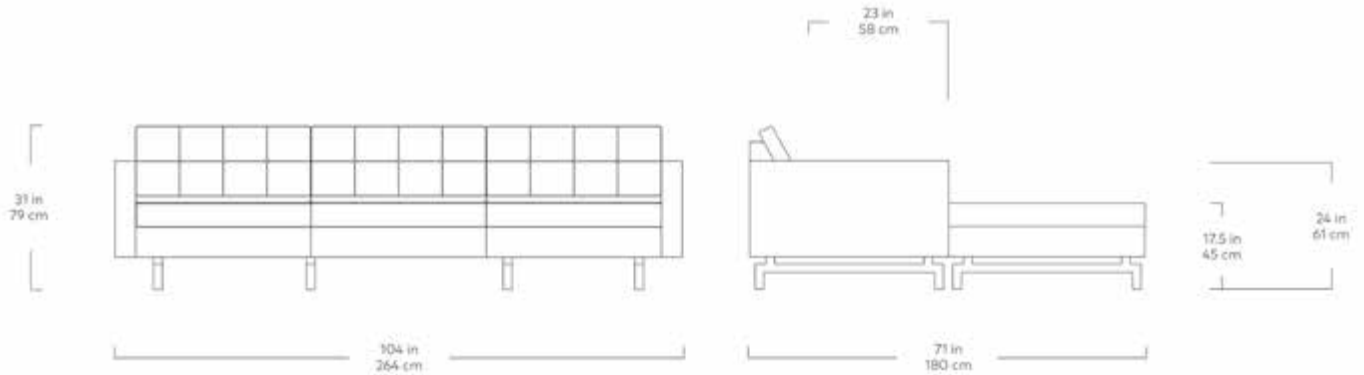


Natural  
Ash

A modern update to the classic Gus\* Modern Jane Series, the Jane 2 Bi-Sectional retains the iconic, mid-century look while adding contemporary enhancements. It has been cleverly designed so that it can be configured with the chaise on the left OR the right, depending on your floor plan. If your needs change, simply move the chaise and readjust the cushions to convert the design. Piped upholstery edges and button-tufted cushions create photogenic surface details that are enhanced by Jane 2 new, more refined proportions. A new wood base (available in light or dark wood finish) is inset on each piece, creating a sense of weightlessness that maximizes light and space. The frames are constructed with kiln-dried FSC®-Certified hardwood in support of responsible forest management.

Design Trade Professionals: We aim to keep our designs in stock and ready to ship quickly for projects on a tight timeline. Designs may be customized with COM and alternate finishes (minimum quantities may apply). Visit [guscontract.com](http://guscontract.com) for more information about our Trade & Contract programs.

# Jane 2 Bi-Sectional



- Jane 2 Bi-Sectional chaise can be configured on either Left or Right side.
- Seat and back cushions are button tufted and have piped edge detailing.
- Reversible seat and back cushions are crafted with high resilience polyurethane foam covered in a Dacron wrap.
- Inset solid Ash wood base with walnut or natural finish features non-marking feet.
- Inner frame is kiln-dried FSC®-Certified hardwood (FSC® 092551).
- All joints have been stress tested.
- 9-gauge No-Sag, sinuous spring suspension system.
- Manufactured to meet California TB117-2013 fire safety standards without the use of flame retardant additives in the upholstery foam.
- All fabric is California TB117-2013 certified and double rub tested.



# Jane 2 Loft Bi-Sectional



## UPHOLSTERY



Bayview  
Silver



Caledon  
Sedona



Merino  
Mocha



Parliament  
Stone

## BASE



Natural  
Walnut

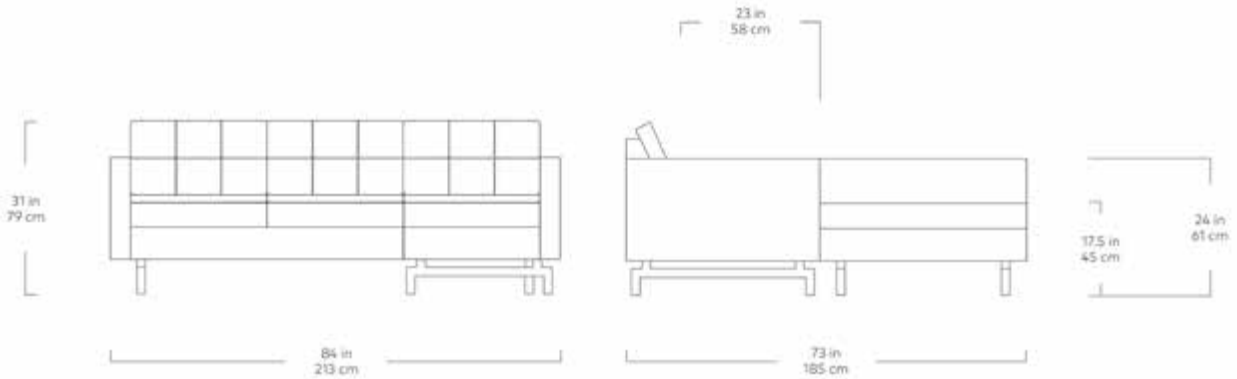


Natural  
Ash

A modern update to the classic Gus\* Modern Jane Series, the small-scaled Jane 2 Loft Bi-Sectional retains the iconic, mid-century look while adding contemporary enhancements. This sectional is cleverly designed to allow the chaise to be positioned on the left or the right, so it can adapt to any room layout. Alternatively, the chaise can be easily separated to create a sofa and a free-floating lounge. Piped upholstery edges and button-tufted cushions create photogenic surface details that are enhanced by Jane 2's new, more refined proportions. A new wood base (available in light or dark wood finish) is inset on each piece, creating a sense of weightlessness that maximizes light and space. The frames are constructed with kiln-dried FSC®-Certified hardwood in support of responsible forest management.

Design Trade Professionals: We aim to keep our designs in stock and ready to ship quickly for projects on a tight timeline. Designs may be customized with COM and alternate finishes (minimum quantities may apply). Visit [guscontract.com](https://guscontract.com) for more information about our Trade & Contract programs.

# Jane 2 Loft Bi-Sectional



- Jane 2 LOFT Bi-Sectional chaise can be configured on either Left or Right side.
- Add the Jane 2 Lounge to the Jane 2 Sofa to create the Jane 2 LOFT Bi-Sectional.
- Seat and back cushions are button tufted and have piped edge detailing.
- Reversible seat and back cushions are crafted with high resilience polyurethane foam covered in a Dacron wrap.
- Inset solid Ash wood base with walnut or natural finish features non-marking feet.
- Inner frame is kiln-dried FSC®-Certified hardwood (FSC® 092551).
- All joints have been stress tested.
- 9-gauge No-Sag, sinuous spring suspension system.
- Manufactured to meet California TB117-2013 fire safety standards without the use of flame retardant additives in the upholstery foam.
- All fabric is California TB117-2013 certified and double rub tested.




# Miller Bi-Sectional



Andorra  
Pewter



Caledon  
Amber



Merino  
Cream

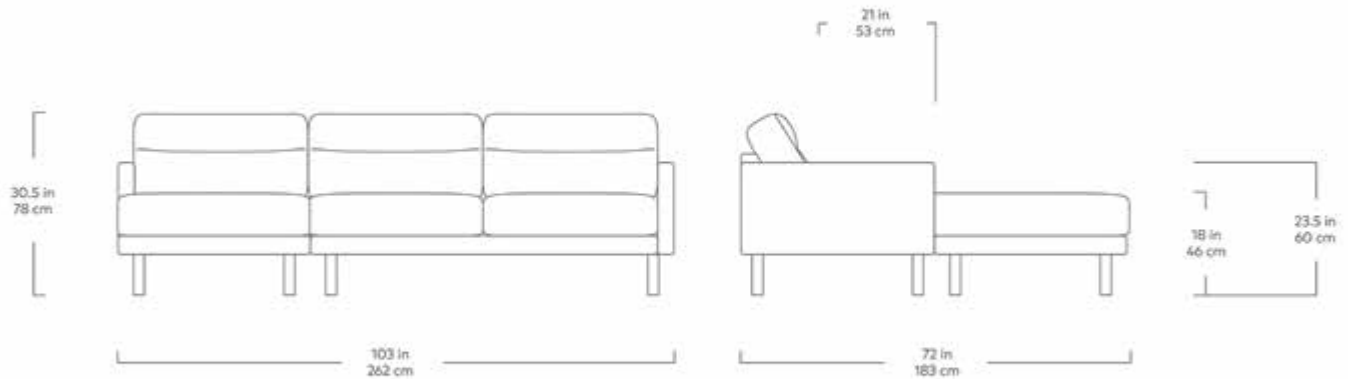


Parliament  
Stone

Mid-century style gets a modern update in the clever design of the Miller Bi-Sectional. Solid wood dowel legs support a slimline frame which gives this sofa its lightweight, floating appearance. The plush back cushions are designed to hold their shape and feature unique channel-stitching that adds texture and visual interest. With an adaptable chaise that can be positioned on either side to meet your spatial needs, this retro-inspired design is perfect for cozy living rooms or bustling office lobbies. Offering maximum lounging possibilities with minimum effort, it is also available as a Sofa.

Design Trade Professionals: We aim to keep our designs in stock and ready to ship quickly for projects on a tight timeline. Designs may be customized with COM and alternate finishes (minimum quantities may apply). Visit [guscontract.com](http://guscontract.com) for more information about our Trade & Contract programs.

# Miller Bi-Sectional



- Reversible back cushions contain eco-friendly, synthetic down fill made from 850 recycled plastic water bottles.
- Reversible seat cushions are crafted with high resiliency medium density foam covered in a Dacron wrap.
- A slim platform gives the illusion of the design sitting higher off the ground.
- Sectional components can be joined using connectors on underside.
- Inner frame is kiln-dried FSC®-Certified hardwood in support of responsible forest management (FSC® 092551).
- Frame is reinforced with steel for durability.
- Solid Ash legs in a walnut finish are FSC®-Certified in support of responsible forest management (FSC® 092551).
- Non-marking tack glide feet on the bottom of legs to protect hardwood floors.
- No-Sag, sinuous spring suspension system.
- All joints have been stress tested.
- Manufactured to meet California TB117-2013 fire safety standards without the use of flame retardant additives in the upholstery foam.
- All fabric is California TB117-2013 certified and double rub tested.



# Mix Modular 3-PC Sectional



Parliament  
Stone



Vegan  
Appleskin  
Cognac



Mowat  
Ferro



Mowat  
Raven

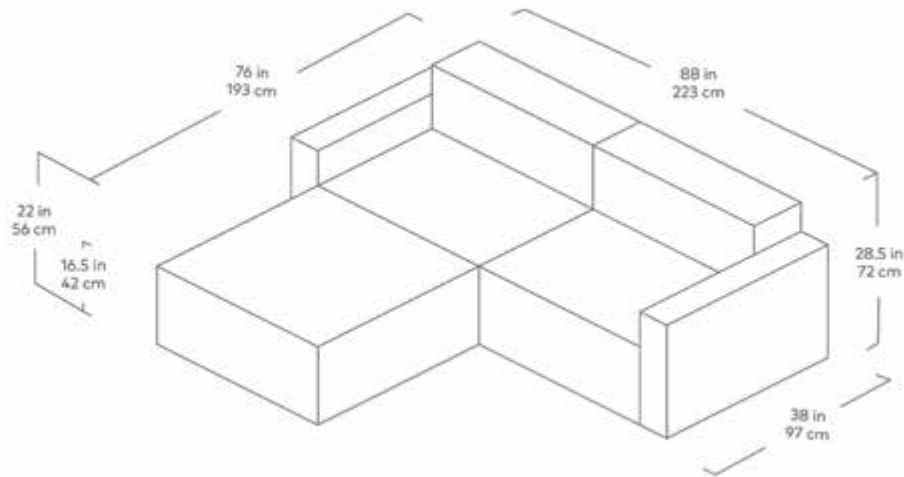


Mowat  
Sand

The Mix Modular Collection lets you mix and match components and fabrics to build a custom sectional, sofa or seating group to perfectly suit your space. The design uses 7 basic components (Left Arm, Right Arm, Armless, Corner, Ottoman, Block Table & Prism Table) which can be combined to create an unlimited number of seating configurations. Choose matching fabrics or mix things up to make it your own. Constructed with kiln-dried FSC®-Certified hardwood in support of responsible forest management. Mix Modular uses a clean, ultra soft, long-strand fiber fill material that offers the comfort and feel of traditional waterfowl down. This material is created through a process that benefits the environment by diverting 158 plastic bottles away from landfills, waterways and oceans for each Mix Modular 3PC Sectional we build.

Design Trade Professionals: We aim to keep our designs in stock and ready to ship quickly for projects on a tight timeline. Designs may be customized with COM and alternate finishes (minimum quantities may apply). Visit [gusmodern.com](http://gusmodern.com) for more information about our Trade & Contract programs.

# Mix Modular 3-PC Sectional



- 7 different components - Arm Left Facing, Arm Right Facing, Armless, Corner, Ottoman, Block Table & Prism Table.
- Bolster cushions contain an eco-friendly, synthetic-down fill made from 79 recycled plastic water bottles.
- Each component includes concealed connectors to securely join them to each other while in sectional, sofa or chaise formation.
- Frame is kiln-dried FSC®-Certified hardwood (FSC® 092551).
- Wood block legs are FSC®-Certified Ash in a Black stain.
- Plastic bumpers on all legs to prevent floor damage.
- All joints have been stress tested.
- 9 gauge No-Sag, injection-molded sinuous spring clip system.
- Manufactured to meet California TB117-2013 fire safety standards without the use of flame retardant additives in the upholstery foam.





# Mix Modular 4-PC Sectional



Parliament  
Stone



Vegan  
Appleskin  
Cognac



Mowat  
Ferro



Mowat  
Raven

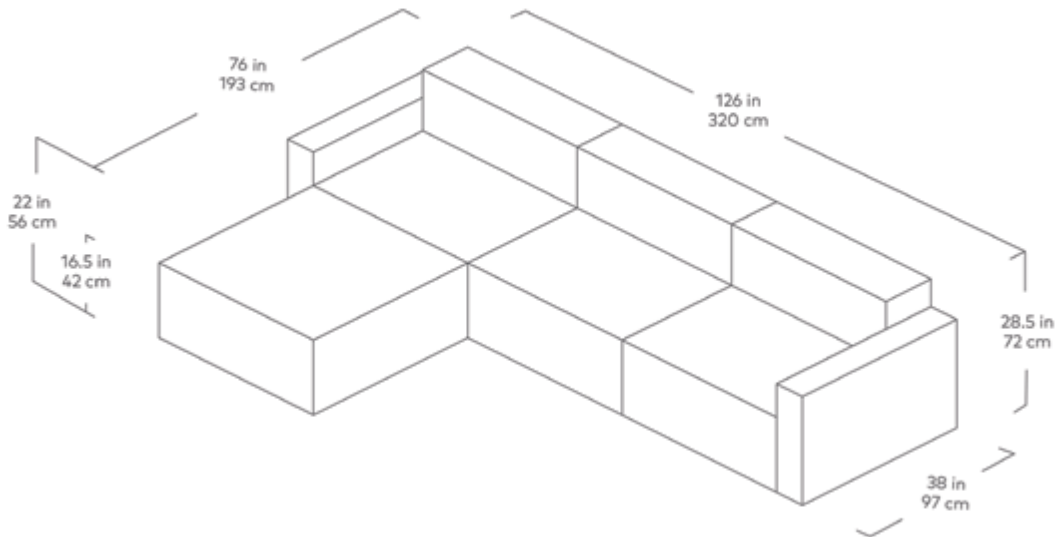


Mowat  
Sand

The Mix Modular Collection lets you mix and match components and fabrics to build a custom sectional, sofa or seating group to perfectly suit your space. The design uses 7 basic components (Left Arm, Right Arm, Armless, Corner, Ottoman, Block Table & Prism Table) which can be combined to create an unlimited number of seating configurations. Choose matching fabrics or mix things up to make it your own. Constructed with kiln-dried FSC®-Certified hardwood in support of responsible forest management. Mix Modular uses a clean, ultra soft, long-strand fiber fill material that offers the comfort and feel of traditional waterfowl down. This material is created through a process that benefits the environment by diverting 237 plastic bottles away from landfills, waterways and oceans for each Mix Modular 4PC Sectional we build.

Design Trade Professionals: We aim to keep our designs in stock and ready to ship quickly for projects on a tight timeline. Designs may be customized with COM and alternate finishes (minimum quantities may apply). Visit [gusmodern.com](http://gusmodern.com) for more information about our Trade & Contract programs.

# Mix Modular 4-PC Sectional



- 7 different components - Arm Left Facing, Arm Right Facing, Armless, Corner, Ottoman, Block Table & Prism Table.
- Bolster cushions contain an eco-friendly, synthetic-down fill made from 79 recycled plastic water bottles.
- Each component includes concealed connectors to securely join them to each other while in sectional, sofa or chaise formation.
- Frame is kiln-dried FSC®-Certified hardwood (FSC® 092551).
- Wood block legs are FSC®-Certified Ash in a Black stain.
- Plastic bumpers on all legs to prevent floor damage.
- All joints have been stress tested.
- 9 gauge No-Sag, injection-molded sinuous spring clip system.
- Manufactured to meet California TB117-2013 fire safety standards without the use of flame retardant additives in the upholstery foam.



# Mix Modular 5-PC Sectional



Parliament  
Stone



Vegan  
Appleskin  
Cognac



Mowat  
Ferro



Mowat  
Raven

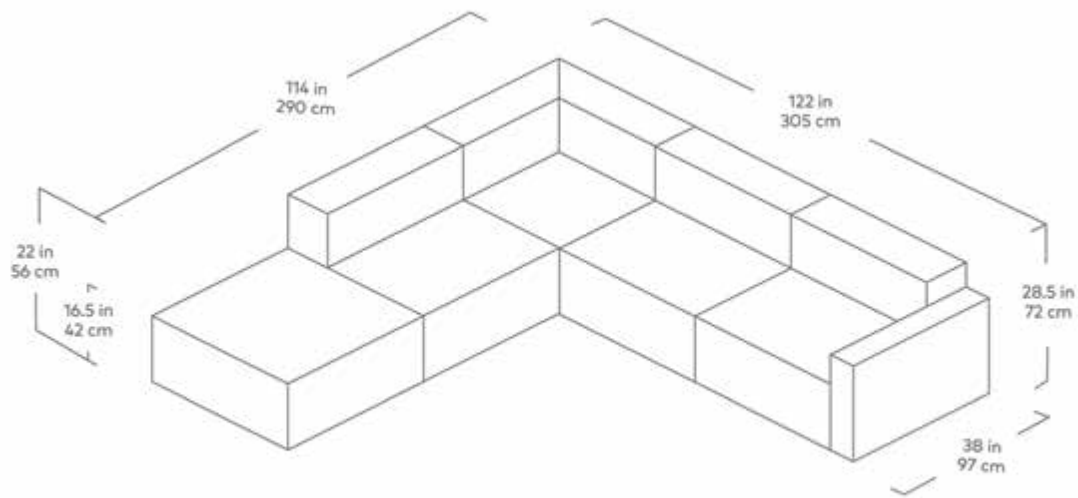


Mowat  
Sand

The Mix Modular Collection lets you mix and match components and fabrics to build a custom sectional, sofa or seating group to perfectly suit your space. The design uses 7 basic components (Left Arm, Right Arm, Armless, Corner, Ottoman, Block Table & Prism Table) which can be combined to create an unlimited number of seating configurations. Choose matching fabrics or mix things up to make it your own. Constructed with kiln-dried FSC®-Certified hardwood in support of responsible forest management. Mix Modular uses a clean, ultra soft, long-strand fiber fill material that offers the comfort and feel of traditional waterfowl down. This material is created through a process that benefits the environment by diverting 316 plastic bottles away from landfills, waterways and oceans for each Mix Modular 5PC Sectional we build.

Design Trade Professionals: We aim to keep our designs in stock and ready to ship quickly for projects on a tight timeline. Designs may be customized with COM and alternate finishes (minimum quantities may apply). Visit [gusmodern.com](https://gusmodern.com) for more information about our Trade & Contract programs.

# Mix Modular 5-PC Sectional



- 7 different components - Arm Left Facing, Arm Right Facing, Armless, Corner, Ottoman, Block Table & Prism Table.
- Bolster cushions contain an eco-friendly, synthetic-down fill made from 79 recycled plastic water bottles.
- Each component includes concealed connectors to securely join them to each other while in sectional, sofa or chaise formation.
- Frame is kiln-dried FSC®-Certified hardwood (FSC® 092551).
- Wood block legs are FSC®-Certified Ash in a Black stain.
- Plastic bumpers on all legs to prevent floor damage.
- All joints have been stress tested.
- 9 gauge No-Sag, injection-molded sinuous spring clip system.
- Manufactured to meet California TB117-2013 fire safety standards without the use of flame retardant additives in the upholstery foam.



# Mulholland Bi-Sectional



Caledon  
Antler



Caledon  
Cinder



Caledon  
Sedona

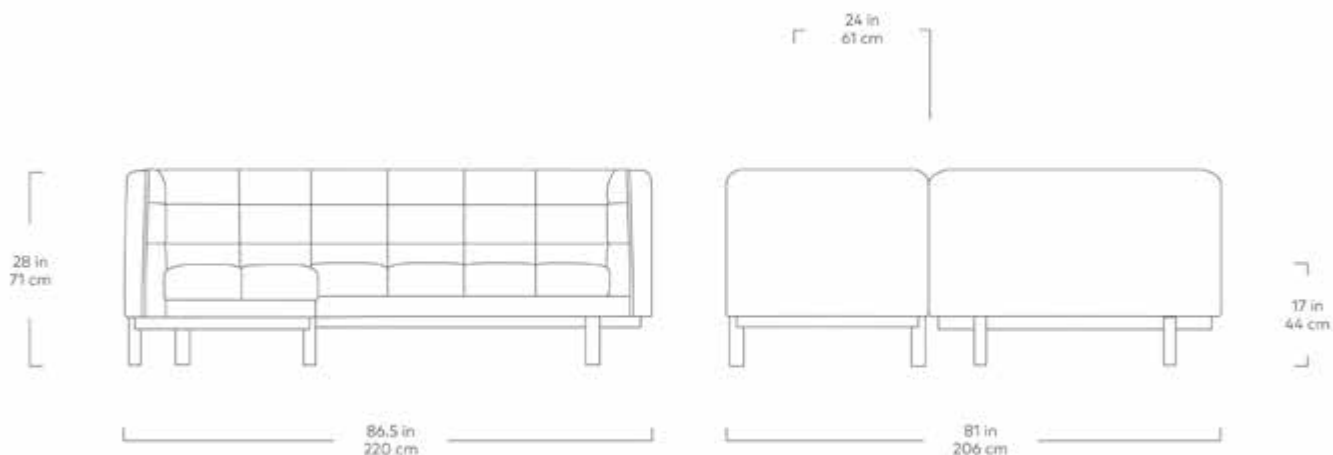


Parliament  
Stone

Drawing inspiration from both mid-century and contemporary influences, the Mulholland Bi-Sectional is a tailored design with distinctive tufting on the seat, arms and back that creates subtle character and an attractive, modern aesthetic. With no cushions to adjust, the tuxedo-style frame creates an enveloping space where everything stays in place and looks beautiful day after day. An eco-friendly, solid wood perimeter base with notched-dowel leg details softens the overall look and adds warmth to the design. All wood inside and out is FSC®-certified in support of responsible forest management. Part of the Mulholland Series, the Bi-Sectional matches perfectly with the Mulholland Chair, Sofa and Lounge.

Design Trade Professionals: We aim to keep our designs in stock and ready to ship quickly for projects on a tight timeline. Designs may be customized with COM and alternate finishes (minimum quantities may apply). Visit [guscontract.com](https://guscontract.com) for more information about our Trade & Contract programs.

# Mulholland Bi-Sectional



- Features a modern tuxedo frame (arms and back are at the same height).
- Blind-tufted upholstery on seat, back, and arms.
- Delicate piping detail on arms.
- Solid wood perimeter base and dowel legs are crafted from solid ash.
- Solid Ash is FSC®-Certified in support of responsible forest management (FSC® 092551).
- Non-marking tack glide feet on the bottom of legs to protect hardwood floors.
- Kiln-dried FSC®-Certified hardwood frame (FSC® 092551).
- Manufactured to meet California TB117-2013 fire safety standards without the use of flame retardant additives in the upholstery foam.
- Part of the Mulholland Series, the Bi-Sectional matches perfectly with the Mulholland Chair, Sofa and Lounge.



# Nexus Modular 3PC Sectional



Parliament  
Stone



Parliament  
Coffee

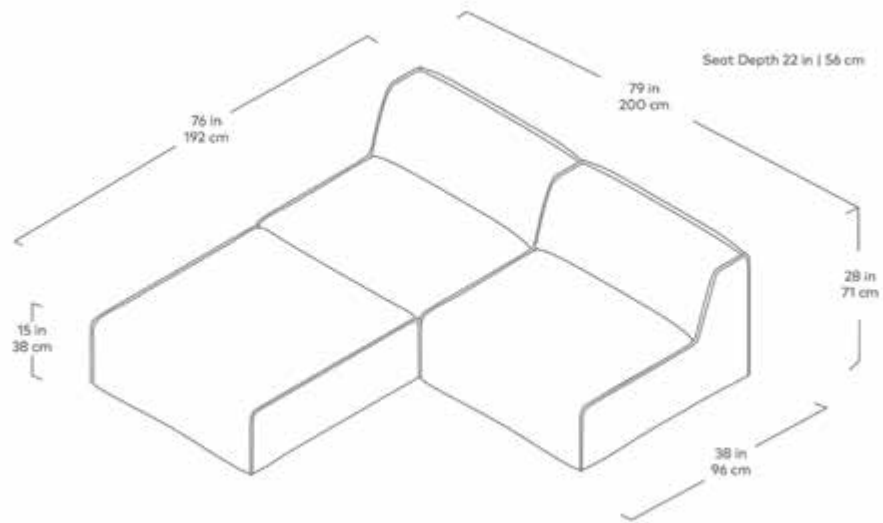


Parliament  
Lake

The Nexus Modular Collection consists of three seating components (Armless Chair, Corner and Ottoman) which can be combined in a myriad of ways to create a sofa or sectional that is custom-designed for your space. With a low-profile silhouette, and chunky, piped-edge details, the Nexus balances clean-lined Minimalism with a relaxed, bohemian vibe. The kiln-dried hardwood frame and block feet are constructed from FSC®-Certified hardwood, in support of responsible forest management. Nexus uses a clean, ultra soft, long-strand fiber fill material that offers the comfort and feel of traditional waterfowl down. This material is created through a process that benefits the environment by diverting 878 plastic bottles away from landfills, waterways and oceans for each Nexus 3PC Sectional we build.

Design Trade Professionals: We aim to keep our designs in stock and ready to ship quickly for projects on a tight timeline. Designs may be customized with COM and alternate finishes (minimum quantities may apply). Visit [gusmodern.com](https://gusmodern.com) for more information about our Trade & Contract programs.

# Nexus Modular 3PC Sectional



- Seat, front panel and inside back of each component is upholstered in a quilted fabric. Side panels and back are unquilted.
- Chunky, piped-edge details add to the relaxed feel.
- Cushions contain an eco-friendly, synthetic-down fill made from 878 recycled plastic water bottles.
- Inner frame is kiln-dried FSC®-Certified hardwood in support of responsible forest management (FSC® 092551).
- Wood block feet are solid FSC®-Certified Ash in support of responsible forest management (FSC® 092551) and finished in a black stain.
- Non-marking leveler feet integrated into block feet to protect hardwood floors and can be adjusted for stability on uneven floor surfaces.
- Each component includes concealed connectors to securely join them to each other while in sectional or sofa configuration.
- No-Sag, sinuous spring system.
- All joints have been stress tested.
- Manufactured to meet California TB117-213 fire safety standards without the use of flame retardant additives in the upholstery foam.
- All fabric is California TB117-2013 certified and double rub tested.





# Nexus Modular 4PC Sectional



Parliament  
Stone



Parliament  
Coffee

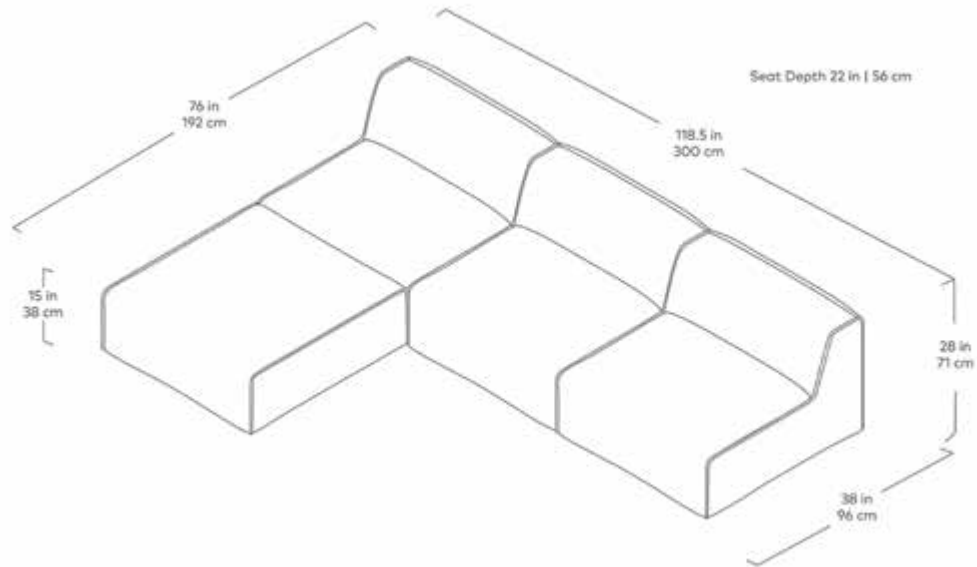


Parliament  
Lake

The Nexus Modular Collection consists of three seating components (Armless Chair, Corner and Ottoman) which can be combined in a myriad of ways to create a sofa or sectional that is custom-designed for your space. With a low-profile silhouette, and chunky, piped-edge details, the Nexus balances clean-lined Minimalism with a relaxed, bohemian vibe. The kiln-dried hardwood frame and block feet are constructed from FSC®-Certified hardwood, in support of responsible forest management. Nexus uses a clean, ultra soft, long-strand fiber fill material that offers the comfort and feel of traditional waterfowl down. This material is created through a process that benefits the environment by diverting 1169 plastic bottles away from landfills, waterways and oceans for each Nexus 4PC Sectional we build.

Design Trade Professionals: We aim to keep our designs in stock and ready to ship quickly for projects on a tight timeline. Designs may be customized with COM and alternate finishes (minimum quantities may apply). Visit [gusmodern.com](https://gusmodern.com) for more information about our Trade & Contract programs.

# Nexus Modular 4PC Sectional



- Seat, front panel and inside back of each component is upholstered in a quilted fabric. Side panels and back are unquilted.
- Chunky, piped-edge details add to the relaxed feel.
- Cushions contain an eco-friendly, synthetic-down fill made from 1169 recycled plastic water bottles.
- Inner frame is kiln-dried FSC®-Certified hardwood in support of responsible forest management (FSC® 092551).
- Wood block feet are solid FSC®-Certified Ash in support of responsible forest management (FSC® 092551) and finished in a black stain.
- Non-marking leveler feet integrated into block feet to protect hardwood floors and can be adjusted for stability on uneven floor surfaces.
- Each component includes concealed connectors to securely join them to each other while in sectional or sofa configuration.
- No-Sag, sinuous spring system.
- All joints have been stress tested.
- Manufactured to meet California TB117-213 fire safety standards without the use of flame retardant additives in the upholstery foam.
- All fabric is California TB117-2013 certified and double rub tested.



# Nexus Modular 5PC Bi-Sectional



Parliament  
Stone



Parliament  
Coffee

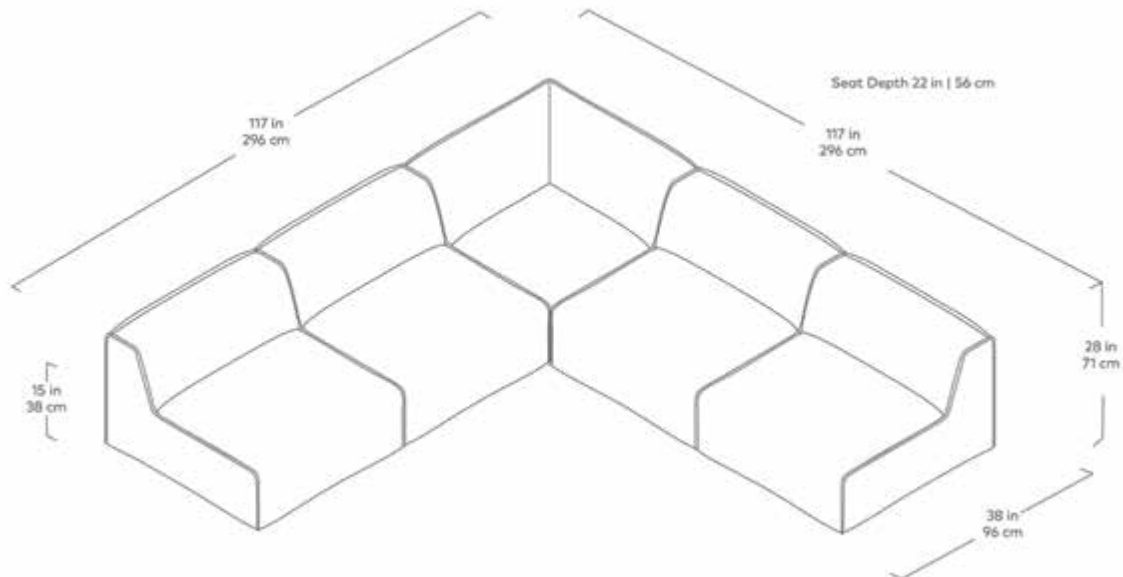


Parliament  
Lake

The Nexus Modular Collection consists of three seating components (Armless Chair, Corner and Ottoman) which can be combined in a myriad of ways to create a sofa or sectional that is custom-designed for your space. With a low-profile silhouette, and chunky, piped-edge details, the Nexus balances clean-lined Minimalism with a relaxed, bohemian vibe. The kiln-dried hardwood frame and block feet are constructed from FSC®-Certified hardwood, in support of responsible forest management. Nexus uses a clean, ultra soft, long-strand fiber fill material that offers the comfort and feel of traditional waterfowl down. This material is created through a process that benefits the environment by diverting 1441 plastic bottles away from landfills, waterways and oceans for each Nexus 5PC Bi-Sectional we build.

Design Trade Professionals: We aim to keep our designs in stock and ready to ship quickly for projects on a tight timeline. Designs may be customized with COM and alternate finishes (minimum quantities may apply). Visit [gusmodern.com](https://gusmodern.com) for more information about our Trade & Contract programs.

# Nexus Modular 5PC Bi-Sectional



- Seat, front panel and inside back of each component is upholstered in a quilted fabric. Side panels and back are unquilted.
- Chunky, piped-edge details add to the relaxed feel.
- Cushions contain an eco-friendly, synthetic-down fill made from 1441 recycled plastic water bottles.
- Inner frame is kiln-dried FSC®-Certified hardwood in support of responsible forest management (FSC® 092551).
- Wood block feet are solid FSC®-Certified Ash in support of responsible forest management (FSC® 092551) and finished in a black stain.
- Non-marking leveler feet integrated into block feet to protect hardwood floors and can be adjusted for stability on uneven floor surfaces.
- Each component includes concealed connectors to securely join them to each other while in sectional or sofa configuration.
- No-Sag, sinuous spring system.
- All joints have been stress tested.
- Manufactured to meet California TB117-213 fire safety standards without the use of flame retardant additives in the upholstery foam.
- All fabric is California TB117-2013 certified and double rub tested.



# Podium 4PC Lounge Sectional A



Bayview  
Silver



Copenhagen  
Fossil



Copenhagen  
Terra

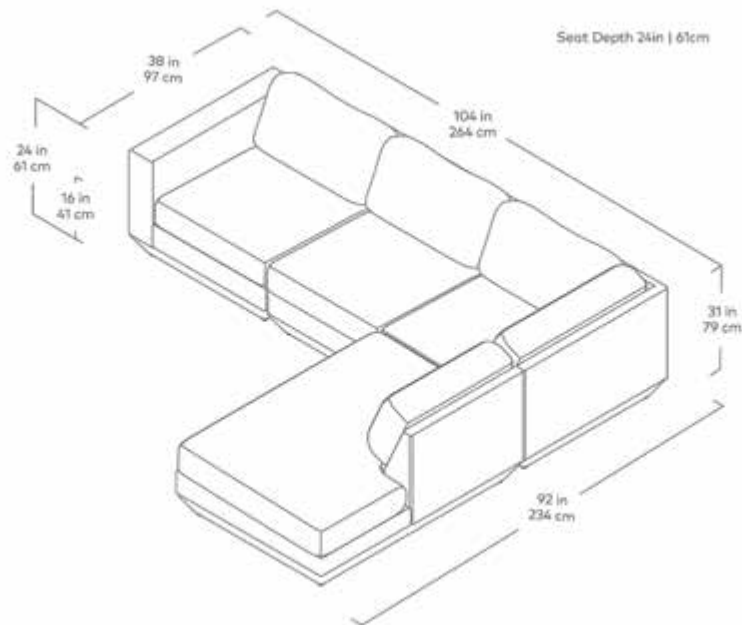


Hanson  
Navy

The Podium Modular Collection is an adaptable seating system that brings modern elegance and luxurious comfort to any space. The Podium features seven core components (Right Arm, Left Arm, Armless, Corner, Ottoman, Left Lounge and Right Lounge) that can be arranged in unlimited configurations to suit any vision or layout. Each component showcases a relaxed silhouette inspired by 1970's Modernism. The frames are constructed with kiln-dried FSC®-Certified hardwood in support of responsible forest management. Podium uses a clean, ultra soft, long-strand fiber fill material that offers the comfort and feel of traditional waterfowl down. This material is created through a process that benefits the environment by diverting 1583 plastic bottles away from landfills, waterways and oceans for each Podium 4PC Lounge Sectional A we build.

Design Trade Professionals: We aim to keep our designs in stock and ready to ship quickly for projects on a tight timeline. Designs may be customized with COM and alternate finishes (minimum quantities may apply). Visit [gusmodern.com](https://gusmodern.com) for more information about our Trade & Contract programs.

# Podium 4PC Lounge Sectional A



- 7 different components - Arm Left Facing, Arm Right Facing, Armless, Corner, Right Lounge, Left Lounge and Ottoman.
- Cushions contain an eco-friendly, synthetic-down fill made from 1583 recycled plastic water bottles.
- Seat cushions are crafted with high resiliency, medium density foam and use our eco-friendly PET synthetic-down which is created from recycled water bottles.
- PET fill is evenly distributed throughout sewn interior pockets, which provide maximum comfort while maintaining overall cushion shape.
- Inner frame is kiln-dried FSC®-Certified hardwood in support of responsible forest management (FSC® 092551).
- Each component includes concealed buckle connectors to securely join them to each other while in sectional or sofa formation.
- Plastic bumpers on base to prevent floor damage.
- All joints have been stress tested.
- 9-gauge No-Sag, sinuous spring suspension system.
- Manufactured to meet California TB117-2013 fire safety standards without the use of flame retardant additives in the upholstery foam.



# Podium 4PC Lounge Sectional B



Bayview  
Silver



Copenhagen  
Fossil



Copenhagen  
Terra

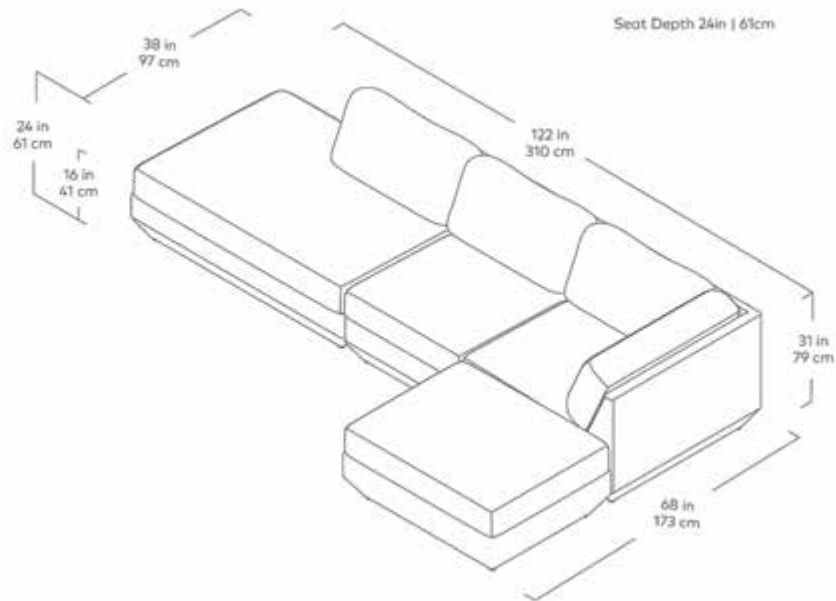


Hanson  
Navy

The Podium Modular Collection is an adaptable seating system that brings modern elegance and luxurious comfort to any space. The Podium features seven core components (Right Arm, Left Arm, Armless, Corner, Ottoman, Left Lounge and Right Lounge) that can be arranged in unlimited configurations to suit any vision or layout. Each component showcases a relaxed silhouette inspired by 1970's Modernism. The frames are constructed with kiln-dried FSC®-Certified hardwood in support of responsible forest management. Podium uses a clean, ultra soft, long-strand fiber fill material that offers the comfort and feel of traditional waterfowl down. This material is created through a process that benefits the environment by diverting 1967 plastic bottles away from landfills, waterways and oceans for each Podium Modular 4PC Lounge Sectional B we build.

Design Trade Professionals: We aim to keep our designs in stock and ready to ship quickly for projects on a tight timeline. Designs may be customized with COM and alternate finishes (minimum quantities may apply). Visit [gusmodern.com](http://gusmodern.com) for more information about our Trade & Contract programs.

# Podium 4PC Lounge Sectional B



- 7 different components - Arm Left Facing, Arm Right Facing, Armless, Corner, Right Lounge, Left Lounge and Ottoman.
- Cushions contain an eco-friendly, synthetic-down fill made from 1967 recycled plastic water bottles.
- Seat cushions are crafted with high resiliency, medium density foam and use our eco-friendly PET synthetic-down which is created from recycled water bottles.
- PET fill is evenly distributed throughout sewn interior pockets, which provide maximum comfort while maintaining overall cushion shape.
- Inner frame is kiln-dried FSC®-Certified hardwood in support of responsible forest management (FSC® 092551).
- Each component includes concealed buckle connectors to securely join them to each other while in sectional or sofa formation.
- Plastic bumpers on base to prevent floor damage.
- All joints have been stress tested.
- 9-gauge No-Sag, sinuous spring suspension system.
- Manufactured to meet California TB117-2013 fire safety standards without the use of flame retardant additives in the upholstery foam.





# Podium 4PC Sectional



Bayview  
Silver



Copenhagen  
Fossil



Copenhagen  
Terra

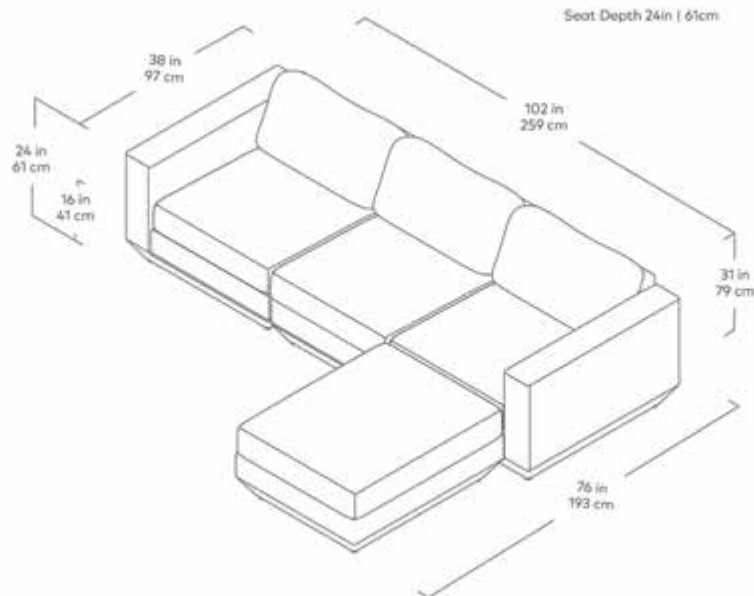


Hanson  
Navy

The Podium Modular Collection is an adaptable seating system that brings modern elegance and luxurious comfort to any space. The Podium features seven core components (Right Arm, Left Arm, Armless, Corner, Ottoman, Left Lounge and Right Lounge) that can be arranged in unlimited configurations to suit any vision or layout. Each component showcases a relaxed silhouette inspired by 1970's Modernism. The frames are constructed with kiln-dried FSC®-Certified hardwood in support of responsible forest management. Podium uses a clean, ultra soft, long-strand fiber fill material that offers the comfort and feel of traditional waterfowl down. This material is created through a process that benefits the environment by diverting 1967 plastic bottles away from landfills, waterways and oceans for each Podium Modular 4PC Sectional we build.

Design Trade Professionals: We aim to keep our designs in stock and ready to ship quickly for projects on a tight timeline. Designs may be customized with COM and alternate finishes (minimum quantities may apply). Visit [gusmodern.com](http://gusmodern.com) for more information about our Trade & Contract programs.

# Podium 4PC Sectional



- 7 different components - Arm Left Facing, Arm Right Facing, Armless, Corner, Right Lounge, Left Lounge and Ottoman.
- Reversible back cushions contain eco-friendly PET synthetic-down which is created from recycled water bottles.
- Seat cushions are crafted with high resiliency, medium density foam and use our eco-friendly PET synthetic-down which is created from recycled water bottles.
- PET fill is evenly distributed throughout sewn interior pockets, which provide maximum comfort while maintaining overall cushion shape.
- Inner frame is kiln-dried FSC®-Certified hardwood in support of responsible forest management (FSC® 092551).
- Each component includes concealed buckle connectors to securely join them to each other while in sectional or sofa formation.
- Plastic bumpers on base to prevent floor damage.
- All joints have been stress tested.
- 9-gauge No-Sag, sinuous spring suspension system.
- Manufactured to meet California TB117-2013 fire safety standards without the use of flame retardant additives in the upholstery foam.



# Podium 5PC Seating Group A



Bayview  
Silver



Copenhagen  
Fossil



Copenhagen  
Terra

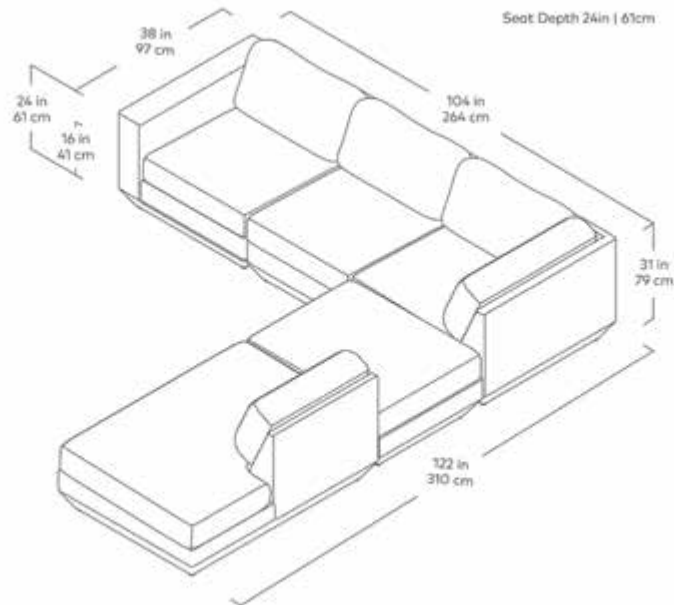


Hanson  
Navy

The Podium Modular Collection is an adaptable seating system that brings modern elegance and luxurious comfort to any space. The Podium features seven core components (Right Arm, Left Arm, Armless, Corner, Ottoman, Left Lounge and Right Lounge) that can be arranged in unlimited configurations to suit any vision or layout. Each component showcases a relaxed silhouette inspired by 1970's Modernism. The frames are constructed with kiln-dried FSC®-Certified hardwood in support of responsible forest management. Podium uses a clean, ultra soft, long-strand fiber fill material that offers the comfort and feel of traditional waterfowl down. This material is created through a process that benefits the environment by diverting 2439 plastic bottles away from landfills, waterways and oceans for each Podium Modular 5PC Seating Group Sectional we build.

Design Trade Professionals: We aim to keep our designs in stock and ready to ship quickly for projects on a tight timeline. Designs may be customized with COM and alternate finishes (minimum quantities may apply). Visit [guscontract.com](http://guscontract.com) for more information about our Trade & Contract programs.

# Podium 5PC Seating Group A



- 7 different components - Arm Left Facing, Arm Right Facing, Armless, Corner, Right Lounge, Left Lounge and Ottoman.
- Cushions contain an eco-friendly, synthetic-down fill made from 2439 recycled plastic water bottles.
- Seat cushions are crafted with high resiliency, medium density foam and use our eco-friendly PET synthetic-down which is created from recycled water bottles.
- PET fill is evenly distributed throughout sewn interior pockets, which provide maximum comfort while maintaining overall cushion shape.
- Inner frame is kiln-dried FSC®-Certified hardwood in support of responsible forest management (FSC® 092551).
- Each component includes concealed buckle connectors to securely join them to each other while in sectional or sofa formation.
- Plastic bumpers on base to prevent floor damage.
- All joints have been stress tested.
- 9-gauge No-Sag, sinuous spring suspension system.
- Manufactured to meet California TB117-2013 fire safety standards without the use of flame retardant additives in the upholstery foam.



# Podium 5PC Corner Sectional



Bayview  
Silver



Copenhagen  
Fossil



Copenhagen  
Terra

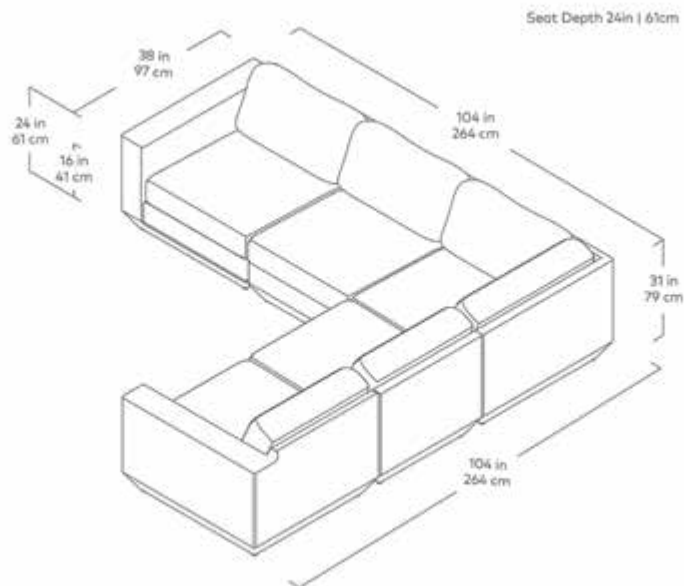


Hanson  
Navy

The Podium Modular Collection is an adaptable seating system that brings modern elegance and luxurious comfort to any space. The Podium features seven core components (Right Arm, Left Arm, Armless, Corner, Ottoman, Left Lounge and Right Lounge) that can be arranged in unlimited configurations to suit any vision or layout. Each component showcases a relaxed silhouette inspired by 1970's Modernism. The frames are constructed with kiln-dried FSC®-Certified hardwood in support of responsible forest management. Podium uses a clean, ultra soft, long-strand fiber fill material that offers the comfort and feel of traditional waterfowl down. This material is created through a process that benefits the environment by diverting 2612 plastic bottles away from landfills, waterways and oceans for each Podium Modular 5PC Corner Sectional we build.

Design Trade Professionals: We aim to keep our designs in stock and ready to ship quickly for projects on a tight timeline. Designs may be customized with COM and alternate finishes (minimum quantities may apply). Visit [gusmodern.com](http://gusmodern.com) for more information about our Trade & Contract programs.

# Podium 5PC Corner Sectional



- 7 different components - Arm Left Facing, Arm Right Facing, Armless, Corner, Right Lounge, Left Lounge and Ottoman.
- Cushions contain an eco-friendly, synthetic-down fill made from 2612 recycled plastic water bottles.
- Seat cushions are crafted with high resiliency, medium density foam and use our eco-friendly PET synthetic-down which is created from recycled water bottles.
- PET fill is evenly distributed throughout sewn interior pockets, which provide maximum comfort while maintaining overall cushion shape.
- Inner frame is kiln-dried FSC®-Certified hardwood in support of responsible forest management (FSC® 092551).
- Each component includes concealed buckle connectors to securely join them to each other while in sectional or sofa formation.
- Plastic bumpers on base to prevent floor damage.
- All joints have been stress tested.
- 9-gauge No-Sag, sinuous spring suspension system.
- Manufactured to meet California TB117-2013 fire safety standards without the use of flame retardant additives in the upholstery foam.



# Renfrew Loft Bi-Sectional



Merino  
Cream



Merino  
Mocha



Mersey  
Caribou



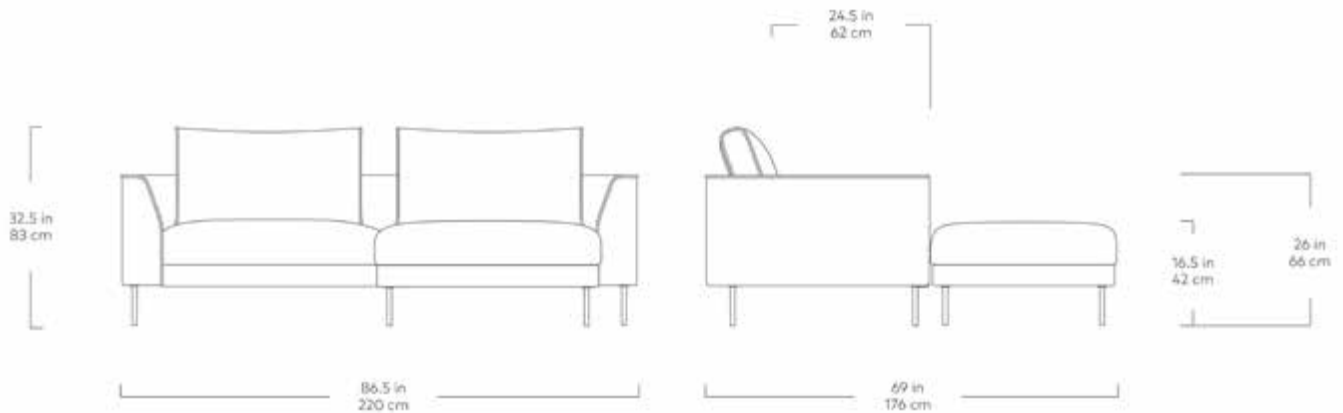
Mersey  
Skyline

The Renfrew Series is an assortment of semi-modular seating components that can be arranged to create sofas, sectionals, or custom seating configurations in a variety of sizes and styles to suit any space. In the tradition of European modernism, Renfrew has ultra-clean lines, a deep, low-profile stance and delicate legs which give it a light, floating appearance. Loose back cushions lend variety to the silhouette and can be positioned individually to achieve the perfect lounging position.

A durable, hardwood frame is crafted with FSC®-Certified wood to support responsible forest management. Premium feather fill in both the seat and back make this design the ideal balance of minimalist style and everyday comfort.

Design Trade Professionals: We aim to keep our designs in stock and ready to ship quickly for projects on a tight timeline. Designs may be customized with COM and alternate finishes (minimum quantities may apply). Visit [gusmodern.com](http://gusmodern.com) for more information about our Trade & Contract programs.

# Renfrew Loft Bi-Sectional




- The collection consists of eight unique configurations: a stand-alone sofa, a long XL sofa, a loft bi-sectional, a right or left-facing sectional, a right or left-facing XL sectional and a U-shaped sectional.
- Features a slender tuxedo frame (arms and back are at the same height).
- A slim front rail gives the illusion of the design sitting higher off the ground.
- Reversible, back cushions are high resiliency polyurethane foam wrapped with a sterilized feather and poly envelope.
- Bench seat cushion is high resiliency polyurethane foam padded on top with a sterilized feather and poly fill.
- Black powder-coated steel tubular legs.
- Light assembly required.
- Inner frame is kiln-dried FSC®-Certified hardwood in support of responsible forest management (FSC® 092551).
- All joints have been stress tested.
- No-Sag, sinuous spring suspension system.
- Manufactured to meet California TB117-2013 and U.S. CPSC fire safety standards without the use of flame retardant additives in the upholstery foam.
- All fabric is California TB117-2013 certified and double rub tested.





# Renfrew Sectional



Merino  
Cream



Merino  
Mocha



Mersey  
Caribou

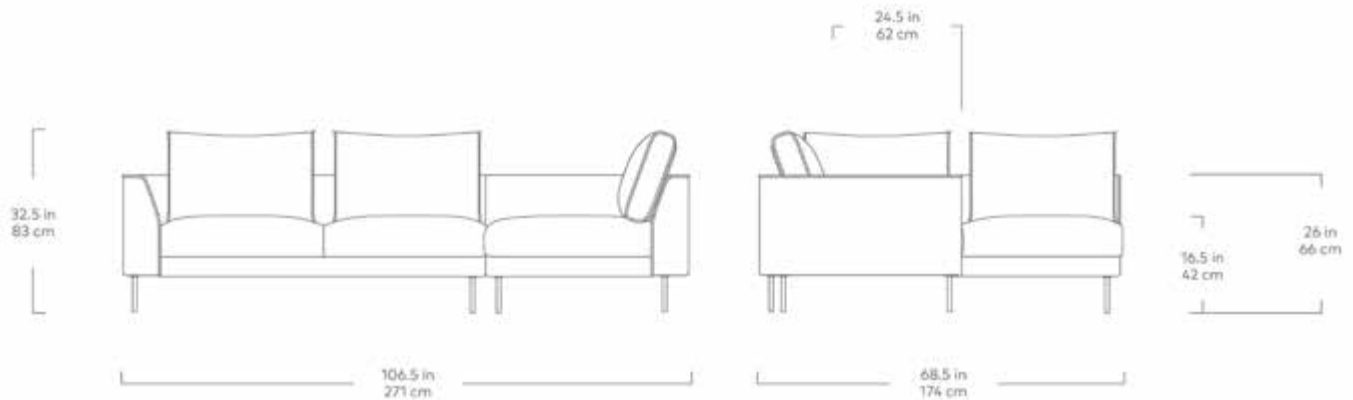


Mersey  
Skyline

The Renfrew Series is an assortment of semi-modular seating components that can be arranged to create sofas, sectionals, or custom seating configurations in a variety of sizes and styles to suit any space. In the tradition of European modernism, Renfrew has ultra-clean lines, a deep, low-profile stance and delicate legs which give it a light, floating appearance. Loose back cushions lend variety to the silhouette and can be positioned individually to achieve the perfect lounging position. A durable, hardwood frame is crafted with FSC®-Certified wood to support responsible forest management. Premium feather fill in both the seat and back make this design the ideal balance of minimalist style and everyday comfort.

Design Trade Professionals: We aim to keep our designs in stock and ready to ship quickly for projects on a tight timeline. Designs may be customized with COM and alternate finishes (minimum quantities may apply). Visit [guscontract.com](http://guscontract.com) for more information about our Trade & Contract programs.

# Renfrew Sectional



- The collection consists of eight unique configurations: a stand-alone sofa, a long XL sofa, a loft bi-sectional, a right or left-facing sectional, a right or left-facing XL sectional and a U-shaped sectional.
- Features a slender tuxedo frame (arms and back are at the same height).
- A slim front rail gives the illusion of the design sitting higher off the ground.
- Reversible, back cushions are high resiliency polyurethane foam wrapped with a sterilized feather and poly envelope.
- Bench seat cushion is high resiliency polyurethane foam padded on top with a sterilized feather and poly fill.
- Black powder-coated steel tubular legs.
- Light assembly required.
- Inner frame is kiln-dried FSC®-Certified hardwood in support of responsible forest management (FSC® 092551).
- All joints have been stress tested.
- No-Sag, sinuous spring suspension system.
- Manufactured to meet California TB117-2013 and U.S. CPSC fire safety standards without the use of flame retardant additives in the upholstery foam.
- All fabric is California TB117-2013 certified and double rub tested.



# Renfrew XL Sectional



Merino  
Cream



Merino  
Mocha



Mersey  
Caribou

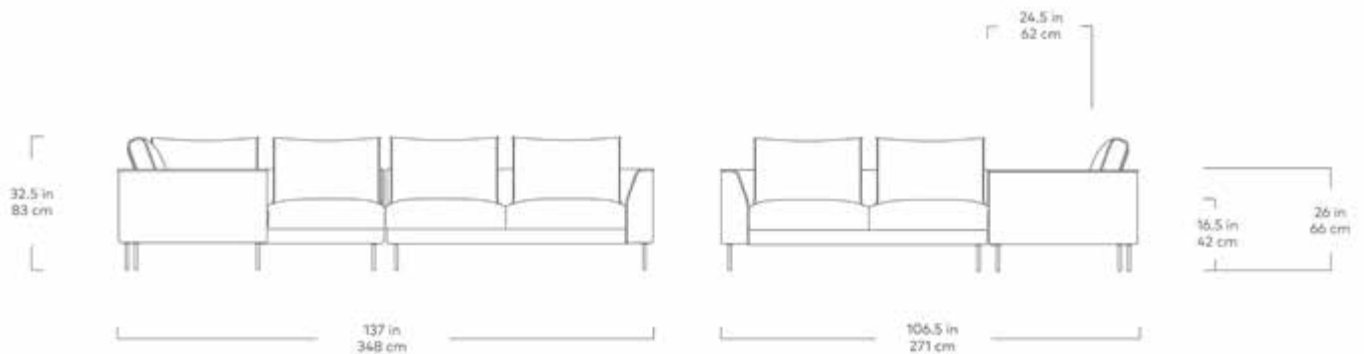


Mersey  
Skyline

The Renfrew Series is an assortment of semi-modular seating components that can be arranged to create sofas, sectionals, or custom seating configurations in a variety of sizes and styles to suit any space. In the tradition of European modernism, Renfrew has ultra-clean lines, a deep, low-profile stance and delicate legs which give it a light, floating appearance. Loose back cushions lend variety to the silhouette and can be positioned individually to achieve the perfect lounging position. A durable, hardwood frame is crafted with FSC®-Certified wood to support responsible forest management. Premium feather fill in both the seat and back make this design the ideal balance of minimalist style and everyday comfort.

Design Trade Professionals: We aim to keep our designs in stock and ready to ship quickly for projects on a tight timeline. Designs may be customized with COM and alternate finishes (minimum quantities may apply). Visit [guscontract.com](http://guscontract.com) for more information about our Trade & Contract programs.


# Renfrew XL Sectional



- The collection consists of eight unique configurations: a stand-alone sofa, a long XL sofa, a loft bi-sectional, a right or left-facing sectional, a right or left-facing XL sectional and a U-shaped sectional.
- Features a slender tuxedo frame (arms and back are at the same height).
- A slim front rail gives the illusion of the design sitting higher off the ground.
- Reversible, back cushions are high resiliency polyurethane foam wrapped with a sterilized feather and poly envelope.
- Bench seat cushion is high resiliency polyurethane foam padded on top with a sterilized feather and poly fill.
- Black powder-coated steel tubular legs.
- Light assembly required.
- Inner frame is kiln-dried FSC®-Certified hardwood in support of responsible forest management (FSC® 092551).
- All joints have been stress tested.
- No-Sag, sinuous spring suspension system.
- Manufactured to meet California TB117-2013 and U.S. CPSC fire safety standards without the use of flame retardant additives in the upholstery foam.
- All fabric is California TB117-2013 certified and double rub tested.



# Renfrew U-Shaped Sectional



Merino  
Cream



Merino  
Mocha



Mersey  
Caribou

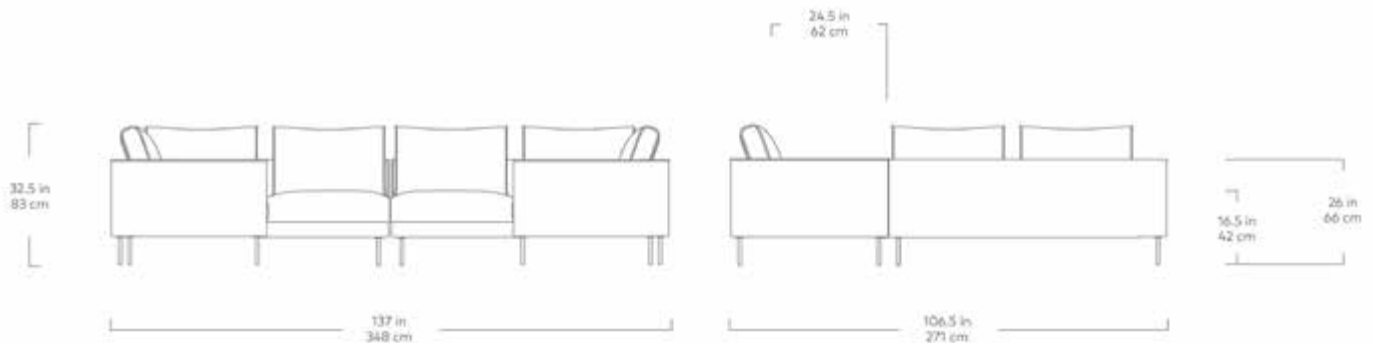


Mersey  
Skyline

The Renfrew Series is an assortment of semi-modular seating components that can be arranged to create sofas, sectionals, or custom seating configurations in a variety of sizes and styles to suit any space. In the tradition of European modernism, Renfrew has ultra-clean lines, a deep, low-profile stance and delicate legs which give it a light, floating appearance. Loose back cushions lend variety to the silhouette and can be positioned individually to achieve the perfect lounging position. A durable, hardwood frame is crafted with FSC®-Certified wood to support responsible forest management. Premium feather fill in both the seat and back make this design the ideal balance of minimalist style and everyday comfort.

Design Trade Professionals: We aim to keep our designs in stock and ready to ship quickly for projects on a tight timeline. Designs may be customized with COM and alternate finishes (minimum quantities may apply). Visit [guscontract.com](http://guscontract.com) for more information about our Trade & Contract programs.

# Renfrew U-Shaped Sectional



- The collection consists of eight unique configurations: a stand-alone sofa, a long XL sofa, a loft bi-sectional, a right or left-facing sectional, a right or left-facing XL sectional and a U-shaped sectional.
- Features a slender tuxedo frame (arms and back are at the same height).
- A slim front rail gives the illusion of the design sitting higher off the ground.
- Reversible, back cushions are high resiliency polyurethane foam wrapped with a sterilized feather and poly envelope.
- Bench seat cushion is high resiliency polyurethane foam padded on top with a sterilized feather and poly fill.
- Black powder-coated steel tubular legs.
- Light assembly required.
- Inner frame is kiln-dried FSC®-Certified hardwood in support of responsible forest management (FSC® 092551).
- All joints have been stress tested.
- No-Sag, sinuous spring suspension system.
- Manufactured to meet California TB117-2013 and U.S. CPSC fire safety standards without the use of flame retardant additives in the upholstery foam.
- All fabric is California TB117-2013 certified and double rub tested.



# Silverlake Loft Bi-Sectional



Andorra  
Almond



Andorra  
Pewter

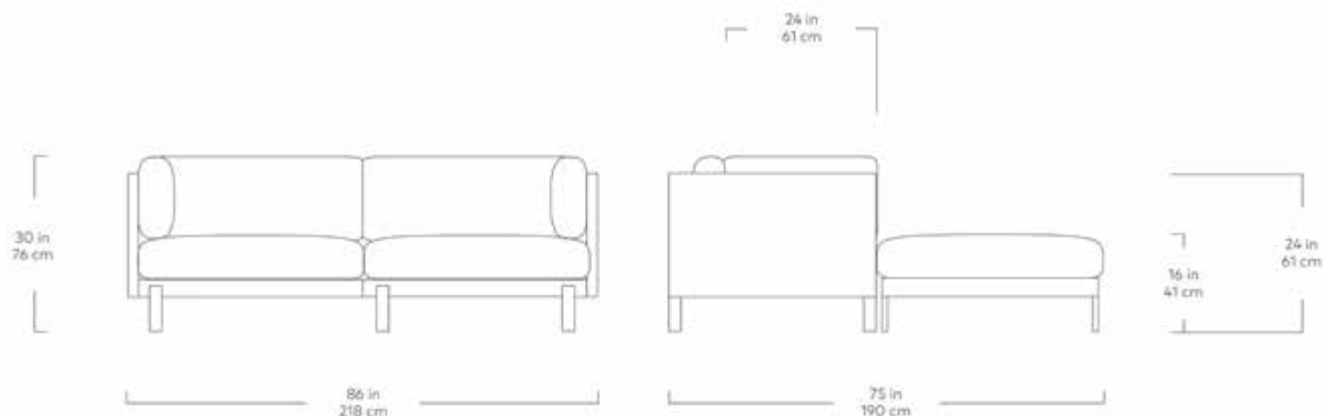


Andorra  
Espresso

The Silverlake Upholstery Collection is a Scandinavian-inspired seating design that strikes an elegant balance between minimalist styling and a casual, inviting feel. The back and side cushions can be adjusted to your preferred angle, while the generous seat depth enhances the sectional's comfort. Subtle features like pleated fabric details on cushion corners and architectural, black powder-coated steel legs complete Silverlake, laid-back modern aesthetic. The collection is a restful haven for any busy home, office or lobby. The frames are constructed with kiln-dried FSC®-Certified hardwood in support of responsible forest management. Silverlake uses a clean, ultra soft, long-strand fiber fill material that offers the comfort and feel of traditional waterfowl down. This material is created through a process that benefits the environment by diverting 945 plastic bottles away from landfills, waterways and oceans for each Silverlake Loft Bi-Sectional we build.

Design Trade Professionals: We aim to keep our designs in stock and ready to ship quickly for projects on a tight timeline. Designs may be customized with COM and alternate finishes (minimum quantities may apply). Visit [gusmodern.com](https://gusmodern.com) for more information about our Trade & Contract programs.

# Silverlake Loft Bi-Sectional



- The collection consists of eight unique configurations: a stand-alone sofa, a long XL sofa, a small-scale loft bi-sectional, a right or left-facing sectional, a right or left-facing XL sectional and a U-shaped sectional.
- Ottoman can be added to any Silverlake sofa or sectional configuration for added seating or as a footrest.
- Cushion is crafted with high resiliency medium density foam and contains an eco-friendly, synthetic-down fill made from 236 recycled plastic water bottles.
- Ottoman includes concealed connector to securely join it to a Silverlake sofa or sectional.
- A slim platform gives the illusion of the design sitting higher off the ground.
- Legs are made from black powder-coated flat bar steel.
- Non-marking leveler feet can be adjusted for stability on uneven floor surfaces.
- Light assembly required.
- Inner frame is kiln-dried FSC®-Certified hardwood in support of responsible forest management (FSC® 092551).
- All joints have been stress tested.
- Manufactured to meet California TB117-2013 and U.S. CPSC fire safety standards without the use of flame retardant additives in the upholstery foam.
- All fabric is California TB117-2013 certified and double rub tested.





# Silverlake Sectional



Andorra  
Almond



Andorra  
Pewter

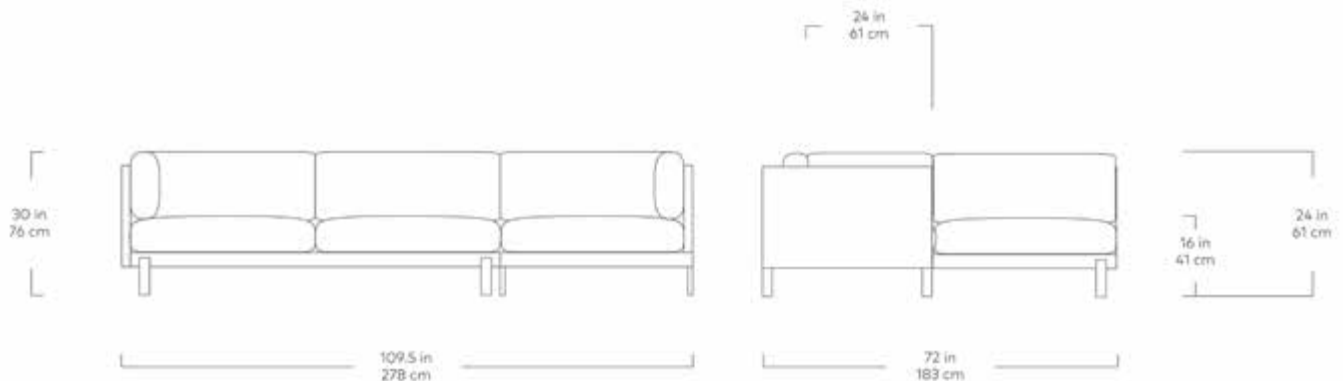


Andorra  
Espresso

The Silverlake Upholstery Collection is a Scandinavian-inspired seating design that strikes an elegant balance between minimalist styling and a casual, inviting feel. The back and side cushions can be adjusted to your preferred angle, while the generous seat depth enhances the sectional's comfort. Subtle features like pleated fabric details on cushion corners and architectural, black powder-coated steel legs complete Silverlake, laid-back modern aesthetic. The collection is a restful haven for any busy home, office or lobby. The frames are constructed with kiln-dried FSC®-Certified hardwood in support of responsible forest management. Silverlake uses a clean, ultra soft, long-strand fiber fill material that offers the comfort and feel of traditional waterfowl down. This material is created through a process that benefits the environment by diverting 929 plastic bottles away from landfills, waterways and oceans for each Silverlake Sectional we build.

Design Trade Professionals: We aim to keep our designs in stock and ready to ship quickly for projects on a tight timeline. Designs may be customized with COM and alternate finishes (minimum quantities may apply). Visit [guscontract.com](http://guscontract.com) for more information about our Trade & Contract programs.

# Silverlake Sectional



- The collection consists of eight unique configurations: a stand-alone sofa, a long XL sofa, a small-scale loft bi-sectional, a right or left-facing sectional, a right or left-facing XL sectional and a U-shaped sectional.
- Cushions contain an eco-friendly, synthetic-down fill made from 929 recycled plastic water bottles.
- Features a slender tuxedo frame (arms and back are at the same height).
- A slim platform gives the illusion of the design sitting higher off the ground.
- Front face of the back and bolster cushions and the top edge of the seat cushions have no visible seams which adds to the minimal look.
- Seat cushions are crafted with high resiliency medium density foam that is reinforced in the front for added support.
- Legs are made from black powder-coated flat bar steel.
- Non-marking leveler feet can be adjusted for stability on uneven floor surfaces.
- Light assembly required.
- Inner frame is kiln-dried FSC®-Certified hardwood in support of responsible forest management (FSC® 092551).
- All joints have been stress tested.
- No-Sag, sinuous spring suspension system.
- Manufactured to meet California TB117-2013 and U.S. CPSC fire safety standards without the use of flame retardant additives in the upholstery foam.
- All fabric is California TB117-2013 certified and double rub tested.



# Silverlake XL Sectional



Andorra  
Almond



Andorra  
Pewter

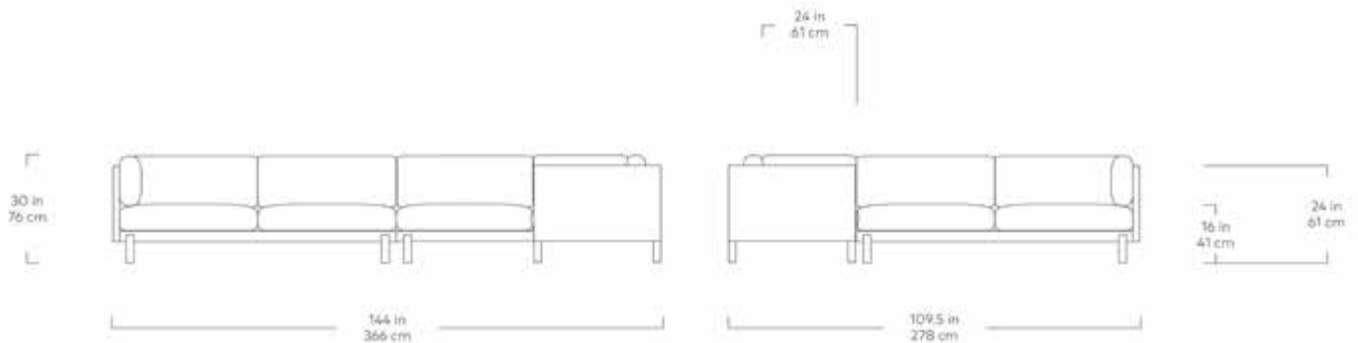


Andorra  
Espresso

The Silverlake Upholstery Collection is a Scandinavian-inspired seating design that strikes an elegant balance between minimalist styling and a casual, inviting feel. The back and side cushions can be adjusted to your preferred angle, while the generous seat depth enhances the sectional's comfort. Subtle features like pleated fabric details on cushion corners and architectural, black powder-coated steel legs complete Silverlake, laid-back modern aesthetic. The collection is a restful haven for any busy home, office or lobby. The frames are constructed with kiln-dried FSC®-Certified hardwood in support of responsible forest management. Silverlake uses a clean, ultra soft, long-strand fiber fill material that offers the comfort and feel of traditional waterfowl down. This material is created through a process that benefits the environment by diverting 1394 plastic bottles away from landfills, waterways and oceans for each Silverlake XL Sectional we build.

Design Trade Professionals: We aim to keep our designs in stock and ready to ship quickly for projects on a tight timeline. Designs may be customized with COM and alternate finishes (minimum quantities may apply). Visit [gusmodern.com](http://gusmodern.com) for more information about our Trade & Contract programs.

# Silverlake XL Sectional



- The collection consists of eight unique configurations: a stand-alone sofa, a long XL sofa, a small-scale loft bi-sectional, a right or left-facing sectional, a right or left-facing XL sectional and a U-shaped sectional.
- Cushions contain an eco-friendly, synthetic-down fill made from 1394 recycled plastic water bottles.
- The XL Right Facing Sectional is comprised of 1 Left Arm and 2 Right Arm components.
- The XL Left Facing Sectional is comprised of 1 Right Arm and 2 Left Arm components.
- Each component includes concealed connectors to securely join them to each other.
- Features a slender tuxedo frame (arms and back are at the same height).
- A slim front rail gives the illusion of the design sitting higher off the ground.
- Front face of the back and side cushions and the top edge of the seat cushions have no visible seams which adds to the minimal look.
- Seat cushions are crafted with high resiliency medium density foam that is reinforced in the front for added support.
- Legs are made from black powder-coated flat bar steel.
- Light assembly required.
- Inner frame is kiln-dried FSC®-Certified hardwood in support of responsible forest management (FSC® 092551).
- All joints have been stress tested.
- No-Sag, sinuous spring suspension system.
- Manufactured to meet California TB117-2013 fire safety standards without the use of flame retardant additives in the upholstery foam.
- All fabric is California TB117-2013 certified and double rub tested.



# Silverlake U-Shaped Sectional



Andorra  
Almond



Andorra  
Pewter

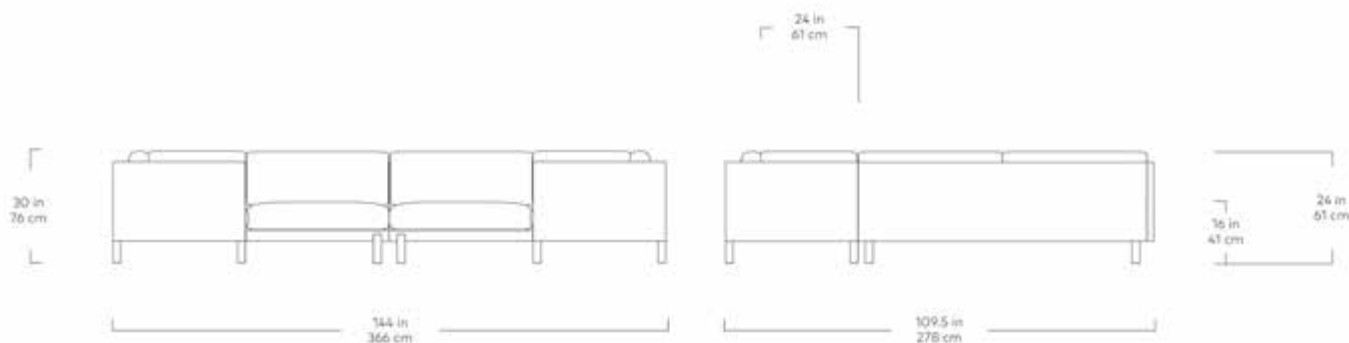


Andorra  
Espresso

The Silverlake Upholstery Collection is a Scandinavian-inspired seating design that strikes an elegant balance between minimalist styling and a casual, inviting feel. The back and side cushions can be adjusted to your preferred angle, while the generous seat depth enhances the sectional's comfort. Subtle features like pleated fabric details on cushion corners and architectural, black powder-coated steel legs complete Silverlake, laid-back modern aesthetic. The collection is a restful haven for any busy home, office or lobby. The frames are constructed with kiln-dried FSC®-Certified hardwood in support of responsible forest management. Silverlake uses a clean, ultra soft, long-strand fiber fill material that offers the comfort and feel of traditional waterfowl down. This material is created through a process that benefits the environment by diverting 1394 plastic bottles away from landfills, waterways and oceans for each Silverlake U-Shaped Sectional we build.

Design Trade Professionals: We aim to keep our designs in stock and ready to ship quickly for projects on a tight timeline. Designs may be customized with COM and alternate finishes (minimum quantities may apply). Visit [guscontract.com](http://guscontract.com) for more information about our Trade & Contract programs.

# Silverlake U-Shaped Sectional



- The collection consists of eight unique configurations: a stand-alone sofa, a long XL sofa, a small-scale loft bi-sectional, a right or left-facing sectional, a right or left-facing XL sectional and a U-shaped sectional.
- Cushions contain an eco-friendly, synthetic-down fill made from 1394 recycled plastic water bottles.
- The U-Shaped Sectional is comprised of 2 Left Arm and 2 Right Arm components.
- Each component includes concealed connectors to securely join them to each other.
- Features a slender tuxedo frame (arms and back are at the same height).
- A slim front rail gives the illusion of the design sitting higher off the ground.
- Front face of the back and side cushions and the top edge of the seat cushions have no visible seams which adds to the minimal look.
- Seat cushions are crafted with high resiliency medium density foam that is reinforced in the front for added support.
- Legs are made from black powder-coated flat bar steel.
- Light assembly required.
- Inner frame is kiln-dried FSC®-Certified hardwood in support of responsible forest management (FSC® 092551).
- All joints have been stress tested.
- No-Sag, sinuous spring suspension system.
- Manufactured to meet California TB117-2013 fire safety standards without the use of flame retardant additives in the upholstery foam.
- All fabric is California TB117-2013 certified and double rub tested.



# Sola Bi-Sectional



Node  
Alabaster



Maberly  
Dove

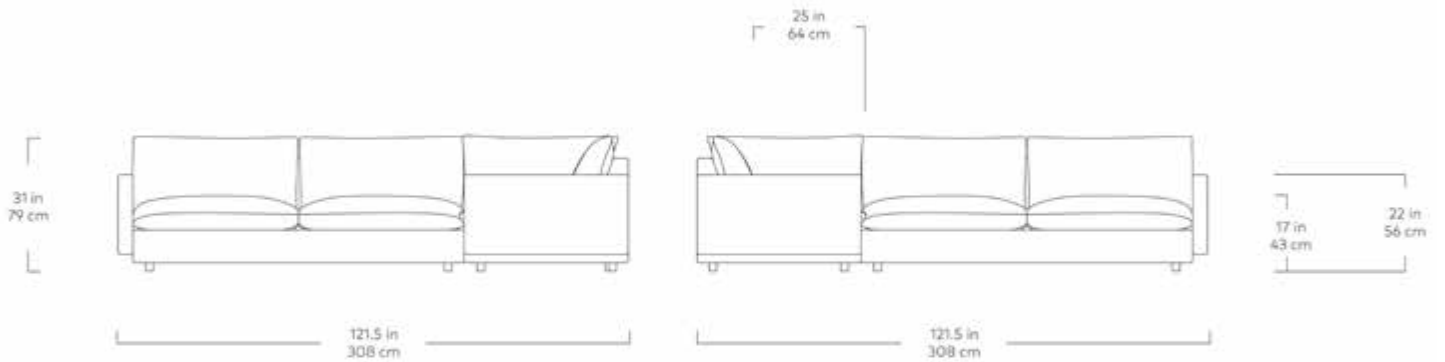


Maberly  
Storm

The cloud-like Sola Bi-Sectional is an open invitation to lounge. Embodying the ease of coastal living in a design inspired equally by contemporary Italian design and midcentury classics, Sola is perfect for entertaining or enjoying an afternoon siesta. A plush, expansive seating area, and back cushions filled with our signature, eco-friendly PET fill (made from recycled plastic spun into billowy, synthetic down) means an extra cozy experience. French-seam detailing, stepped arms, and inset legs all subtly contribute to a feeling of weightlessness that will beckon you to sink in after a long day.

Design Trade Professionals: We aim to keep our designs in stock and ready to ship quickly for projects on a tight timeline. Designs may be customized with COM and alternate finishes (minimum quantities may apply). Visit [guscontract.com](https://guscontract.com) for more information about our Trade & Contract programs.

# Sola Bi-Sectional




- Reversible back cushions contain an eco-friendly, synthetic-down fill made from 1039 recycled plastic water bottles.
- Reversible seat cushions are crafted with high resiliency medium density foam covered in a Dacron wrap
- French-seam detailing on all seat and back cushions.
- Kiln-dried, hardwood inner frame with No-Sag, sinuous spring suspension system.
- Each component includes concealed connectors to securely join them to each other while in formation.
- Inset, non-marking feet.
- All joints have been stress tested.
- Manufactured to comply with California Prop Phase 2 standards.
- Manufactured to meet California TB117-2013 fire safety standards without the use of flame retardant additives in the upholstery foam.
- All fabric is California TB117-2013 certified and double rub tested.





# Towne Bi-Sectional



Funfetti  
Linen



Mowat  
Raven




Parliament  
Stone



Velvet  
Russet



Canyon  
Whiskey  
Leather



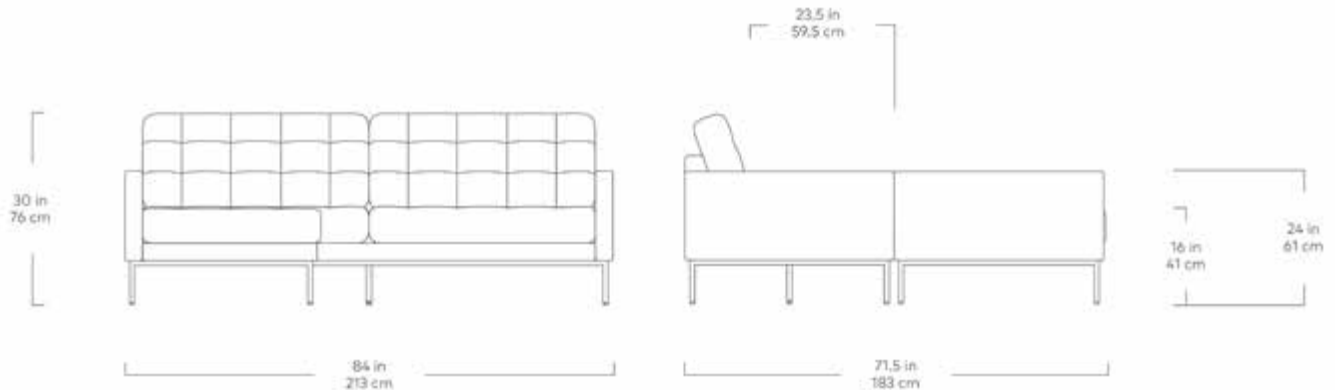
Saddle  
Black  
Leather

Leather not available in Canada

Mid-century style meets this-century ease. The Towne Bi-Sectional features a slender profile, elevated powder-coated metal base and blind tufted cushions that bring a touch of refinement to contemporary residential and commercial spaces – without sacrificing comfort. Designed to adapt to your layout, it can be configured with the chaise either on the left or right. Alternatively, the chaise can be separated to create a sofa and a free-floating lounge. Whether you're curled up with a novel or gathered for game night, the Towne Bi-Sectional makes daily rituals extra special. The frame is constructed with kiln-dried FSC®-Certified hardwood in support of responsible forest management. Also available as a Sofa and Lounge.

Design Trade Professionals: We aim to keep our designs in stock and ready to ship quickly for projects on a tight timeline. Designs may be customized with COM and alternate finishes (minimum quantities may apply). Visit [gusmodern.com](https://gusmodern.com) for more information about our Trade & Contract programs.

# Towne Bi-Sectional



- The Bi-Sectional is comprised of two components, a Towne Sofa and Towne Lounge.
- Blind-tufted seat and back cushions are crafted with high resiliency medium density foam covered in a Dacron wrap.
- Hidden center leg added for extra support.
- Cylindrical legs are made from black powder-coated steel.
- Non-marking leveler feet can be adjusted for stability on uneven floor surfaces.
- Kiln-dried, FSC®-Certified hardwood frame (FSC® 092551).
- Frame is reinforced with steel for long lasting durability.
- 9-gauge No-Sag, sinuous spring suspension system.
- All joints have been stress tested.
- All fabric is California TB117-2013 certified and double rub tested. Our leathers may have distinct surface characteristics, natural markings, grain pattern and colour variations which differ from hide to hide and from one product to another, making each leather product unique.
- Surface scratches and wear marks on leather are normal and to be expected. Over time they will contribute to the unique personality, patina and visual charm of the design. If desired, scratches and wear marks may be minimized with the use of leather conditioner.
- With all leather products, some stretching over time is normal. This "working in" of the leather only adds to the comfort, softness and character of the design.
- Manufactured to meet California TB117-2013 fire safety standards without the use of flame retardant additives in the upholstery foam.



# Sofas



# Augusta Sofa



Caledon  
Cinder



Caledon  
Sedona



Funfetti  
Galaxy




Funfetti  
Linen

The Augusta is a meticulously designed 3-over-3 club sofa that nods to classic Modernist archetypes while looking to the next Mid-century with fresh details, finishes and sustainable materials. Structured cushions, with French seam detailing, provide comfort and reinforce the pedigreed style. Solid wood legs include a metal detail to add understated sophistication to the design. Augusta's frame and legs are constructed with durable, kiln-dried FSC®-Certified hardwood, in support of responsible forest management. The Sofa matches perfectly with the Augusta Bi-Sectional.

Design Trade Professionals: We aim to keep our designs in stock and ready to ship quickly for projects on a tight timeline. Designs may be customized with COM and alternate finishes (minimum quantities may apply). Visit [gusmodern.com](https://gusmodern.com) for more information about our Trade & Contract programs.

# Augusta Sofa



- Caledon Sedona and Funfetti Linen are paired with Natural Ash/Brass legs only. Caledon Cinder and Funfetti Galaxy are paired with Walnut Finish/Pewter legs only.
- All cushions are crafted with high resiliency medium density foam covered in a Dacron wrap.
- Reversible seat and back cushions. Velcro attachments on side bolster cushions for a secure connection to the upholstered frame.
- French seam detailing on all cushions and frame.
- A slim platform gives the illusion of the design sitting higher off the ground.
- Durable inner frame constructed with steel and kiln-dried, FSC® Certified hardwood, in support of responsible forest management (FSC® 092551). By purchasing this product you help take care of the world's forests.
- Legs are crafted from solid wood and have non-marking tack glide feet on the bottom of the legs to protect hardwood floors.
- Metal leg detail is a pewter or brass finish vacuum-plated onto steel.
- No-Sag, sinuous spring suspension system.
- All joints have been stress tested.
- Manufactured to comply with California Prop Phase 2 standards.
- Manufactured to meet California TB117-2013 fire safety standards without the use of flame retardant additives in the upholstery foam.




# Beaconsfield Sofa



Canyon  
Whiskey  
Leather



Saddle  
Brown  
Leather

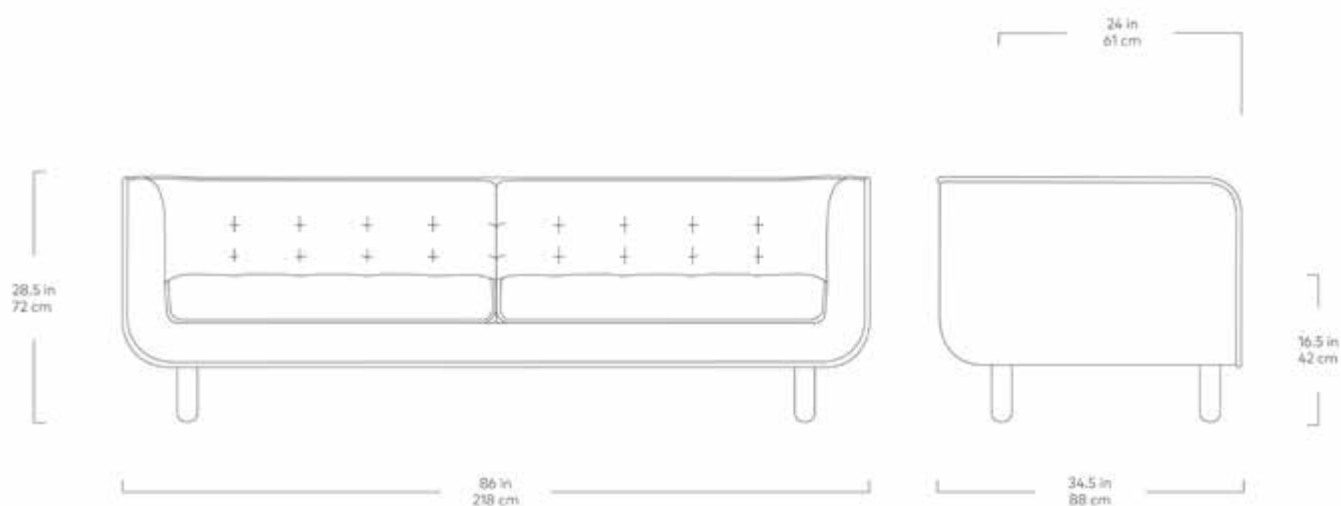


Saddle  
Black  
Leather

Beaconsfield is a charming sofa with a mature pedigree and modern detailing. Modelled on the classic English chesterfield design - with luxurious blind-tufted leather upholstered on an enveloping, tuxedo-style frame - our interpretation updates the traditional aesthetic with ample curves, subtle stitching and comfortable cushions. Available in three vintage leathers, chosen for their unique grain characteristics that will age beautifully and develop a rich, natural patina over time. The Beaconsfield is also available as a chair.

Design Trade Professionals: We aim to keep our designs in stock and ready to ship quickly for projects on a tight timeline. Designs may be customized with COM and alternate finishes (minimum quantities may apply). Visit [gusmodern.com](https://gusmodern.com) for more information about our Trade & Contract programs.

# Beaconsfield Sofa



- Leather is top grain, aniline dyed.
- Our leathers may have distinct surface characteristics, natural markings, grain pattern and colour variations which differ from hide to hide and from one product to another, making each leather product unique.
- Surfaces scratches and wear marks on leather are normal and to be expected. Over time they will contribute to the unique personality, patina and visual charm of the design. If desired, scratches and wear marks may be minimized with the use of leather conditioner.
- With all leather products, some stretching over time is normal. This "working in" of the leather only adds to the comfort, softness and character of the design.
- Integrated seat cushions are crafted with a high resiliency medium density foam covered in Dacron wrap.
- Blind-tufted detailing on seat, back, and inside arms.
- Delicate piping detail on arms, back and seat cushions.
- Kiln-dried, hardwood inner frame with No-Sag, sinuous spring suspension system.
- Walnut stained wood legs are crafted from solid ash and have non-marking tack glide feet on the bottom of legs to protect hardwood floors.
- All joints have been stress tested.
- Manufactured to comply with California Prop Phase 2 standards.
- Manufactured to meet California TB117-2013 fire safety standards without the use of flame retardant additives in the upholstery foam.
- Part of the Beaconsfield Series, the Sofa matches perfectly with the Beaconsfield Chair.



# Cabot Sofa



Saddle  
Brown  
Leather



Saddle  
Black  
Leather



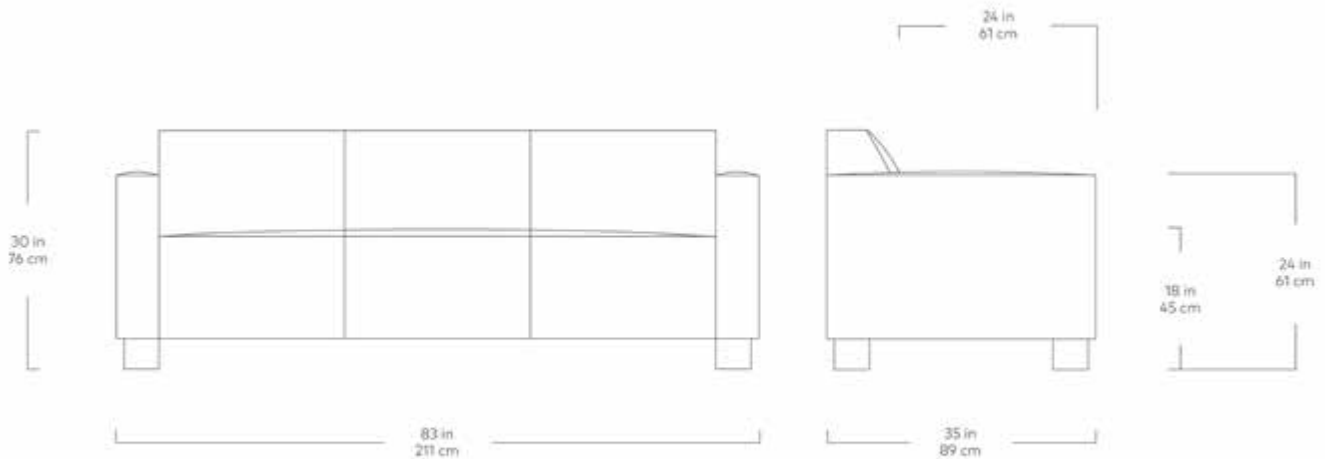
Canyon  
Whiskey  
Leather

The Cabot Sofa features a tight seat and back, with architectural, wood block feet and simple French seams, offering a comfortable, modern take on a traditional, masculine design. Available in three vintage leathers chosen for their unique grain characteristics that will age beautifully and develop a rich, natural patina over time. Also available as a chair. Our leather hides are carefully selected for their raw, natural surface characteristics which make each piece unique.

Design Trade Professionals: We aim to keep our designs in stock and ready to ship quickly for projects on a tight timeline. Designs may be customized with COM and alternate finishes (minimum quantities may apply). Visit [gusmodern.com](http://gusmodern.com) for more information about our Trade & Contract programs.



# Cabot Sofa



- Leather is top grain, aniline-dyed.
- Our leathers may have distinct surface characteristics, natural markings, grain pattern and colour variations which differ from hide to hide and from one product to another, making each leather product unique.
- Surface scratches and wear marks on leather are normal and to be expected. Over time they will contribute to the unique personality, patina and visual charm of the design. If desired, scratches and wear marks may be minimized with the use of leather conditioner.
- With all leather products, some stretching over time is normal. This "working in" of the leather only adds to the comfort, softness and character of the design.
- Arms, seat and back feature French Seam detailing.
- Tight seat and back cushions are medium density polyurethane foam covered in a Dacron wrap.
- Block feet with a walnut stain finish.
- Plastic bumpers on all legs to prevent floor damage.
- Inner frame is kiln-dried hardwood.
- Manufactured to meet California TB117-2013 fire safety standards without the use of flame retardant additives in the upholstery foam.
- Matches perfectly with the Cabot Chair.




# Circuit Modular 2PC Chaise



Himalaya  
Cloud



Himalaya  
Dune

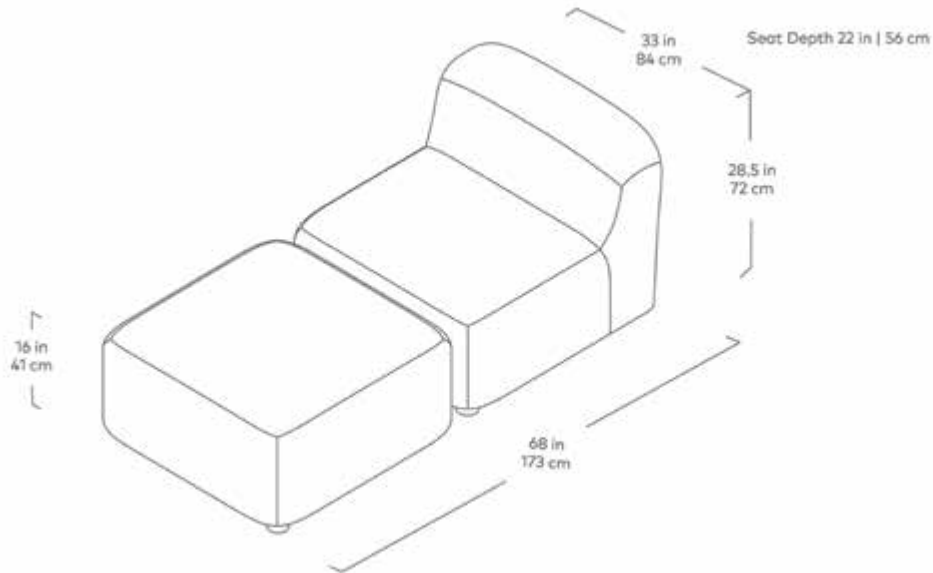


Merino  
Cream

The Circuit Modular Series is a contemporary seating collection that brings minimalist style to spaces large or small. Circuit's three sleek components—an armless chair, corner and ottoman—feature rounded profiles, with pleasing curves that invite relaxed entertaining and interaction. Rounded, solid natural ash legs complete the look by giving each piece an airy, floating quality perfect for small spaces. Combine the components to create a custom seating configuration that suits your home or work environment—Circuit's compact footprint is particularly well suited to lobbies, breakout rooms, hallways, and urban condominiums. Constructed with kiln-dried FSC®-Certified hardwood in support of responsible forest management.

Design Trade Professionals: We aim to keep our designs in stock and ready to ship quickly for projects on a tight timeline. Designs may be customized with COM and alternate finishes (minimum quantities may apply). Visit [guscontract.com](http://guscontract.com) for more information about our Trade & Contract programs.

# Circuit Modular 2PC Chaise



- Circuit Modular Series utilizes 3 different modular components - Armless, Corner & Ottoman.
- All modular components can be joined using integrated, concealed connectors on underside to securely join them to each other while in sectional, sofa or chaise formation.
- Tight seat and back.
- Upholstered with high resilience polyurethane foam covered in a Dacron wrap.
- Frame is kiln-dried FSC®-Certified hardwood (FSC® 092551).
- Cylindrical, solid FSC® Certified ash legs are finished in a water-based, clear coat finish.
- Plastic bumpers on all legs to prevent floor damage.
- All joints have been stress tested.
- 9 gauge No-Sag, injection-molded sinuous spring clip system.
- Manufactured to meet California TB117-2013 fire safety standards without the use of flame retardant additives in the upholstery foam.



# Circuit Modular 2PC Armless Sofa



Himalaya  
Cloud



Himalaya  
Dune

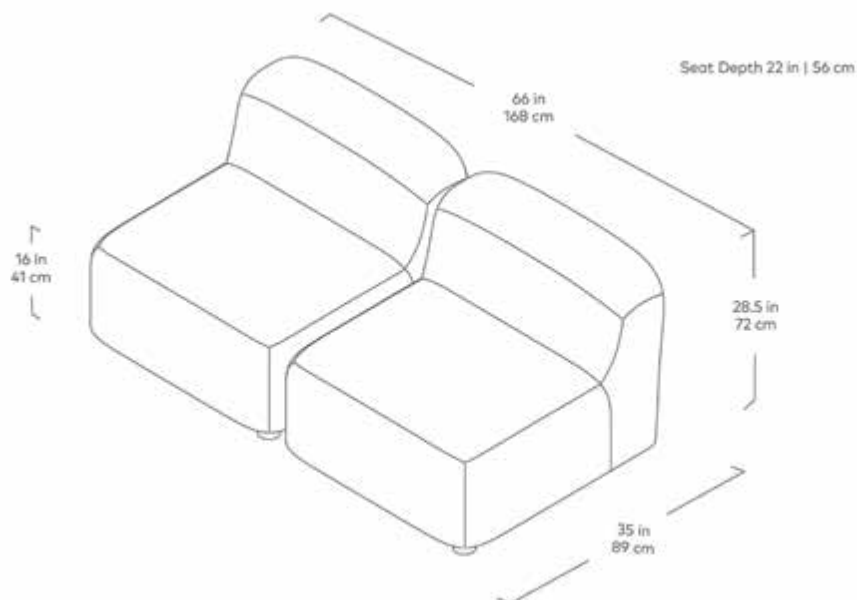


Merino  
Cream

The Circuit Modular Series is a contemporary seating collection that brings minimalist style to spaces large or small. Circuit's three sleek components—an armless chair, corner and ottoman—feature rounded profiles, with pleasing curves that invite relaxed entertaining and interaction. Rounded, solid natural ash legs complete the look by giving each piece an airy, floating quality perfect for small spaces. Combine the components to create a custom seating configuration that suits your home or work environment—Circuit's compact footprint is particularly well suited to lobbies, breakout rooms, hallways, and urban condominiums. Constructed with kiln-dried FSC®-Certified hardwood in support of responsible forest management.

Design Trade Professionals: We aim to keep our designs in stock and ready to ship quickly for projects on a tight timeline. Designs may be customized with COM and alternate finishes (minimum quantities may apply). Visit [guscontract.com](http://guscontract.com) for more information about our Trade & Contract programs.

# Circuit Modular 2PC Armless Sofa



- Circuit Modular Series utilizes 3 different modular components - Armless, Corner & Ottoman.
- All modular components can be joined using integrated, concealed connectors on underside to securely join them to each other while in sectional, sofa or chaise formation.
- Tight seat and back.
- Upholstered with high resilience polyurethane foam covered in a Dacron wrap.
- Frame is kiln-dried FSC®-Certified hardwood (FSC® 092551).
- Cylindrical, solid FSC® Certified ash legs are finished in a water-based, clear coat finish.
- Plastic bumpers on all legs to prevent floor damage.
- All joints have been stress tested.
- 9 gauge No-Sag, injection-molded sinuous spring clip system.
- Manufactured to meet California TB117-2013 fire safety standards without the use of flame retardant additives in the upholstery foam.



# Circuit Modular 3PC Armless Sofa



Himalaya  
Cloud



Himalaya  
Dune

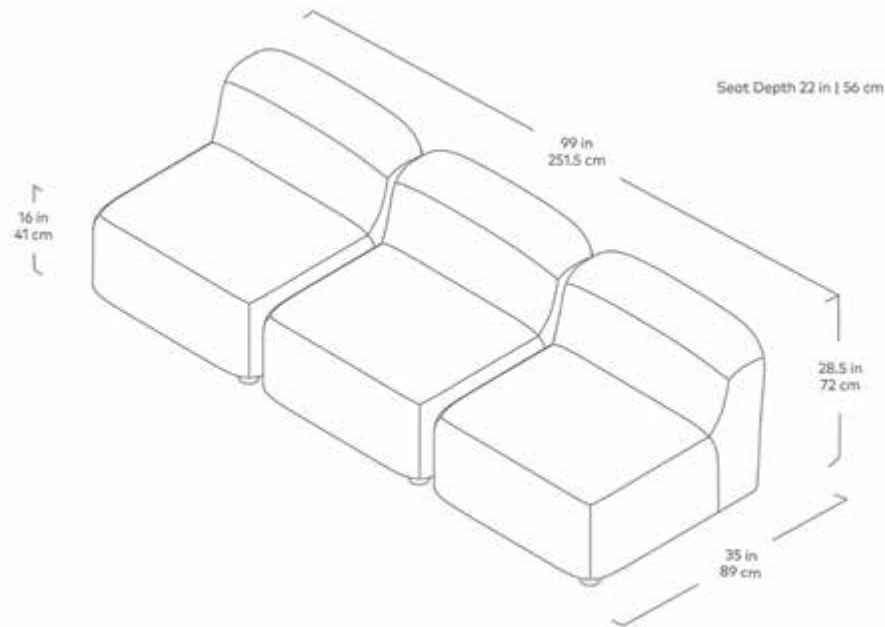


Merino  
Cream

The Circuit Modular Series is a contemporary seating collection that brings minimalist style to spaces large or small. Circuit's three sleek components—an armless chair, corner and ottoman—feature rounded profiles, with pleasing curves that invite relaxed entertaining and interaction. Rounded, solid natural ash legs complete the look by giving each piece an airy, floating quality perfect for small spaces. Combine the components to create a custom seating configuration that suits your home or work environment—Circuit's compact footprint is particularly well suited to lobbies, breakout rooms, hallways, and urban condominiums. Constructed with kiln-dried FSC®-Certified hardwood in support of responsible forest management.

Design Trade Professionals: We aim to keep our designs in stock and ready to ship quickly for projects on a tight timeline. Designs may be customized with COM and alternate finishes (minimum quantities may apply). Visit [gusmodern.com](https://gusmodern.com) for more information about our Trade & Contract programs.

# Circuit Modular 3PC Armless Sofa



- Circuit Modular Series utilizes 3 different modular components - Armless, Corner & Ottoman.
- All modular components can be joined using integrated, concealed connectors on underside to securely join them to each other while in sectional, sofa or chaise formation.
- Tight seat and back.
- Upholstered with high resilience polyurethane foam covered in a Dacron wrap.
- Frame is kiln-dried FSC®-Certified hardwood (FSC® 092551).
- Cylindrical, solid FSC® Certified ash legs are finished in a water-based, clear coat finish.
- Plastic bumpers on all legs to prevent floor damage.
- All joints have been stress tested.
- 9 gauge No-Sag, injection-molded sinuous spring clip system.
- Manufactured to meet California TB117-2013 fire safety standards without the use of flame retardant additives in the upholstery foam.



# Circuit Modular 3PC Sofa



Himalaya  
Cloud



Himalaya  
Dune



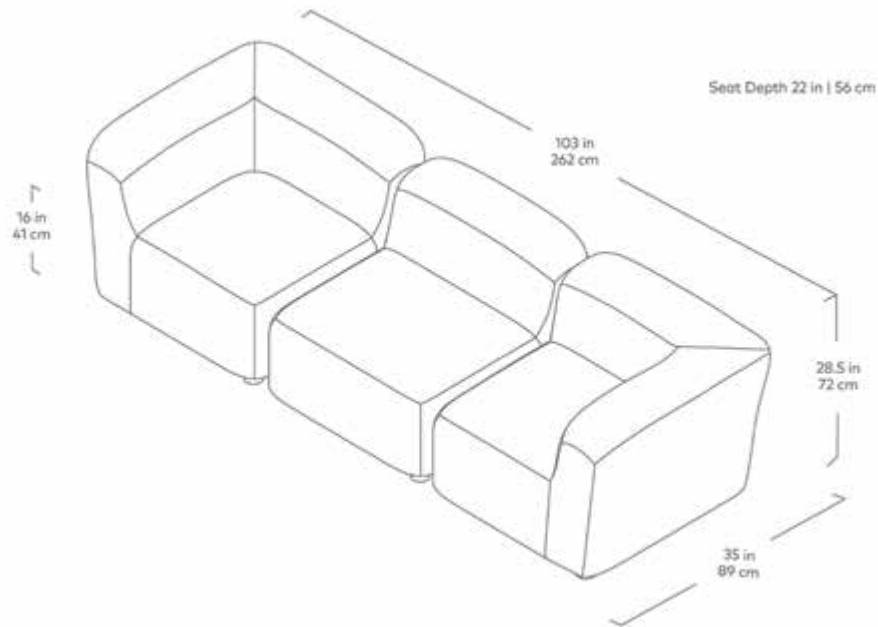
Merino  
Cream

The Circuit Modular Series is a contemporary seating collection that brings minimalist style to spaces large or small. Circuit's three sleek components—an armless chair, corner and ottoman—feature rounded profiles, with pleasing curves that invite relaxed entertaining and interaction. Rounded, solid natural ash legs complete the look by giving each piece an airy, floating quality perfect for small spaces. Combine the components to create a custom seating configuration that suits your home or work environment—Circuit's compact footprint is particularly well suited to lobbies, breakout rooms, hallways, and urban condominiums. Constructed with kiln-dried FSC®-Certified hardwood in support of responsible forest management.

Design Trade Professionals: We aim to keep our designs in stock and ready to ship quickly for projects on a tight timeline. Designs may be customized with COM and alternate finishes (minimum quantities may apply). Visit [guscontract.com](http://guscontract.com) for more information about our Trade & Contract programs.



# Circuit Modular 3PC Sofa



- Circuit Modular Series utilizes 3 different modular components - Armless, Corner & Ottoman.
- All modular components can be joined using integrated, concealed connectors on underside to securely join them to each other while in sectional, sofa or chaise formation.
- Tight seat and back.
- Upholstered with high resilience polyurethane foam covered in a Dacron wrap.
- Frame is kiln-dried FSC®-Certified hardwood (FSC® 092551).
- Cylindrical, solid FSC® Certified ash legs are finished in a water-based, clear coat finish.
- Plastic bumpers on all legs to prevent floor damage.
- All joints have been stress tested.
- 9 gauge No-Sag, injection-molded sinuous spring clip system.
- Manufactured to meet California TB117-2013 fire safety standards without the use of flame retardant additives in the upholstery foam.



# Embassy Sofa



Saddle  
Brown  
Leather



Saddle  
Black  
Leather

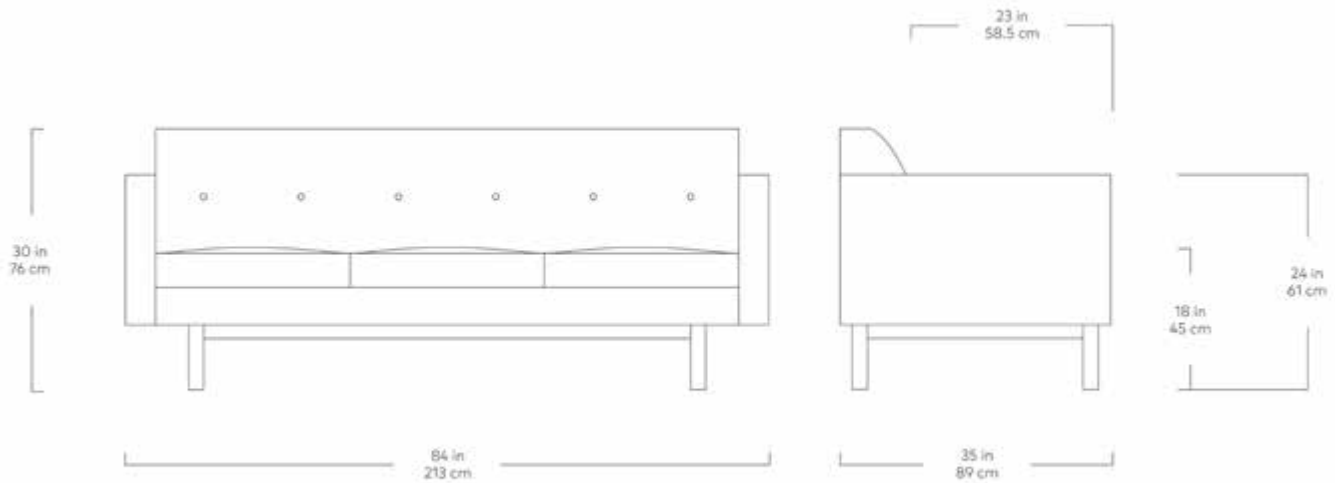


Canyon  
Whiskey  
Leather

The Embassy Sofa conveys a classic, mid-century style with tailored proportions and refined details. It features a button-tufted, tight back design with piping details throughout, and seat cushions filled with a luxurious feather blend. The frame is supported by a recessed, solid-wood base. Available in three vintage leathers, chosen for their unique grain characteristics that will age beautifully and develop a rich, natural patina over time. The Embassy is also available as a chair. Our leather hides are carefully selected for their raw, natural surface characteristics which make each piece unique.

Design Trade Professionals: We aim to keep our designs in stock and ready to ship quickly for projects on a tight timeline. Designs may be customized with COM and alternate finishes (minimum quantities may apply). Visit [gusmodern.com](http://gusmodern.com) for more information about our Trade & Contract programs.

# Embassy Sofa



- Leather is top grain, aniline-dyed.
- Our leathers may have distinct surface characteristics, natural markings, grain pattern and colour variations which differ from hide to hide and from one product to another, making each leather product unique.
- Surface scratches and wear marks on leather are normal and to be expected. Over time they will contribute to the unique personality, patina and visual charm of the design. If desired, scratches and wear marks may be minimized with the use of leather conditioner.
- With all leather products, some stretching over time is normal. This "working in" of the leather only adds to the comfort, softness and character of the design.
- Tight back cushions are button tufted and constructed from medium density polyurethane foam covered in a Dacron wrap.
- Seat cushions are medium density polyurethane foam wrapped with a sterilized feather and poly envelope.
- Legs have Walnut Stain Finish.
- Plastic bumpers on all legs to prevent floor damage.
- Manufactured to meet California TB117-2013 fire safety standards without the use of flame retardant additives in the upholstery foam.
- Matches perfectly with the Embassy Chair.



# Flipside Sofabed



Velvet  
Mercury



Leaside  
Driftwood

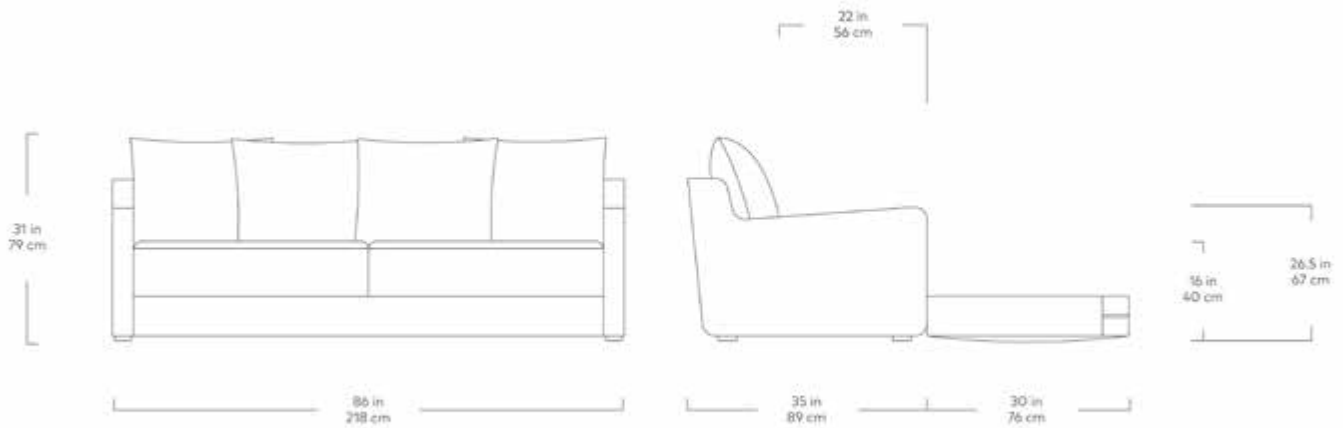


Parliament  
Stone

The Flipside Sofabed's unique design allows it to effortlessly convert from a stylish, modern sofa to a Queen size bed with one quick flip. Loosely arranged back cushions add to the relaxed aesthetic and provide sink-in comfort with luxurious, synthetic-down fill. Flipside features a removable, pre-shrunk, machine-washable cotton top sheet which fastens securely to the bed. The frame is constructed with kiln-dried hardwood.

Design Trade Professionals: We aim to keep our designs in stock and ready to ship quickly for projects on a tight timeline. Designs may be customized with COM and alternate finishes (minimum quantities may apply). Visit [gusmodern.com](http://gusmodern.com) for more information about our Trade & Contract programs.

# Flipside Sofabed



- Easy-pull fabric handles are hidden on inside of seat cushion to allow simple conversion between sofa and bed.
- Recommended for occasional use only.
- Back cushions use synthetic-down fill.
- Cushion fill is Dacron -wrapped for a structured look.
- Solid wood block feet are dark Wenge finish.
- Bumpers on the bottom of feet to protect hardwood floors.
- Manufactured to meet California TB117-2013 fire safety standards without the use of flame retardant additives in the upholstery foam.




# Foundry Sofa



Andorra  
Almond



Andorra  
Pewter



Copenhagen  
Fossil



Hanson  
Navy



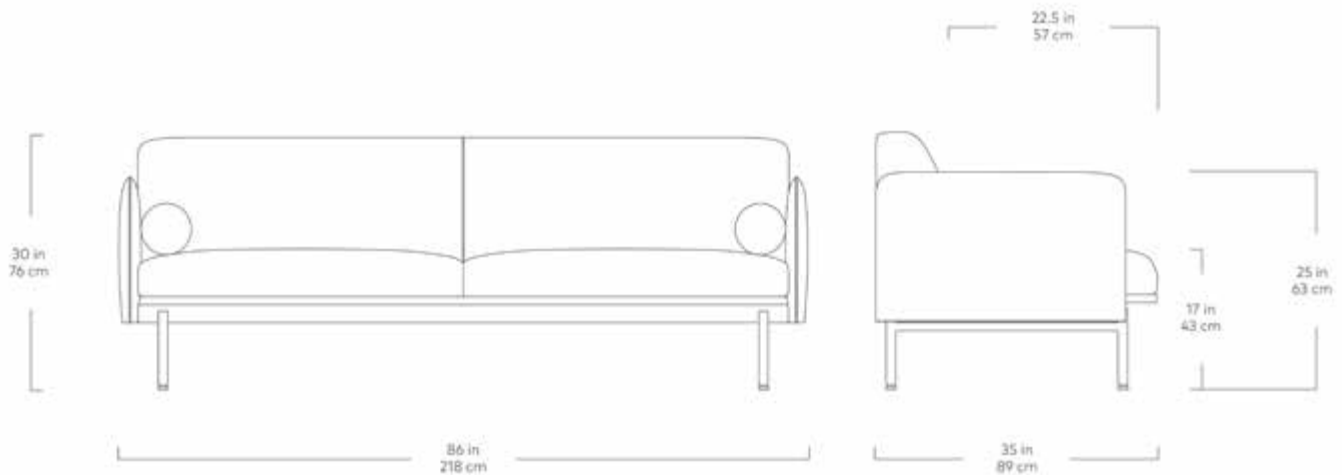
Canyon  
Whiskey  
Leather

Leather not available in Canada

The Foundry Upholstery Series showcases tailored minimalism with details that elevate fashion and function to suit any residential or commercial setting. Inspired by elements of classic Scandinavian design, the Foundry Bi-Sectional offers ample sophistication as a standalone piece, showcasing striking lines, an extra slender tight back frame and cushions that seem to float above elevated, cylindrical steel legs. Two bolsters offer additional style and comfort, while the sturdy, steel reinforced FSC®-Certified frame ensures that Foundry holds up in high-traffic environments.

Design Trade Professionals: We aim to keep our designs in stock and ready to ship quickly for projects on a tight timeline. Designs may be customized with COM and alternate finishes (minimum quantities may apply). Visit [gusmodern.com](https://gusmodern.com) for more information about our Trade & Contract programs.

# Foundry Sofa



- Features elegant lines and thin, elevated legs.
- Add the Foundry Ottoman to the Foundry Sofa to create the Foundry Bi-Sectional.
- The tight back sofa has two removable seat cushions, and comes with two loose bolster cushions.
- Seat and bolster cushions are made with Dacron-wrapped, high resiliency, medium density foam.
- Inner frame is kiln-dried FSC®-Certified hardwood in support of responsible forest management (FSC® 092551).
- Frame is reinforced with steel for long lasting durability.
- 9-gauge No-Sag, sinuous spring suspension system.
- Cylindrical legs are made from black powder-coated steel.
- Non-marking leveler feet can be adjusted for stability on uneven floor surfaces.
- Manufactured to meet California TB117-2013 fire safety standards without the use of flame retardant additives in the upholstery foam.
- All fabric is California TB117-2013 certified and double rub tested.
- Our leathers may have distinct surface characteristics, natural markings, grain pattern and colour variations which differ from hide to hide and from one product to another, making each leather product unique.
- Surface scratches and wear marks on leather are normal and to be expected. Over time they will contribute to the unique personality, patina and visual charm of the design. If desired, scratches and wear marks may be minimized with the use of leather conditioner.
- With all leather products, some stretching over time is normal. This "working in" of the leather only adds to the comfort, softness and character of the design.



# Highline Sofa



Merino  
Cream



Merino  
Dapple



Helio  
Avenue



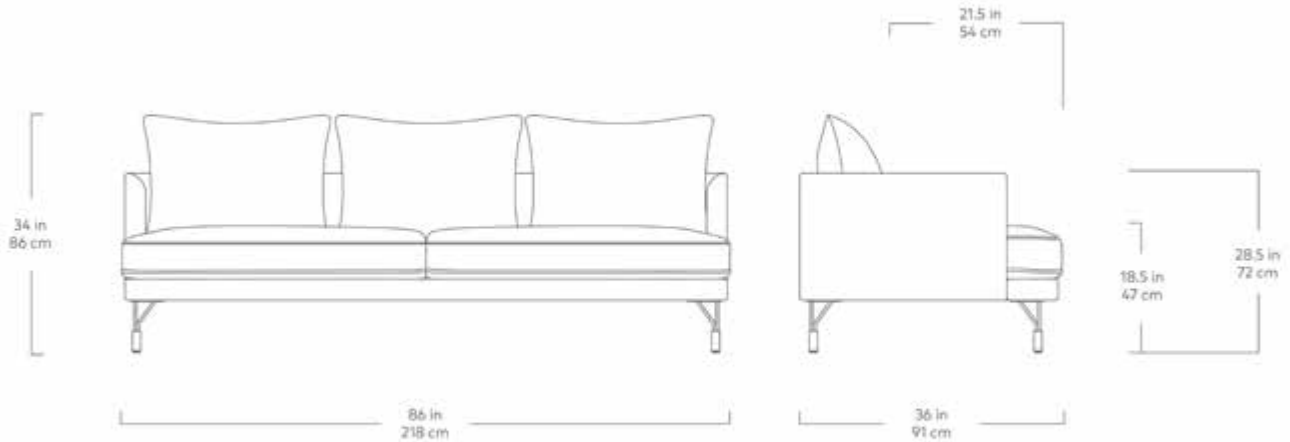
Helio  
Tux

The Highline Sofa pairs elegant proportions with industrial details and eco-friendly materials to create a design that will elevate any room. Gracefully curved arms, a slimline frame, French-seam detailing, and loose, luxurious cushions all contrast architectural legs to conjure an aesthetic which is both timeless and contemporary. The back cushions use our signature, eco-friendly synthetic-down - a material that is created through a process that benefits the environment by diverting plastic bottles away from landfills, waterways and oceans. The sofa frame is constructed with durable, kiln-dried FSC®-Certified hardwood in support of responsible forest management.

Design Trade Professionals: We aim to keep our designs in stock and ready to ship quickly for projects on a tight timeline. Designs may be customized with COM and alternate finishes (minimum quantities may apply). Visit [gusmodern.com](https://gusmodern.com) for more information about our Trade & Contract programs.



# Highline Sofa



- Reversible back cushions contain an eco-friendly, synthetic-down fill made from 591 recycled plastic water bottles.
- Reversible seat cushions are crafted with high resiliency medium density foam covered in a Dacron wrap.
- Piped seam detailing on arms and back.
- A slim platform gives the illusion of the design sitting higher off the ground.
- Durable inner frame constructed with steel and kiln-dried, FSC® Certified hardwood, in support of responsible forest management (FSC® 092551).
- Non-marking leveler feet can be adjusted for stability on uneven floor surfaces.
- No-Sag, sinuous spring suspension system.
- All joints have been stress tested.
- Manufactured to comply with California Prop Phase 2 standards.
- Manufactured to meet California TB117-2013 fire safety standards without the use of flame retardant additives in the upholstery foam.
- All fabric is California TB117-2013 certified and double rub tested.



# Jane 2 Sofa



## UPHOLSTERY



Bayview  
Silver



Caledon  
Sedona




Merino  
Mocha



Parliament  
Stone

## BASE



Natural  
Walnut

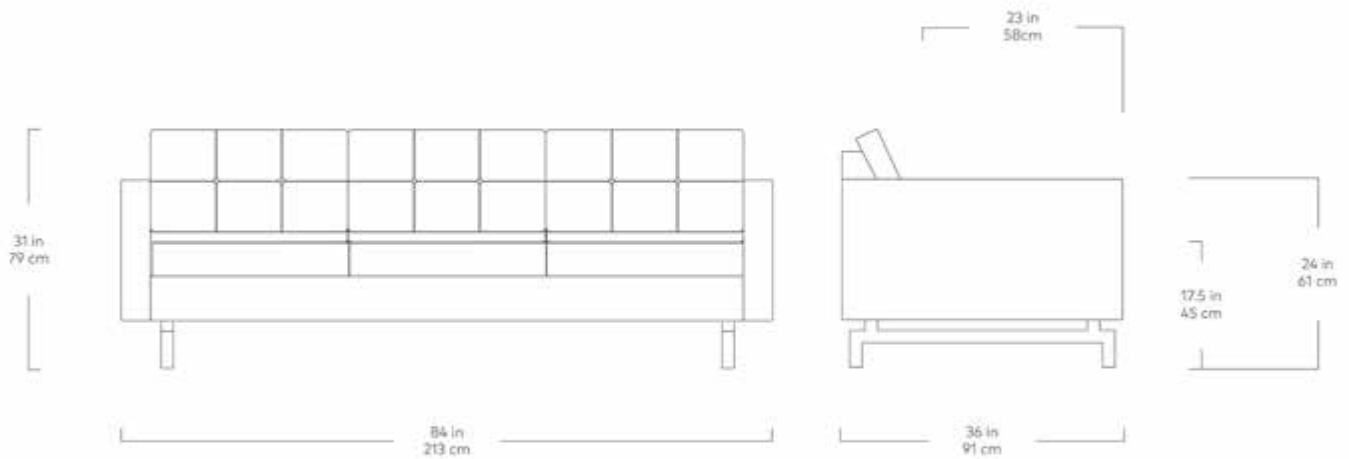


Natural  
Ash

A modern update to the classic Gus\* Modern Jane Series, the Jane 2 Sofa retains the iconic, mid-century look while adding contemporary enhancements. Piped upholstery edges and button-tufted cushions create photogenic surface details that are enhanced by Jane 2's, new, more refined proportions. A new wood base (available in light or dark wood finish) is inset on each piece, creating a sense of weightlessness that maximizes light and space. The frame is constructed with kiln-dried FSC®-Certified hardwood in support of responsible forest management.

Design Trade Professionals: We aim to keep our designs in stock and ready to ship quickly for projects on a tight timeline. Designs may be customized with COM and alternate finishes (minimum quantities may apply). Visit [guscontract.com](http://guscontract.com) for more information about our Trade & Contract programs.

# Jane 2 Sofa



- Add the Jane 2 Lounge to the Jane 2 Sofa to create the Jane 2 LOFT Bi-Sectional.
- Seat and back cushions are button tufted and have piped edge detailing.
- Reversible seat and back cushions are crafted with high resilience polyurethane foam covered in a Dacron wrap.
- Inset solid Ash wood base with walnut or natural finish features non-marking feet.
- Inner frame is kiln-dried FSC®-Certified hardwood, (FSC® 092551).
- All joints have been stress tested.
- 9-gauge No-Sag, sinuous spring suspension system.
- Manufactured to meet California TB117-2013 fire safety standards without the use of flame retardant additives in the upholstery foam.
- All fabric is California TB117-2013 certified and double rub tested.



# Jane 2 Lounge



## UPHOLSTERY



Bayview  
Silver



Caledon  
Sedona



Merino  
Mocha



Parliament  
Stone

## BASE



Natural  
Walnut

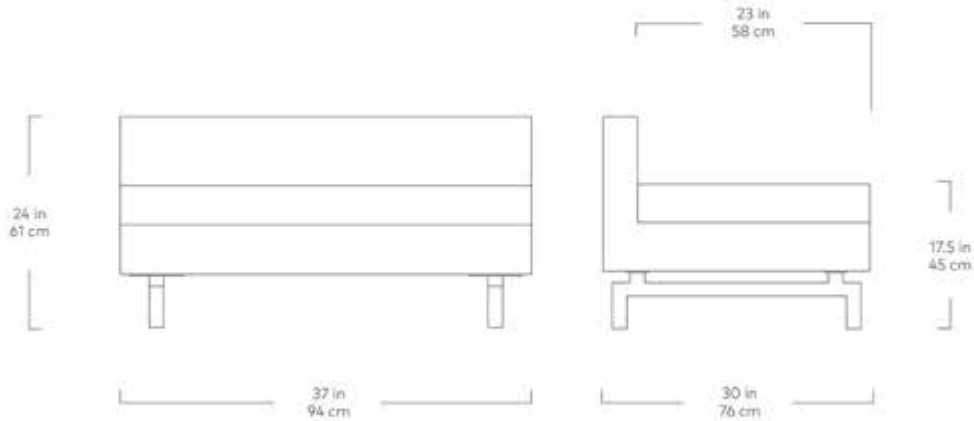


Natural  
Ash

A modern update to the classic Gus\* Modern Jane Series, the Jane 2 Lounge retains the iconic, mid-century look while adding contemporary enhancements. Perfect for a living room, bedroom or entryway, this small-scaled lounge functions as standalone seating, or it can be combined with the Jane 2 Sofa to create the Jane 2 Loft Bi-Sectional. Piped upholstery edges and button-tufted cushions create photogenic surface details that are enhanced by Jane 2's new, more refined proportions. A new wood base (available in light or dark wood finish) is inset on each piece, creating a sense of weightlessness that maximizes light and space. The frame is constructed with kiln-dried FSC®-Certified hardwood in support of responsible forest management.

Design Trade Professionals: We aim to keep our designs in stock and ready to ship quickly for projects on a tight timeline. Designs may be customized with COM and alternate finishes (minimum quantities may apply). Visit [guscontract.com](http://guscontract.com) for more information about our Trade & Contract programs.

# Jane 2 Lounge



- Add the Jane 2 to the Jane 2 Sofa to create the Jane 2 LOFT Bi-Sectional.
- Seat and back cushions are button tufted and have piped edge detailing.
- Reversible seat and back cushions are crafted with high resilience polyurethane foam covered in a Dacron wrap.
- Inset solid Ash wood base with walnut or natural finish features non-marking feet.
- Inner frame is kiln-dried FSC®-Certified hardwood, (FSC® 092551).
- All joints have been stress tested.
- 9-gauge No-Sag, sinuous spring suspension system.
- Manufactured to meet California TB117-2013 fire safety standards without the use of flame retardant additives in the upholstery foam.
- All fabric is California TB117-2013 certified and double rub tested.



# Laurel Sofa



Merino  
Mocha



Merino  
Cream



Robarts  
Granite

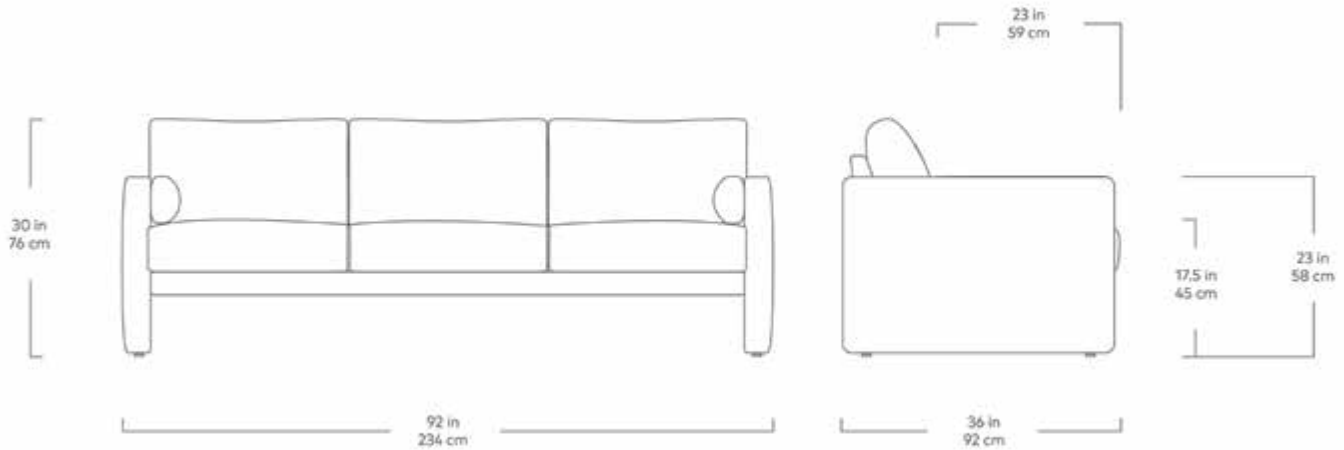


Robarts  
Sauble

With bold right angles and arms that root to the ground, the Laurel Sofa's satisfying silhouette creates sleek geometries that harmonize with modern interiors. Blending post-modern aesthetics with a Nordic design sensibility, this sofa is more than a stylish place to lounge. The suspended frame floats away from the floor to balance the bold form of the sofa with a light, airy quality. Sink into the comfort of feather-fill cushions and integrated side bolsters as you stretch out on our collection's longest sofa.

Design Trade Professionals: We aim to keep our designs in stock and ready to ship quickly for projects on a tight timeline. Designs may be customized with COM and alternate finishes (minimum quantities may apply). Visit [guscontract.com](http://guscontract.com) for more information about our Trade & Contract programs.

# Laurel Sofa



- Extra long frame for relaxed lounging.
- Features an aesthetically pleasing back panel detail.
- Cushions are high resiliency polyurethane foam wrapped with a sterilized feather and poly envelope.
- Back cushions are reversible.
- Integrated side bolster cushions.
- Hidden center leg added for extra support.
- A slim platform gives the illusion of the design sitting higher off the ground.
- Non-marking leveler feet can be adjusted for stability on uneven floor surfaces.
- No-Sag, sinuous spring suspension system.
- All joints have been stress tested.
- All fabric is California TB117-2013 certified and double rub tested.
- Manufactured to meet California TB117-2013 fire safety standards without the use of flame retardant additives in the upholstery foam.



# Miller Sofa



Andorra  
Pewter



Caledon  
Amber



Merino  
Cream



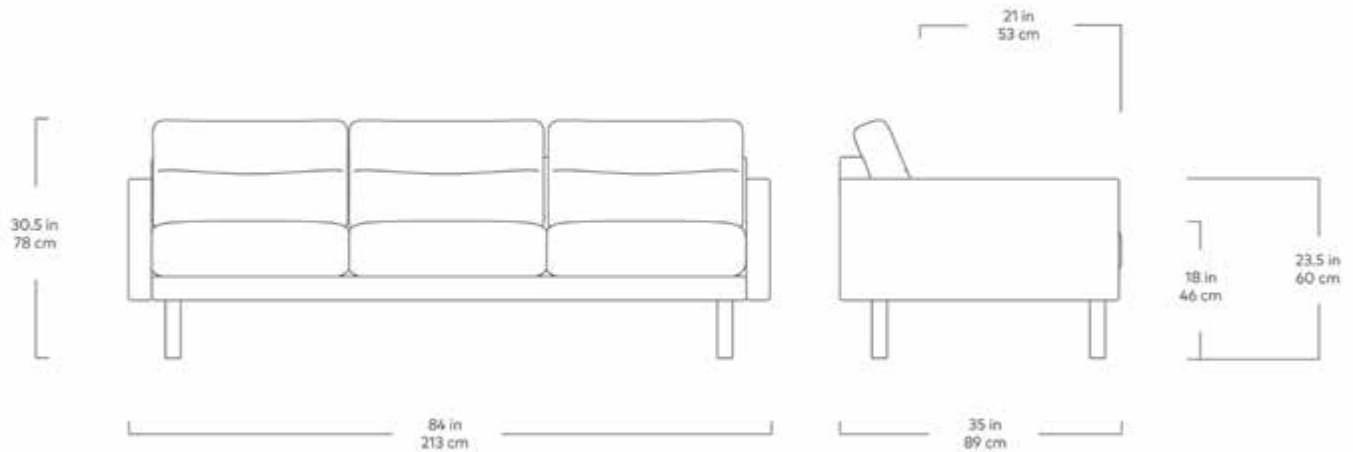
Parliament  
Stone

Mid-century style gets a modern update in the clever design of the Miller Sofa. Solid wood dowel legs support a slimline frame which gives this sofa its lightweight, floating appearance. The plush back cushions are designed to hold their shape and feature unique channel-stitching that adds texture and visual interest. Perfect for cozy living rooms or bustling office lobbies, this retro-inspired seat offers maximum lounging possibilities with minimum effort. Also available as a Bi-Sectional.

Design Trade Professionals: We aim to keep our designs in stock and ready to ship quickly for projects on a tight timeline. Designs may be customized with COM and alternate finishes (minimum quantities may apply). Visit [gusmodern.com](https://gusmodern.com) for more information about our Trade & Contract programs.



# Miller Sofa



- Reversible back cushions contain eco-friendly, synthetic down fill made from 614 recycled plastic water bottles.
- Reversible seat cushions are crafted with high resiliency medium density foam covered in a Dacron wrap.
- A slim platform gives the illusion of the design sitting higher off the ground.
- Inner frame is kiln-dried FSC®-Certified hardwood in support of responsible forest management (FSC® 092551).
- Frame is reinforced with steel for durability.
- Solid Ash legs in a walnut finish are FSC®-Certified in support of responsible forest management (FSC® 092551)
- Non-marking tack glide feet on the bottom of legs to protect hardwood floors.
- No-Sag, sinuous spring suspension system.
- All joints have been stress tested.
- Manufactured to meet California TB117-2013 fire safety standards without the use of flame retardant additives in the upholstery foam.
- All fabric is California TB117-2013 certified and double rub tested.



# Mix Modular 2PC Chaise



Parliament  
Stone



Vegan  
Appleskin  
Cognac



Mowat  
Ferro



Mowat  
Raven

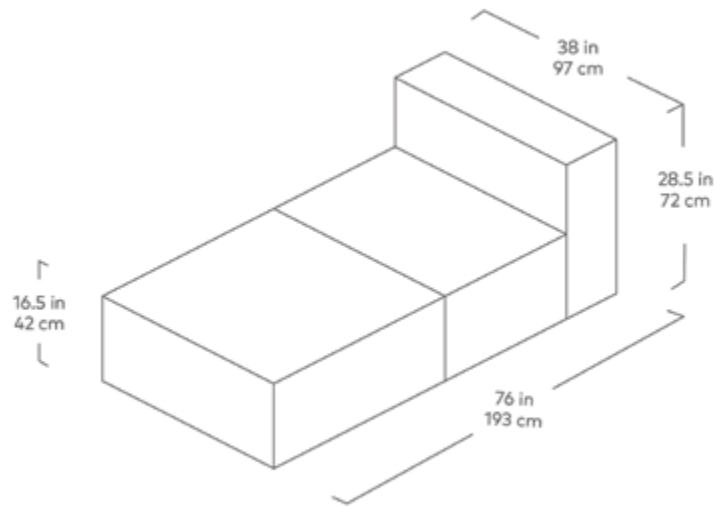


Mowat  
Sand

The Mix Modular Collection lets you mix and match components and fabrics to build a custom sectional, sofa or seating group to perfectly suit your space. The design uses 7 basic components (Left Arm, Right Arm, Armless, Corner, Ottoman, Block Table & Prism Table) which can be combined to create an unlimited number of seating configurations. Choose matching fabrics or mix things up to make it your own. Constructed with kiln-dried FSC®-Certified hardwood in support of responsible forest management. Mix Modular uses a clean, ultra soft, long-strand fiber fill material that offers the comfort and feel of traditional waterfowl down. This material is created through a process that benefits the environment by diverting 79 plastic bottles away from landfills, waterways and oceans for each Mix Modular Chaise we build.

Design Trade Professionals: We aim to keep our designs in stock and ready to ship quickly for projects on a tight timeline. Designs may be customized with COM and alternate finishes (minimum quantities may apply). Visit [gusmodern.com](http://gusmodern.com) for more information about our Trade & Contract programs.

# Mix Modular 2PC Chaise



- 7 different components - Arm Left Facing, Arm Right Facing, Armless, Corner, Ottoman, Block Table & Prism Table.
- Bolster cushions contain an eco-friendly, synthetic-down fill made from 79 recycled plastic water bottles.
- Each component includes concealed connectors to securely join them to each other while in sectional, sofa or chaise formation.
- Frame is kiln-dried FSC®-Certified hardwood (FSC® 092551).
- Wood block legs are FSC®-Certified Ash in a Black stain.
- Plastic bumpers on all legs to prevent floor damage.
- All joints have been stress tested.
- Manufactured to meet California TB117-2013 fire safety standards without the use of flame retardant additives in the upholstery foam.



# Mix Modular 2PC Sofa



Parliament  
Stone



Vegan  
Appleskin  
Cognac



Mowat  
Ferro



Mowat  
Raven

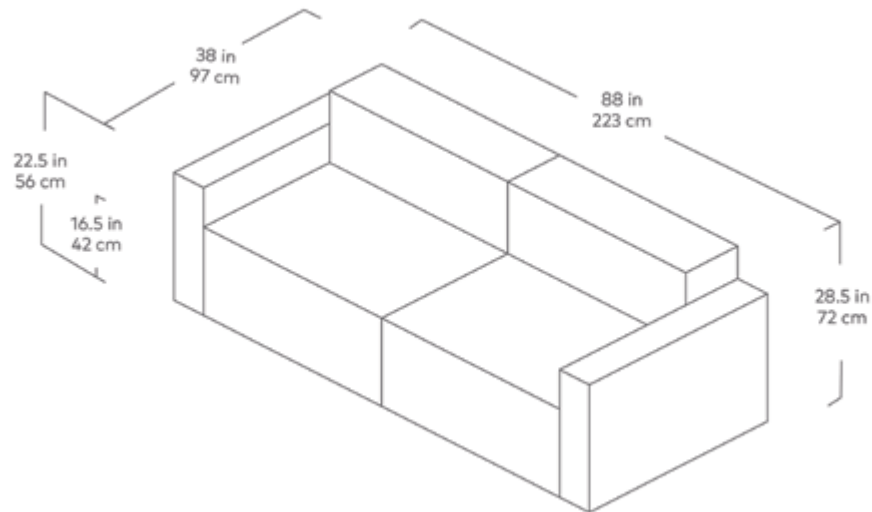


Mowat  
Sand

The Mix Modular Collection lets you mix and match components and fabrics to build a custom sectional, sofa or seating group to perfectly suit your space. The design uses 7 basic components (Left Arm, Right Arm, Armless, Corner, Ottoman, Block Table & Prism Table) which can be combined to create an unlimited number of seating configurations. Choose matching fabrics or mix things up to make it your own. Constructed with kiln-dried FSC®-Certified hardwood in support of responsible forest management. Mix Modular uses a clean, ultra soft, long-strand fiber fill material that offers the comfort and feel of traditional waterfowl down. This material is created through a process that benefits the environment by diverting 158 plastic bottles away from landfills, waterways and oceans for each Mix Modular Sofa we build.

Design Trade Professionals: We aim to keep our designs in stock and ready to ship quickly for projects on a tight timeline. Designs may be customized with COM and alternate finishes (minimum quantities may apply). Visit [gusmodern.com](https://gusmodern.com) for more information about our Trade & Contract programs.

# Mix Modular 2PC Sofa



- 7 different components - Arm Left Facing, Arm Right Facing, Armless, Corner, Ottoman, Block Table & Prism Table.
- Bolster cushions contain an eco-friendly, synthetic-down fill made from 79 recycled plastic water bottles.
- Each component includes concealed connectors to securely join them to each other while in sectional, sofa or chaise formation.
- Frame is kiln-dried FSC®-Certified hardwood (FSC® 092551).
- Wood block legs are FSC®-Certified Ash in a Black stain.
- Plastic bumpers on all legs to prevent floor damage.
- All joints have been stress tested.
- Manufactured to meet California TB117-2013 fire safety standards without the use of flame retardant additives in the upholstery foam.



# Mix Modular 3PC Sofa



Parliament  
Stone



Vegan  
Appleskin  
Cognac



Mowat  
Ferro



Mowat  
Raven

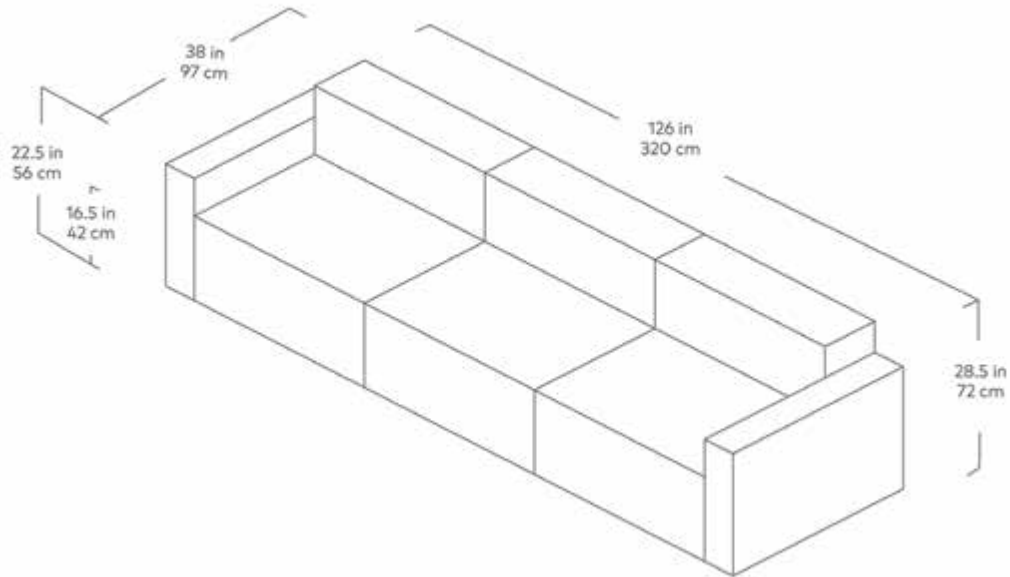


Mowat  
Sand

The Mix Modular Collection lets you mix and match components and fabrics to build a custom sectional, sofa or seating group to perfectly suit your space. The design uses 7 basic components (Left Arm, Right Arm, Armless, Corner, Ottoman, Block Table & Prism Table) which can be combined to create an unlimited number of seating configurations. Choose matching fabrics or mix things up to make it your own. Constructed with kiln-dried FSC®-Certified hardwood in support of responsible forest management. Mix Modular uses a clean, ultra soft, long-strand fiber fill material that offers the comfort and feel of traditional waterfowl down. This material is created through a process that benefits the environment by diverting 237 plastic bottles away from landfills, waterways and oceans for each Mix Modular Sofa we build.

Design Trade Professionals: We aim to keep our designs in stock and ready to ship quickly for projects on a tight timeline. Designs may be customized with COM and alternate finishes (minimum quantities may apply). Visit [gusmodern.com](https://gusmodern.com) for more information about our Trade & Contract programs.

# Mix Modular 3PC Sofa



- 7 different components - Arm Left Facing, Arm Right Facing, Armless, Corner, Ottoman, Block Table & Prism Table.
- Bolster cushions contain an eco-friendly, synthetic-down fill made from 79 recycled plastic water bottles.
- Each component includes concealed connectors to securely join them to each other while in sectional, sofa or chaise formation.
- Frame is kiln-dried FSC®-Certified hardwood (FSC® 092551).
- Wood block legs are FSC®-Certified Ash in a Black stain.
- Plastic bumpers on all legs to prevent floor damage.
- All joints have been stress tested.
- Manufactured to meet California TB117-2013 fire safety standards without the use of flame retardant additives in the upholstery foam.



# Mix Modular 3PC Armless Sofa



Parliament  
Stone



Vegan  
Appleskin  
Cognac



Mowat  
Ferro



Mowat  
Raven



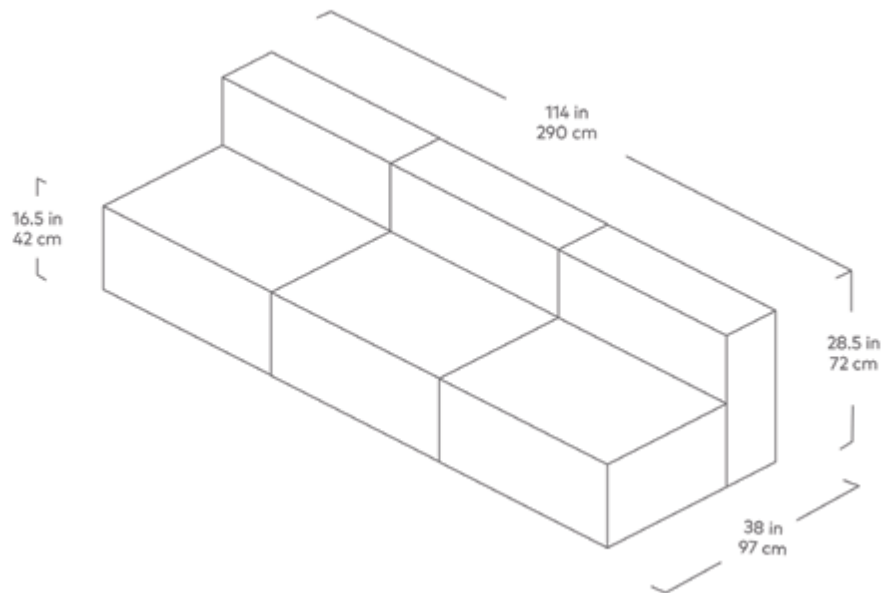
Mowat  
Sand

The Mix Modular Collection lets you mix and match components and fabrics to build a custom sectional, sofa or seating group to perfectly suit your space. The design uses 7 basic components (Left Arm, Right Arm, Armless, Corner, Ottoman, Block Table & Prism Table) which can be combined to create an unlimited number of seating configurations. Choose matching fabrics or mix things up to make it your own. Constructed with kiln-dried FSC®-Certified hardwood in support of responsible forest management. Mix Modular uses a clean, ultra soft, long-strand fiber fill material that offers the comfort and feel of traditional waterfowl down. This material is created through a process that benefits the environment by diverting 237 plastic bottles away from landfills, waterways and oceans for each Mix Modular Sofa we build.

Design Trade Professionals: We aim to keep our designs in stock and ready to ship quickly for projects on a tight timeline. Designs may be customized with COM and alternate finishes (minimum quantities may apply). Visit [gusmodern.com](https://gusmodern.com) for more information about our Trade & Contract programs.




# Mix Modular 3PC Armless Sofa



- 7 different components - Arm Left Facing, Arm Right Facing, Armless, Corner, Ottoman, Block Table & Prism Table.
- Bolster cushions contain an eco-friendly, synthetic-down fill made from 79 recycled plastic water bottles.
- Each component includes concealed connectors to securely join them to each other while in sectional, sofa or chaise formation.
- Frame is kiln-dried FSC®-Certified hardwood (FSC® 092551).
- Wood block legs are FSC®-Certified Ash in a Black stain.
- Plastic bumpers on all legs to prevent floor damage.
- All joints have been stress tested.
- Manufactured to meet California TB117-2013 fire safety standards without the use of flame retardant additives in the upholstery foam.



# Monterey Sofa



Washed  
Denim  
White



Caledon  
Cinder

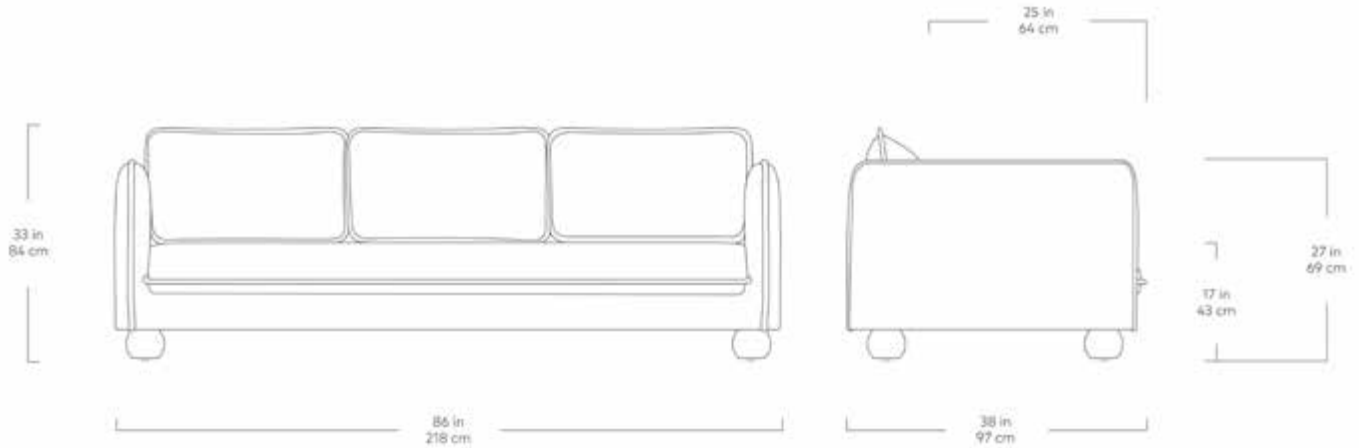


Caledon  
Amber

The Monterey Sofa embodies a laid-back, coastal vibe, with a deep seat and luxurious back cushions, perfect for lounging on a lazy Sunday. Solid wood, spherical feet add an organic touch. The Monterey is both environmentally and family-friendly, with machine washable slipcovers (White Wash Denim fabric only) and PET filled cushions. This sofa is constructed with kiln-dried FSC®-Certified hardwood, in support of responsible forest management. Monterey uses a clean, ultra soft, long-strand fiber fill material that offers the comfort and feel of traditional waterfowl down. This material is created through a process that benefits the environment by diverting 748 plastic bottles away from landfills, waterways and oceans for each Monterey Sofa we build.

Design Trade Professionals: We aim to keep our designs in stock and ready to ship quickly for projects on a tight timeline. Designs may be customized with COM and alternate finishes (minimum quantities may apply). Visit [gusmodern.com](https://gusmodern.com) for more information about our Trade & Contract programs.


# Monterey Sofa



- Extra deep seat depth for relaxed lounging.
- No-Sag, sinuous spring suspension system.
- Features delicate flanged seams on all back and seat cushions.
- Cushions contain a high resiliency polyurethane foam wrapped in eco-friendly synthetic down fill made from 748 recycled plastic water bottles.
- White Wash Denim slipcover and cushion cases are machine-washable, pre-shrunk, heavyweight 20 oz cotton.
- Dry cleaning is recommended for the Caledon fabric slipcovers to ensure proper care and maintenance. Spot clean small stains with a mild water-free solvent or dry cleaning product. Always pretest a small area before proceeding.
- Additional slipcovers/cases may be purchased separately.
- Reversible back cushions.
- 5" ball feet are crafted from solid Beach wood.
- Plastic bumpers on all wood block legs to prevent floor damage.
- Kiln-dried FSC®-Certified hardwood frame and feet (FSC® 092551).
- All fabric is California TB117-2013 certified and double rub tested.
- Manufactured to meet California TB117-2013 fire safety standards without the use of flame retardant additives in the upholstery foam.



## Monterey Sofa (Slipcover Only)



Washed  
Denim  
White



Caledon  
Cinder

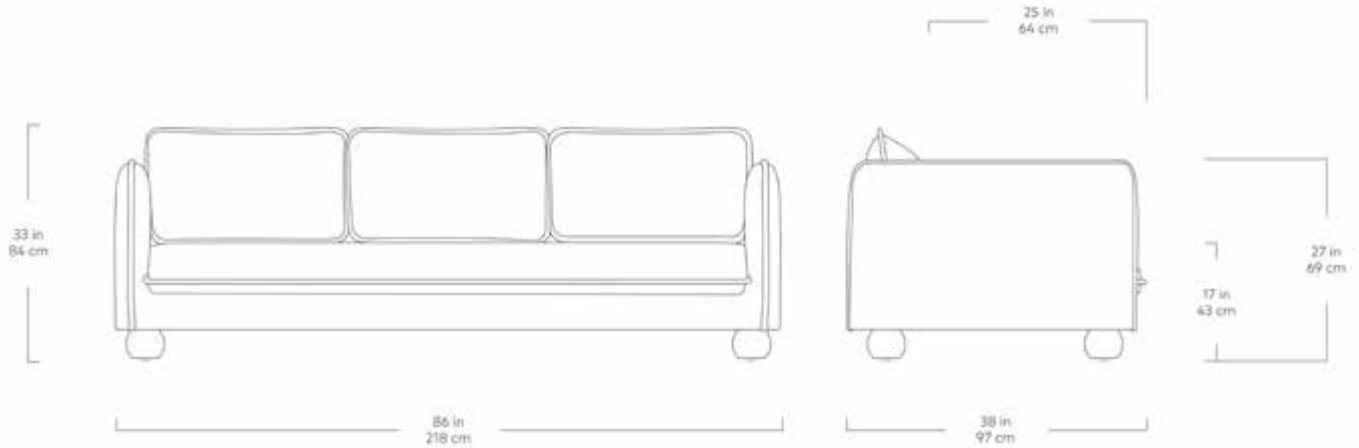


Caledon  
Amber

The Monterey embodies a laid-back, coastal vibe, with a deep seat and luxurious back cushions, perfect for lounging on a lazy Sunday. This slipcover set includes frame and cushion cases designed to attach easily to your Monterey Sofa. The slipcover may be used to extend the life of your Monterey Sofa, or as a backup in environments that are prone to spills or mess. Switch up the look of your space with a different slipcover season to season.

Design Trade Professionals: We aim to keep our designs in stock and ready to ship quickly for projects on a tight timeline. Designs may be customized with COM and alternate finishes (minimum quantities may apply). Visit [gusmodern.com](https://gusmodern.com) for more information about our Trade & Contract programs.

# Monterey Sofa (Slipcover Only)



- White Wash Denim slipcover and cushion cases are machine-washable, pre-shrunk, heavyweight 20 oz cotton.
- Dry cleaning is recommended for the Caledon fabric slipcovers to ensure proper care and maintenance. Spot clean small stains with a mild water-free solvent or dry cleaning product. Always pretest a small area before proceeding.
- Velcro attachments on inside of sofa slipcover.
- Made for the Monterey Sofa.
- All fabric is California TB117-2013 certified and double rub tested.
- Manufactured to meet California TB117-2013 fire safety standards without the use of flame retardant additives in the upholstery foam.



# Mulholland Sofa



Caledon  
Antler



Caledon  
Cinder



Caledon  
Sedona

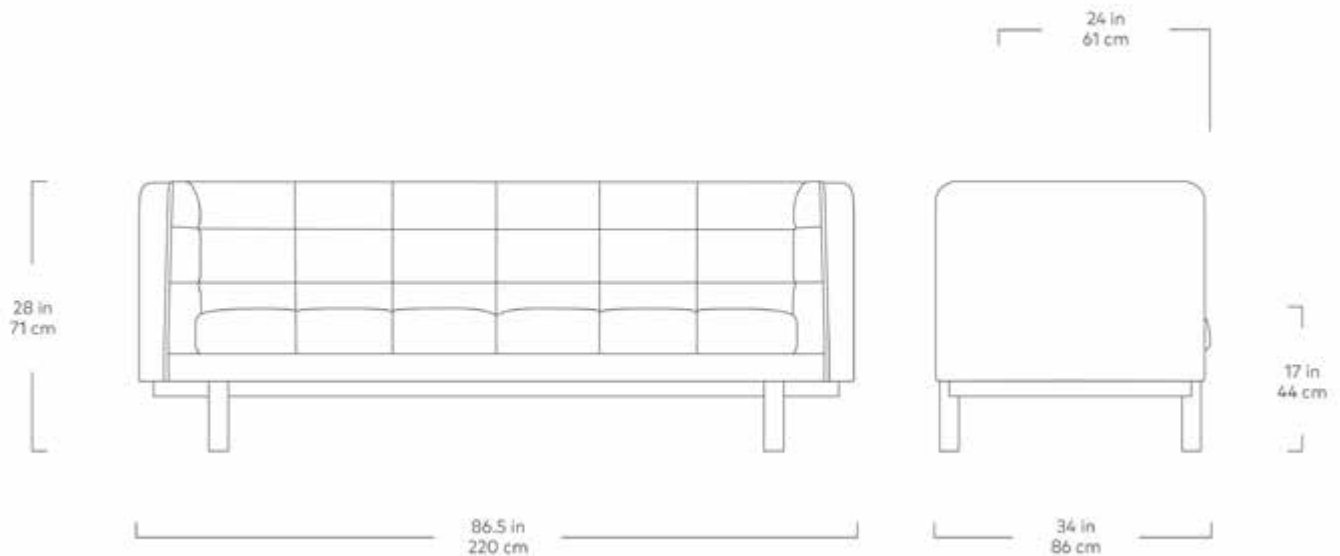


Parliament  
Stone

Drawing inspiration from both mid-century and contemporary influences, the Mulholland Sofa is a tailored design with distinctive tufting on the seat, arms and back that creates subtle character and an attractive, modern aesthetic. With no cushions to adjust, the tuxedo-style frame creates an enveloping space where everything stays in place and looks beautiful day after day. An eco-friendly, solid wood perimeter base with notched-dowel leg details softens the overall look and adds warmth to the design. All wood inside and out is FSC®-certified in support of responsible forest management. Part of the Mulholland Series, the Sofa matches perfectly with the Mulholland Chair, Lounge and Bi-Sectional.

Design Trade Professionals: We aim to keep our designs in stock and ready to ship quickly for projects on a tight timeline. Designs may be customized with COM and alternate finishes (minimum quantities may apply). Visit [gusmodern.com](https://gusmodern.com) for more information about our Trade & Contract programs.

# Mulholland Sofa



- Features a modern tuxedo frame (arms and back are at the same height).
- Blind-tufted upholstery on seat, back, and arms.
- Delicate piping detail on arms.
- Solid wood perimeter base and dowel legs are crafted from solid ash.
- Solid Ash is FSC®-Certified in support of responsible forest management (FSC® 092551).
- Non-marking tack glide feet on the bottom of legs to protect hardwood floors.
- Kiln-dried FSC®-Certified hardwood frame (FSC® 092551).
- Manufactured to meet California TB117-2013 fire safety standards without the use of flame retardant additives in the upholstery foam.
- Part of the Mulholland Series, the Sofa matches perfectly with the Mulholland Chair, Bi- Sectional and Lounge.



# Mulholland Lounge



Caledon  
Antler



Caledon  
Cinder



Caledon  
Sedona



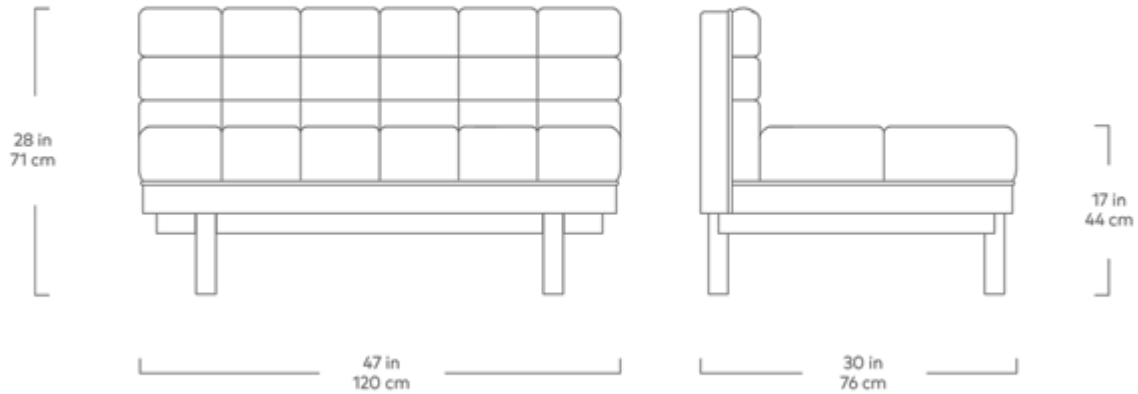
Parliament  
Stone

Drawing inspiration from both mid-century and contemporary influences, the Mulholland Lounge is a tailored design with distinctive tufting on the seat and back that creates subtle character and an attractive, modern aesthetic. Perfect for a living room, bedroom or entryway, this smaller-scaled lounge functions as standalone seating, or it can be combined with the Mulholland Sofa to create the Mulholland Bi-Sectional. An eco-friendly, solid wood perimeter base with notched-dowel leg details softens the overall look and adds warmth to the design. All wood inside and out is FSC®-certified in support of responsible forest management. Part of the Mulholland Series, the Lounge matches perfectly with the Mulholland Chair, Sofa and Bi- Sectional.

Design Trade Professionals: We aim to keep our designs in stock and ready to ship quickly for projects on a tight timeline. Designs may be customized with COM and alternate finishes (minimum quantities may apply). Visit [guscontract.com](https://guscontract.com) for more information about our Trade & Contract programs.



# Mulholland Lounge



- Features a modern tuxedo frame (arms and back are at the same height).
- Blind-tufted upholstery on seat, back, and arms.
- Delicate piping detail on arms.
- Solid wood perimeter base and dowel legs are crafted from solid ash.
- Solid Ash is FSC®-Certified in support of responsible forest management (FSC® 092551).
- Non-marking tack glide feet on the bottom of legs to protect hardwood floors.
- Kiln-dried FSC®-Certified hardwood frame (FSC® 092551).
- Manufactured to meet California TB117-2013 fire safety standards without the use of flame retardant additives in the upholstery foam.
- Part of the Mulholland Series, the Lounge matches perfectly with the Mulholland Chair, Bi- Sectional and Sofa.



# Neru Sofabed



Dawson  
Admiral



Dawson  
Moon



Dawson  
Owl

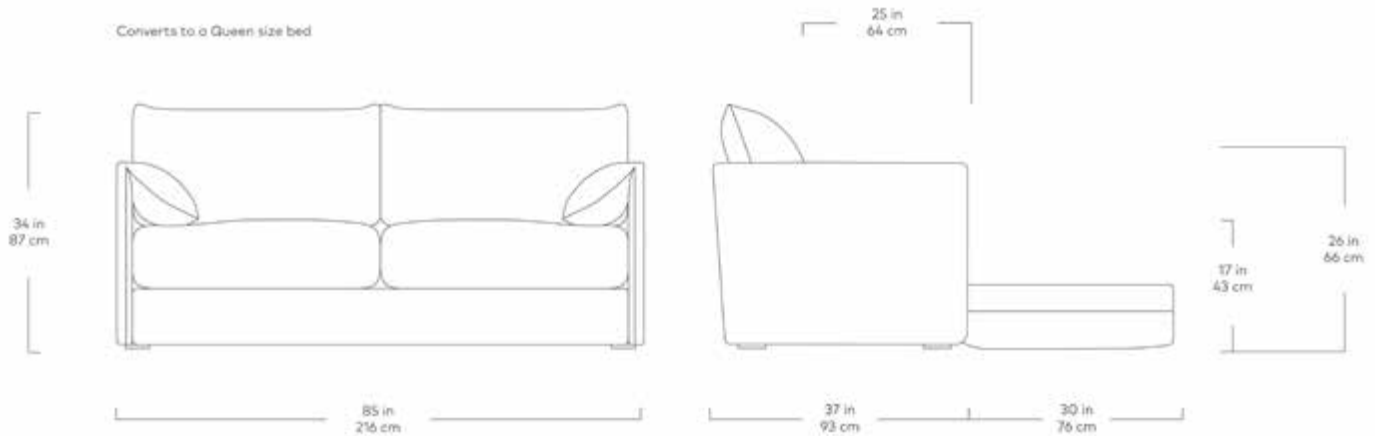


Dawson  
Stratus

The Japanese word "neru" means "to sleep or lie down". Our Neru Sofabed was designed with this in mind - prioritizing both comfort and style to create a sofa that has you covered 24/7. During the day, feather-filled back cushions and integrated bolsters create a cozy place for power naps or lounging. At night, a simple, origami-like fold-out function reveals a queen-size bed to welcome overnight guests. French-seam detailing on the slender arms adds elegance and style.

Design Trade Professionals: We aim to keep our designs in stock and ready to ship quickly for projects on a tight timeline. Designs may be customized with COM and alternate finishes (minimum quantities may apply). Visit [gusmodern.com](https://gusmodern.com) for more information about our Trade & Contract programs.

# Neru Sofabed



- Converts to a queen size bed.
- Bed recommended for occasional use only.
- Easy-pull fabric handles are concealed on the backside of seat cushions to allow simple conversion between sofa and bed.
- Features French seams on slender arms.
- Reversible back cushions are high resiliency polyurethane foam wrapped in a sterilized feather and poly envelope.
- Seat cushions are high resiliency polyurethane foam with Dacron layered on top.
- Integrated bolsters contain a sterilized feather and poly mix filling.
- Features a removable, pre-shrunk, machine-washable cotton top sheet which fastens securely to the bed.
- Solid wood block feet with a black finish.
- Felt pads on the bottom of the feet to protect hardwood floors.
- Manufactured to meet California TB117-2013 and U.S. CPSC fire safety standards without the use of flame retardant additives in the upholstery foam.
- All fabric is California TB117-2013 certified and double rub tested.



# Nexus 2PC Chaise



Parliament  
Stone



Parliament  
Coffee

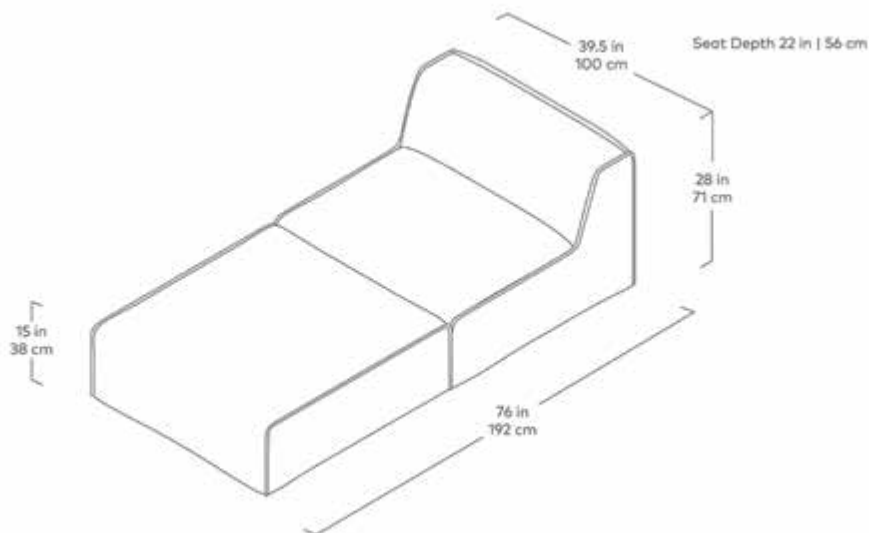


Parliament  
Lake

The Nexus Modular Collection consists of three seating components (Armless Chair, Corner and Ottoman) which can be combined in a myriad of ways to create a sofa or sectional that is custom-designed for your space. With a low-profile silhouette, and chunky, piped-edge details, the Nexus balances clean-lined Minimalism with a relaxed, bohemian vibe. The kiln-dried hardwood frame and block feet are constructed from FSC®-Certified hardwood, in support of responsible forest management. Nexus uses a clean, ultra soft, long-strand fiber fill material that offers the comfort and feel of traditional waterfowl down. This material is created through a process that benefits the environment by diverting 626 plastic bottles away from landfills, waterways and oceans for each Nexus 2 PC Chaise we build.

Design Trade Professionals: We aim to keep our designs in stock and ready to ship quickly for projects on a tight timeline. Designs may be customized with COM and alternate finishes (minimum quantities may apply). Visit [gusmodern.com](https://gusmodern.com) for more information about our Trade & Contract programs.

# Nexus 2PC Chaise



- Seat and inside back of each component is upholstered in a quilted fabric, while the side panels are plain.
- Chunky, piped-edge details add to the relaxed feel.
- Cushions contain an eco-friendly, synthetic-down fill made from 626 recycled plastic water bottles.
- Wood block feet are FSC®-Certified Ash in a black stain.
- Plastic bumpers on all feet to prevent floor damage.
- Each component includes concealed connectors to securely join them to each other while in sectional or sofa configuration.
- 9 gauge No-Sag, injection-molded sinuous spring clip system.
- All joints have been stress tested.
- Manufactured to meet California TB117-213 fire safety standards without the use of flame retardant additives in the upholstery foam.
- Kiln-dried FSC®-Certified hardwood frame (FSC® 092551).



# Nexus 2PC Sofa



Parliament  
Stone



Parliament  
Coffee

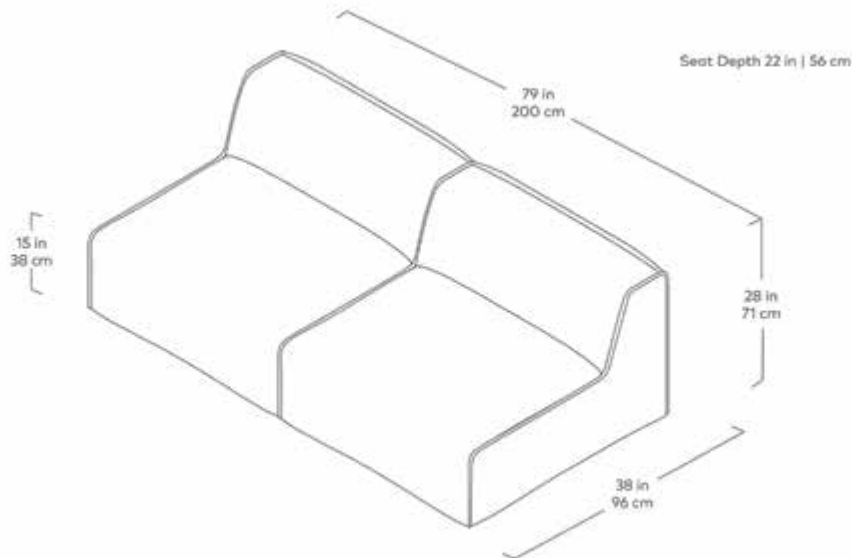


Parliament  
Lake

The Nexus Modular Collection consists of three seating components (Armless Chair, Corner and Ottoman) which can be combined in a myriad of ways to create a sofa or sectional that is custom-designed for your space. With a low-profile silhouette, and chunky, piped-edge details, the Nexus balances clean-lined Minimalism with a relaxed, bohemian vibe. The kiln-dried hardwood frame and block feet are constructed from FSC®-Certified hardwood, in support of responsible forest management. Nexus uses a clean, ultra soft, long-strand fiber fill material that offers the comfort and feel of traditional waterfowl down. This material is created through a process that benefits the environment by diverting 543 plastic bottles away from landfills, waterways and oceans for each Nexus 2 PC Sofa we build.

Design Trade Professionals: We aim to keep our designs in stock and ready to ship quickly for projects on a tight timeline. Designs may be customized with COM and alternate finishes (minimum quantities may apply). Visit [gusmodern.com](https://gusmodern.com) for more information about our Trade & Contract programs.

# Nexus 2PC Sofa



- Seat and inside back of each component is upholstered in a quilted fabric, while the side panels are plain.
- Chunky, piped-edge details add to the relaxed feel.
- Cushions contain an eco-friendly, synthetic-down fill made from 543 recycled plastic water bottles.
- Wood block feet are FSC®-Certified Ash in a black stain.
- Plastic bumpers on all feet to prevent floor damage.
- Each component includes concealed connectors to securely join them to each other while in sectional or sofa configuration.
- 9 gauge No-Sag, injection-molded sinuous spring clip system.
- All joints have been stress tested.
- Manufactured to meet California TB117-213 fire safety standards without the use of flame retardant additives in the upholstery foam.
- Kiln-dried FSC®-Certified hardwood frame (FSC® 092551).



# Nexus 3PC Sofa



Parliament  
Stone



Parliament  
Coffee



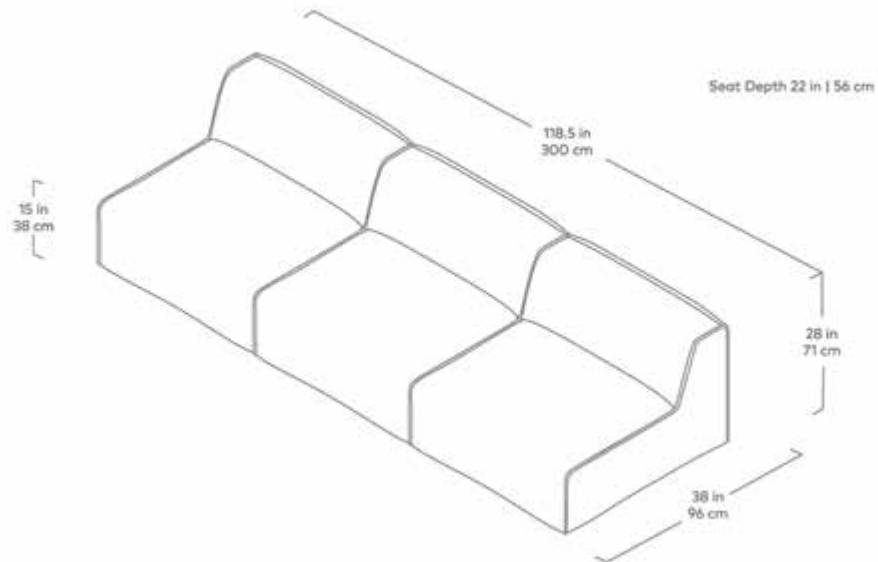
Parliament  
Lake

The Nexus Modular Collection consists of three seating components (Armless Chair, Corner and Ottoman) which can be combined in a myriad of ways to create a sofa or sectional that is custom-designed for your space. With a low-profile silhouette, and chunky, piped-edge details, the Nexus balances clean-lined Minimalism with a relaxed, bohemian vibe. The kiln-dried hardwood frame and block feet are constructed from FSC®-Certified hardwood, in support of responsible forest management. Nexus uses a clean, ultra soft, long-strand fiber fill material that offers the comfort and feel of traditional waterfowl down. This material is created through a process that benefits the environment by diverting 815 plastic bottles away from landfills, waterways and oceans for each Nexus 3PC Sofa we build.

Design Trade Professionals: We aim to keep our designs in stock and ready to ship quickly for projects on a tight timeline. Designs may be customized with COM and alternate finishes (minimum quantities may apply). Visit [gusmodern.com](https://gusmodern.com) for more information about our Trade & Contract programs.



# Nexus 3PC Sofa



- Seat and inside back of each component is upholstered in a quilted fabric, while the side panels are plain.
- Chunky, piped-edge details add to the relaxed feel.
- Cushions contain an eco-friendly, synthetic-down fill made from 815 recycled plastic water bottles.
- Wood block feet are FSC®-Certified Ash in a black stain.
- Plastic bumpers on all feet to prevent floor damage.
- Each component includes concealed connectors to securely join them to each other while in sectional or sofa configuration.
- 9 gauge No-Sag, injection-molded sinuous spring clip system.
- All joints have been stress tested.
- Manufactured to meet California TB117-213 fire safety standards without the use of flame retardant additives in the upholstery foam.
- Kiln-dried FSC®-Certified hardwood frame (FSC® 092551).



# Nord Sofa



Casella  
Grove



Casella  
Mink



Casella  
Slate

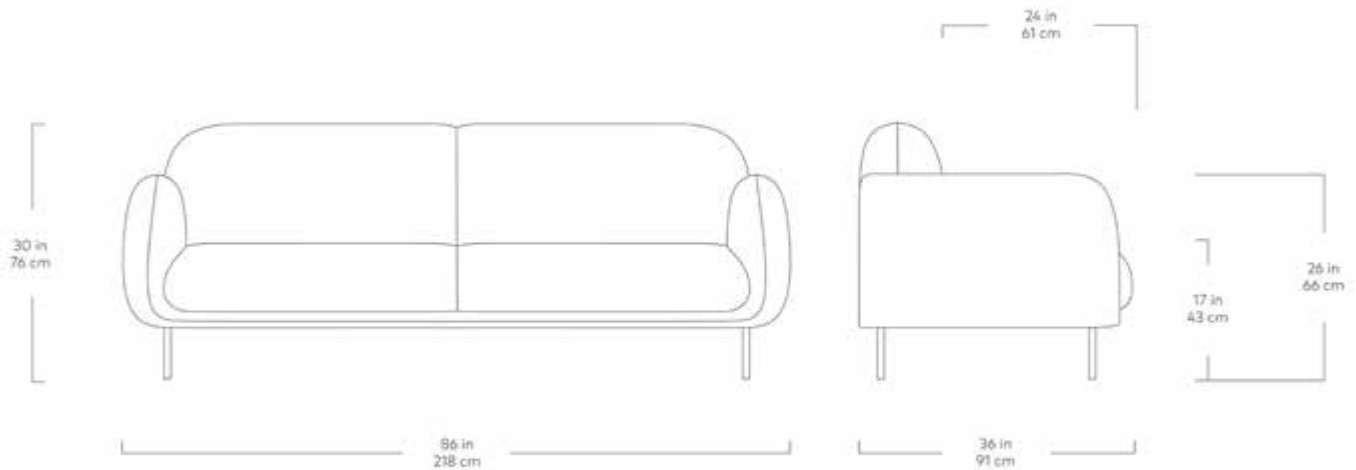


Rousseau  
Barley

Envelop yourself in mod luxury with the plush and sophisticated Nord Sofa. With an elegant, curved silhouette, the Nord Sofa invites you to sink in and stay awhile, with a retro yet timeless shape that's emphasized by an ample, low profile back and feminine curved arms. Each piece has been expertly crafted in lush fabric, with a tight seat and back atop black steel legs that add a modern touch to the piece's striking '70s-inspired sensibilities.

Design Trade Professionals: We aim to keep our designs in stock and ready to ship quickly for projects on a tight timeline. Designs may be customized with COM and alternate finishes (minimum quantities may apply). Visit [gusmodern.com](http://gusmodern.com) for more information about our Trade & Contract programs.

# Nord Sofa



- Tight back, seat and arms.
- Created with high resiliency polyurethane foam.
- Kiln-dried wood frame with elastic webbing suspension system.
- Black powder-coated steel tubular legs.
- Leveller feet to protect hardwood floors.
- All joints have been stress tested.
- 9 gauge No-Sag, injection-molded sinuous spring clip system.
- All joints have been stress tested.
- All fabric is California TB117-2013 certified and double rub tested.
- Manufactured to meet California TB117-2013 fire safety standards without the use of flame retardant additives in the upholstery foam.



# Podium 2PC Lounge



Bayview  
Silver



Copenhagen  
Fossil



Copenhagen  
Terra

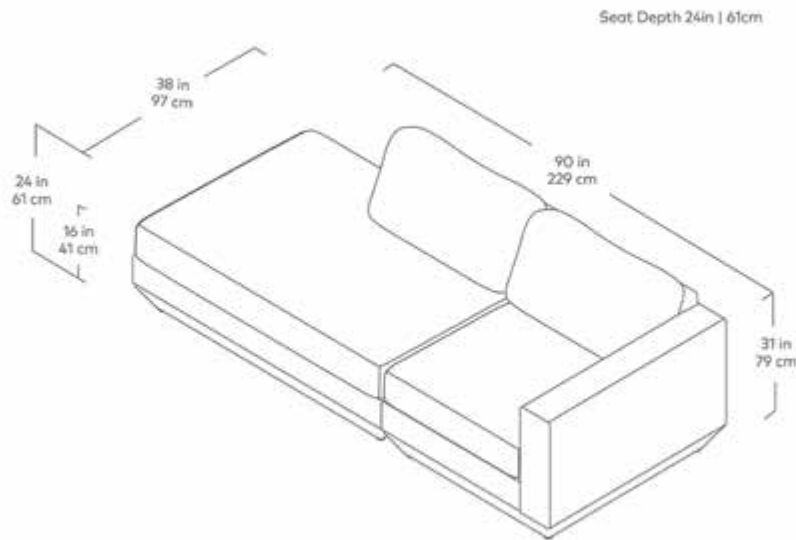


Hanson  
Navy

The Podium Modular Collection is an adaptable seating system that brings modern elegance and luxurious comfort to any space. The Podium features seven core components (Right Arm, Left Arm, Armless, Corner, Ottoman, Left Lounge and Right Lounge) that can be arranged in unlimited configurations to suit any vision or layout. Each component showcases a relaxed silhouette inspired by 1970's Modernism. The frames are constructed with kiln-dried FSC®-Certified hardwood in support of responsible forest management. Podium uses a clean, ultra soft, long-strand fiber fill material that offers the comfort and feel of traditional waterfowl down. This material is created through a process that benefits the environment by diverting 1079 plastic bottles away from landfills, waterways and oceans for each Podium 2PC Lounge we build.

Design Trade Professionals: We aim to keep our designs in stock and ready to ship quickly for projects on a tight timeline. Designs may be customized with COM and alternate finishes (minimum quantities may apply). Visit [gusmodern.com](http://gusmodern.com) for more information about our Trade & Contract programs.

# Podium 2PC Lounge



- 7 different components - Arm Left Facing, Arm Right Facing, Armless, Corner, Right Lounge, Left Lounge and Ottoman.
- Cushions contain an eco-friendly, synthetic-down fill made from 1079 recycled plastic water bottles.
- Seat cushions are crafted with high resiliency, medium density foam and use our eco-friendly PET synthetic-down which is created from recycled water bottles.
- PET fill is evenly distributed throughout sewn interior pockets, which provide maximum comfort while maintaining overall cushion shape.
- Inner frame is kiln-dried FSC®-Certified hardwood in support of responsible forest management (FSC® 092551).
- Each component includes concealed buckle connectors to securely join them to each other while in sectional or sofa formation.
- Plastic bumpers on base to prevent floor damage.
- All joints have been stress tested.
- 9-gauge No-Sag, sinuous spring suspension system.
- Manufactured to meet California TB117-2013 fire safety standards without the use of flame retardant additives in the upholstery foam.



# Podium 2PC Sofa



Bayview  
Silver



Copenhagen  
Fossil



Copenhagen  
Terra

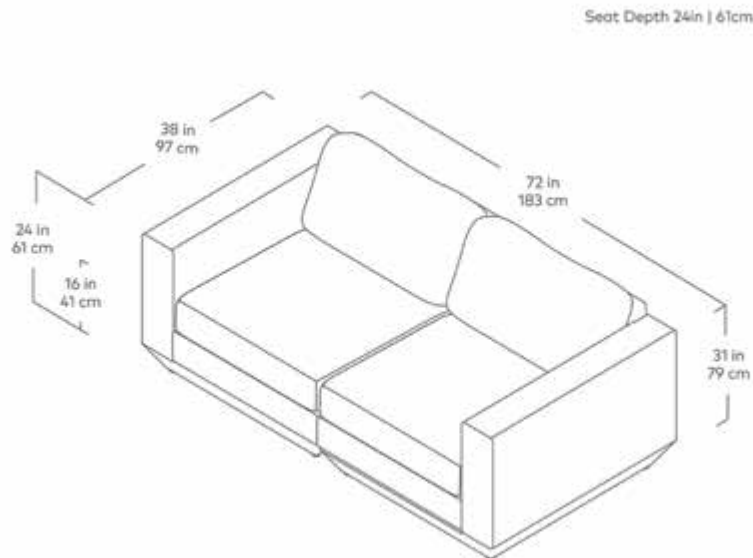


Hanson  
Navy

The Podium Modular Collection is an adaptable seating system that brings modern elegance and luxurious comfort to any space. The Podium features seven core components (Right Arm, Left Arm, Armless, Corner, Ottoman, Left Lounge and Right Lounge) that can be arranged in unlimited configurations to suit any vision or layout. Each component showcases a relaxed silhouette inspired by 1970's Modernism. The frames are constructed with kiln-dried FSC®-Certified hardwood in support of responsible forest management. Podium uses a clean, ultra soft, long-strand fiber fill material that offers the comfort and feel of traditional waterfowl down. This material is created through a process that benefits the environment by diverting 944 plastic bottles away from landfills, waterways and oceans for each Podium 2PC Sofa we build.

Design Trade Professionals: We aim to keep our designs in stock and ready to ship quickly for projects on a tight timeline. Designs may be customized with COM and alternate finishes (minimum quantities may apply). Visit [gusmodern.com](https://gusmodern.com) for more information about our Trade & Contract programs.

# Podium 2PC Sofa



- 7 different components - Arm Left Facing, Arm Right Facing, Armless, Corner, Right Lounge, Left Lounge and Ottoman.
- Cushions contain an eco-friendly, synthetic-down fill made from 944 recycled plastic water bottles.
- Seat cushions are crafted with high resiliency, medium density foam and use our eco-friendly PET synthetic-down which is created from recycled water bottles.
- PET fill is evenly distributed throughout sewn interior pockets, which provide maximum comfort while maintaining overall cushion shape.
- Inner frame is kiln-dried FSC®-Certified hardwood in support of responsible forest management (FSC® 092551).
- Each component includes concealed buckle connectors to securely join them to each other while in sectional or sofa formation.
- Plastic bumpers on base to prevent floor damage.
- All joints have been stress tested.
- 9-gauge No-Sag, sinuous spring suspension system.
- Manufactured to meet California TB117-2013 fire safety standards without the use of flame retardant additives in the upholstery foam.



# Podium 3PC Sofa



Bayview  
Silver



Copenhagen  
Fossil



Copenhagen  
Terra



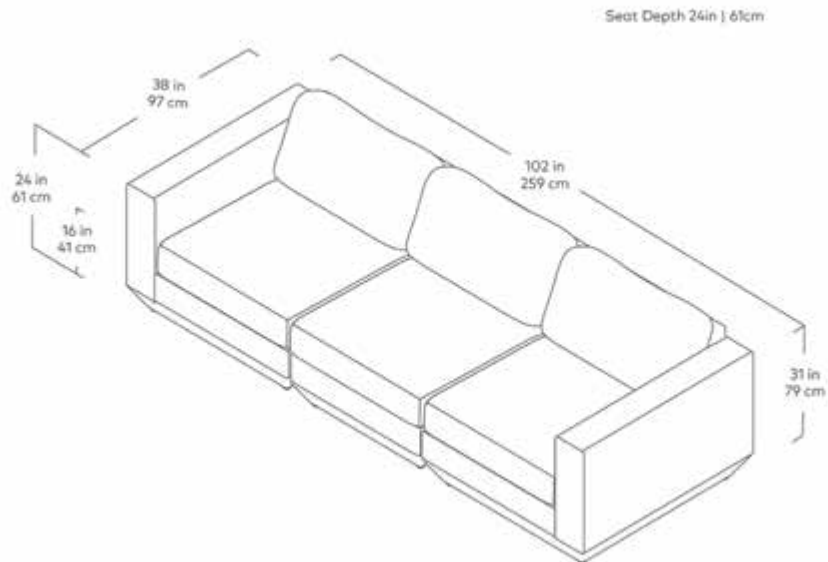
Hanson  
Navy

The Podium Modular Collection is an adaptable seating system that brings modern elegance and luxurious comfort to any space. The Podium features seven core components (Right Arm, Left Arm, Armless, Corner, Ottoman, Left Lounge and Right Lounge) that can be arranged in unlimited configurations to suit any vision or layout. Each component showcases a relaxed silhouette inspired by 1970's Modernism. The frames are constructed with kiln-dried FSC®-Certified hardwood in support of responsible forest management. Podium uses a clean, ultra soft, long-strand fiber fill material that offers the comfort and feel of traditional waterfowl down. This material is created through a process that benefits the environment by diverting 1417 plastic bottles away from landfills, waterways and oceans for each Podium 3PC Sofa we build.

Design Trade Professionals: We aim to keep our designs in stock and ready to ship quickly for projects on a tight timeline. Designs may be customized with COM and alternate finishes (minimum quantities may apply). Visit [gusmodern.com](http://gusmodern.com) for more information about our Trade & Contract programs.



# Podium 3PC Sofa



- 7 different components - Arm Left Facing, Arm Right Facing, Armless, Corner, Right Lounge, Left Lounge and Ottoman.
- Cushions contain an eco-friendly, synthetic-down fill made from 1417 recycled plastic water bottles.
- Seat cushions are crafted with high resiliency, medium density foam and use our eco-friendly PET synthetic-down which is created from recycled water bottles.
- PET fill is evenly distributed throughout sewn interior pockets, which provide maximum comfort while maintaining overall cushion shape.
- Inner frame is kiln-dried FSC®-Certified hardwood in support of responsible forest management (FSC® 092551).
- Each component includes concealed buckle connectors to securely join them to each other while in sectional or sofa formation.
- Plastic bumpers on base to prevent floor damage.
- All joints have been stress tested.
- 9-gauge No-Sag, sinuous spring suspension system.
- Manufactured to meet California TB117-2013 fire safety standards without the use of flame retardant additives in the upholstery foam.



# Rialto Sofabed



Dawson  
Moon



Dawson  
Rose



Stria  
Haze

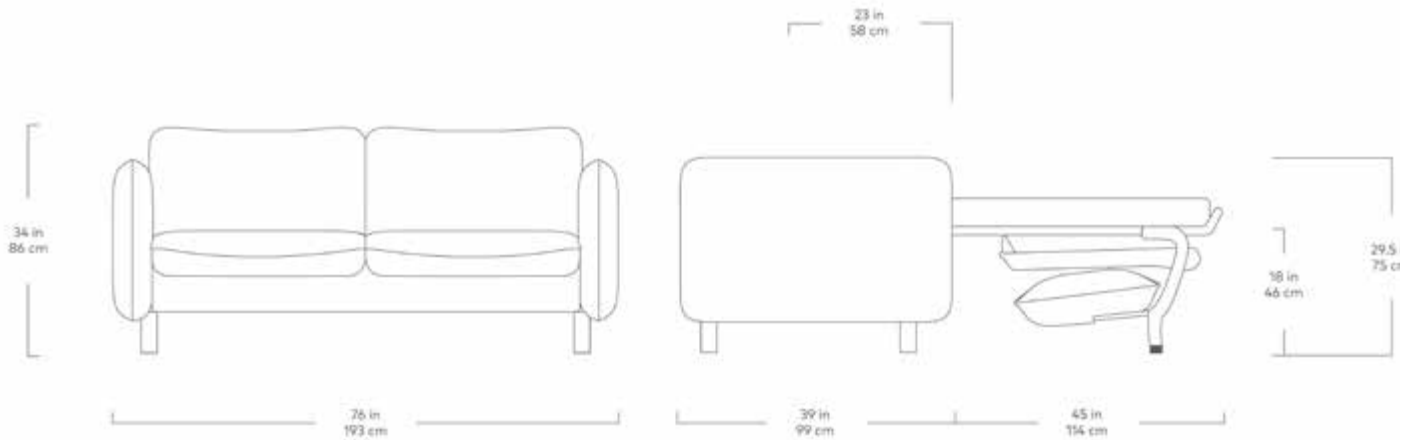


Stria  
Sand

Because finding an attractive modern sofa bed should be easy. With sophisticated details including rounded cushions with knife-edge seams and solid ash legs, you'd never know the Rialto was actually the world's dreamiest sofa bed. An innovative and durable steel mechanism easily unfolds to reveal a comfy, memory foam mattress while the integrated back and seat cushions are tucked out of view – making bedtime a cinch. During the day, feather and fiber wrapped foam back cushions deliver unrivaled comfort.

Design Trade Professionals: We aim to keep our designs in stock and ready to ship quickly for projects on a tight timeline. Designs may be customized with COM and alternate finishes (minimum quantities may apply). Visit [gusmodern.com](http://gusmodern.com) for more information about our Trade & Contract programs.

# Rialto Sofabed



- Small-scale sofabed is perfect for condos, apartments and compact spaces.
- Recommended for occasional use only.
- Back and arms are removable, allowing it to fit through tight areas.
- Features knife edged French seams on all upholstered panels and cushions.
- Back cushions are high resiliency polyurethane foam wrapped with a sterilized feather and poly envelope.
- Seat cushions are high resiliency polyurethane foam with Dacron layered on top.
- For a hassle-free transition from sofa to bed the seat and back cushions are integrated into the opened mattress system and do not require removal.
- A full size sheet set is recommended for the memory foam mattress. Mattress size is 55" x 75".
- Mattress suspension system uses a reinforced steel frame with bent plywood slats and supportive straps for durability and comfort.
- Max weight for Sofabed system is: 550 lbs.
- Professional assembly required.
- Solid ash dowel legs.
- Felt pads on legs to prevent damage to floors.
- Manufactured to meet California TB117-2013 and U.S. CPSC fire safety standards without the use of flame retardant additives in the upholstery foam.



# Renfrew Sofa



Merino  
Cream



Merino  
Mocha



Mersey  
Caribou

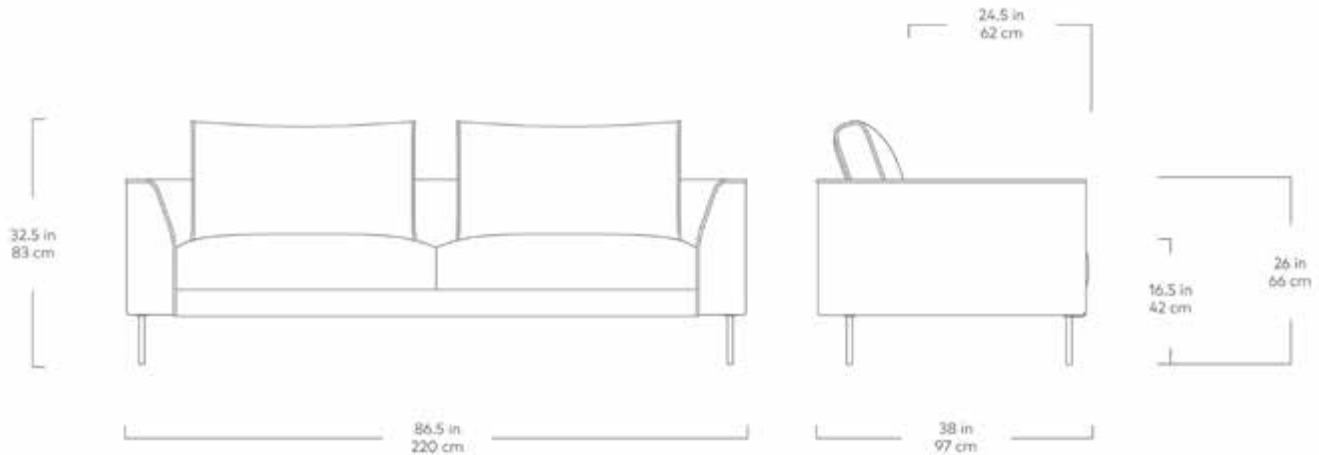


Mersey  
Skyline

The Renfrew Series is an assortment of semi-modular seating components that can be arranged to create sofas, sectionals, or custom seating configurations in a variety of sizes and styles to suit any space. In the tradition of European modernism, Renfrew has ultra-clean lines, a deep, low-profile stance and delicate legs which give it a light, floating appearance. Loose back cushions lend variety to the silhouette and can be positioned individually to achieve the perfect lounging position. A durable, hardwood frame is crafted with FSC®-Certified wood to support responsible forest management. Premium feather fill in both the seat and back make this design the ideal balance of minimalist style and everyday comfort.

Design Trade Professionals: We aim to keep our designs in stock and ready to ship quickly for projects on a tight timeline. Designs may be customized with COM and alternate finishes (minimum quantities may apply). Visit [guscontract.com](http://guscontract.com) for more information about our Trade & Contract programs.

# Renfrew Sofa



- The collection consists of eight unique configurations: a stand-alone sofa, a long XL sofa, a loft bi-sectional, a right or left-facing sectional, a right or left-facing XL sectional and a U-shaped sectional.
- Features a slender tuxedo frame (arms and back are at the same height).
- A slim front rail gives the illusion of the design sitting higher off the ground.
- Reversible, back cushions are high resiliency polyurethane foam wrapped with a sterilized feather and poly envelope.
- A slim platform gives the illusion of the design sitting higher off the ground.
- Bench seat cushion is high resiliency polyurethane foam padded on top with a sterilized feather and poly fill.
- Black powder-coated steel tubular legs.
- Light assembly required.
- Inner frame is kiln-dried FSC®-Certified hardwood in support of responsible forest management (FSC® 092551).
- All joints have been stress tested.
- No-Sag, sinuous spring suspension system.
- Manufactured to meet California TB117-2013 and U.S. CPSC fire safety standards without the use of flame retardant additives in the upholstery foam.
- All fabric is California TB117-2013 certified and double rub tested.



# Renfrew XL Sofa



Merino  
Cream



Merino  
Mocha



Mersey  
Caribou



Mersey  
Skyline

The Renfrew Series is an assortment of semi-modular seating components that can be arranged to create sofas, sectionals, or custom seating configurations in a variety of sizes and styles to suit any space. In the tradition of European modernism, Renfrew has ultra-clean lines, a deep, low-profile stance and delicate legs which give it a light, floating appearance. Loose back cushions lend variety to the silhouette and can be positioned individually to achieve the perfect lounging position. A durable, hardwood frame is crafted with FSC®-Certified wood to support responsible forest management. Premium feather fill in both the seat and back make this design the ideal balance of minimalist style and everyday comfort.

Design Trade Professionals: We aim to keep our designs in stock and ready to ship quickly for projects on a tight timeline. Designs may be customized with COM and alternate finishes (minimum quantities may apply). Visit [guscontract.com](http://guscontract.com) for more information about our Trade & Contract programs.

# Renfrew XL Sofa



- The collection consists of eight unique configurations: a stand-alone sofa, a long XL sofa, a loft bi-sectional, a right or left-facing sectional, a right or left-facing XL sectional and a U-shaped sectional.
- Features a slender tuxedo frame (arms and back are at the same height).
- A slim front rail gives the illusion of the design sitting higher off the ground.
- Reversible, back cushions are high resiliency polyurethane foam wrapped with a sterilized feather and poly envelope.
- A slim platform gives the illusion of the design sitting higher off the ground.
- Bench seat cushion is high resiliency polyurethane foam padded on top with a sterilized feather and poly fill.
- Black powder-coated steel tubular legs.
- Light assembly required.
- Inner frame is kiln-dried FSC®-Certified hardwood in support of responsible forest management (FSC® 092551).
- All joints have been stress tested.
- No-Sag, sinuous spring suspension system.
- Manufactured to meet California TB117-2013 and U.S. CPSC fire safety standards without the use of flame retardant additives in the upholstery foam.
- All fabric is California TB117-2013 certified and double rub tested.



# Silverlake Sofa



Andorra  
Almond



Andorra  
Pewter




Andorra  
Espresso

The Silverlake Upholstery Collection is a Scandinavian-inspired seating design that strikes an elegant balance between minimalist styling and a casual, inviting feel. The back and side cushions can be adjusted to your preferred angle, while the generous seat depth enhances the sectional's comfort. Subtle features like pleated fabric details on cushion corners and architectural, black powder-coated steel legs complete Silverlake, laid-back modern aesthetic. The collection is a restful haven for any busy home, office or lobby. The frames are constructed with kiln-dried FSC®-Certified hardwood in support of responsible forest management. Silverlake uses a clean, ultra soft, long-strand fiber fill material that offers the comfort and feel of traditional waterfowl down. This material is created through a process that benefits the environment by diverting 709 plastic bottles away from landfills, waterways and oceans for each Silverlake Sofa we build.

Design Trade Professionals: We aim to keep our designs in stock and ready to ship quickly for projects on a tight timeline. Designs may be customized with COM and alternate finishes (minimum quantities may apply). Visit [guscontract.com](http://guscontract.com) for more information about our Trade & Contract programs.



# Silverlake Sofa



- The collection consists of eight unique configurations: a stand-alone sofa, a long XL sofa, a small-scale loft bi-sectional, a right or left-facing sectional, a right or left-facing XL sectional and a U-shaped sectional.
- Cushions contain an eco-friendly, synthetic-down fill made from 709 recycled plastic water bottles.
- A slim platform gives the illusion of the design sitting higher off the ground.
- Front face of the back and bolster cushions and the top edge of the seat cushions have no visible seams which adds to the minimal look.
- Seat cushions are crafted with high resiliency medium density foam that is reinforced in the front for added support.
- Legs are made from black powder-coated flat bar steel.
- Non-marking leveler feet can be adjusted for stability on uneven floor surfaces.
- Light assembly required.
- Inner frame is kiln-dried FSC®-Certified hardwood in support of responsible forest management (FSC® 092551).
- All joints have been stress tested.
- Manufactured to meet California TB117-2013 and U.S. CPSC fire safety standards without the use of flame retardant additives in the upholstery foam.
- All fabric is California TB117-2013 certified and double rub tested.



# Silverlake XL Sofa



Andorra  
Almond



Andorra  
Pewter

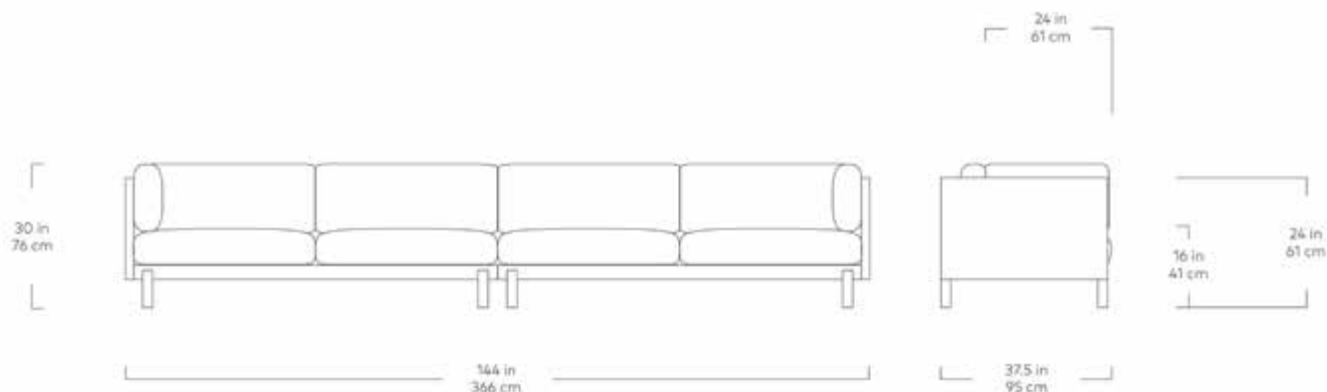


Andorra  
Espresso

The Silverlake Upholstery Collection is a Scandinavian-inspired seating design that strikes an elegant balance between minimalist styling and a casual, inviting feel. The back and side cushions can be adjusted to your preferred angle, while the generous seat depth enhances the sectional's comfort. Subtle features like pleated fabric details on cushion corners and architectural, black powder-coated steel legs complete Silverlake, laid-back modern aesthetic. The collection is a restful haven for any busy home, office or lobby. The frames are constructed with kiln-dried FSC®-Certified hardwood in support of responsible forest management. Silverlake uses a clean, ultra soft, long-strand fiber fill material that offers the comfort and feel of traditional waterfowl down. This material is created through a process that benefits the environment by diverting 929 plastic bottles away from landfills, waterways and oceans for each Silverlake XL Sofa we build.

Design Trade Professionals: We aim to keep our designs in stock and ready to ship quickly for projects on a tight timeline. Designs may be customized with COM and alternate finishes (minimum quantities may apply). Visit [gusmodern.com](http://gusmodern.com) for more information about our Trade & Contract programs.

# Silverlake XL Sofa



- The collection consists of eight unique configurations: a stand-alone sofa, a long XL sofa, a small-scale loft bi-sectional, a right or left-facing sectional, a right or left-facing XL sectional and a U-shaped sectional.
- Cushions contain an eco-friendly, synthetic-down fill made from 929 recycled plastic water bottles.
- The XL Sofa is comprised of two components, a Left Arm and a Right Arm.
- A slim platform gives the illusion of the design sitting higher off the ground.
- Front face of the back and bolster cushions and the top edge of the seat cushions have no visible seams which adds to the minimal look.
- Seat cushions are crafted with high resiliency medium density foam that is reinforced in the front for added support.
- Legs are made from black powder-coated flat bar steel.
- Non-marking leveler feet can be adjusted for stability on uneven floor surfaces.
- Light assembly required.
- Inner frame is kiln-dried FSC®-Certified hardwood in support of responsible forest management (FSC® 092551).
- All joints have been stress tested.
- Manufactured to meet California TB117-2013 and U.S. CPSC fire safety standards without the use of flame retardant additives in the upholstery foam.
- All fabric is California TB117-2013 certified and double rub tested.



# Sola Sofa



Node  
Alabaster



Maberly  
Dove

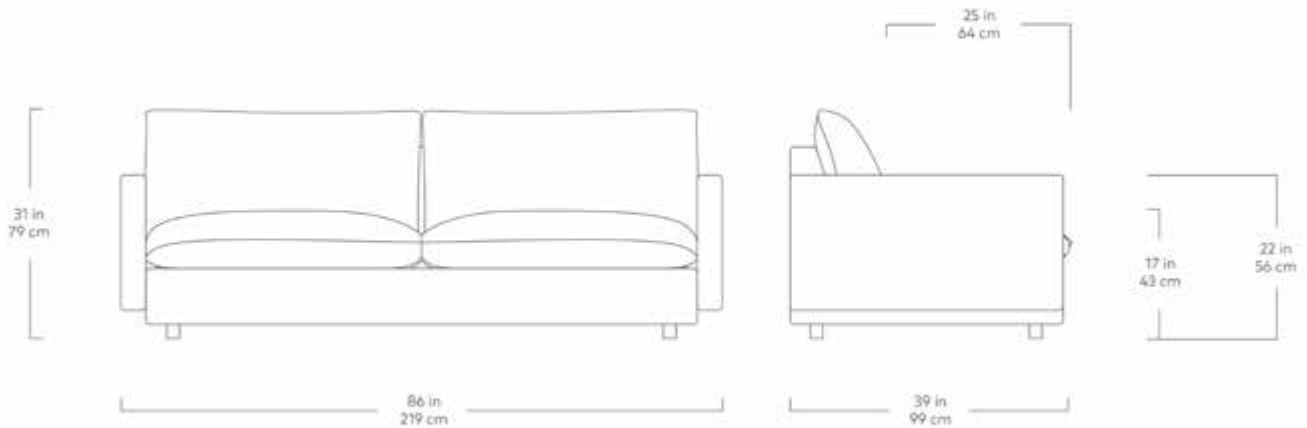


Maberly  
Storm

The cloud-like Sola Sofa is an open invitation to lounge. Embodying the ease of coastal living in a design inspired equally by contemporary Italian design and mid-century classics, Sola is perfect for entertaining or enjoying an afternoon siesta. A plush, expansive seating area, and back cushions filled with our signature, eco-friendly PET fill (made from recycled plastic spun into billowy, synthetic down) means an extra cozy experience. French-seam detailing, stepped arms, and inset legs all subtly convey a feeling of weightlessness that will beckon you to sink in after a long day.

Design Trade Professionals: We aim to keep our designs in stock and ready to ship quickly for projects on a tight timeline. Designs may be customized with COM and alternate finishes (minimum quantities may apply). Visit [guscontract.com](https://guscontract.com) for more information about our Trade & Contract programs.


# Sola Sofa



- Reversible back cushions contain an eco-friendly, synthetic-down fill made from 378 recycled plastic water bottles.
- Reversible seat cushions are crafted with high resiliency medium density foam covered in a Dacron wrap.
- French-seam detailing on all seat and back cushions.
- Kiln-dried, hardwood inner frame with No-Sag, sinuous spring suspension system.
- Inset, non-marking feet.
- All joints have been stress tested.
- Manufactured to comply with California Prop Phase 2 standards.
- Manufactured to meet California TB117-2013 fire safety standards without the use of flame retardant additives in the upholstery foam.
- All fabric is California TB117-2013 certified and double rub tested.



# Towne Sofa



Funfetti  
Linen



Mowat  
Raven




Parliament  
Stone



Velvet  
Russet



Canyon  
Whiskey  
Leather



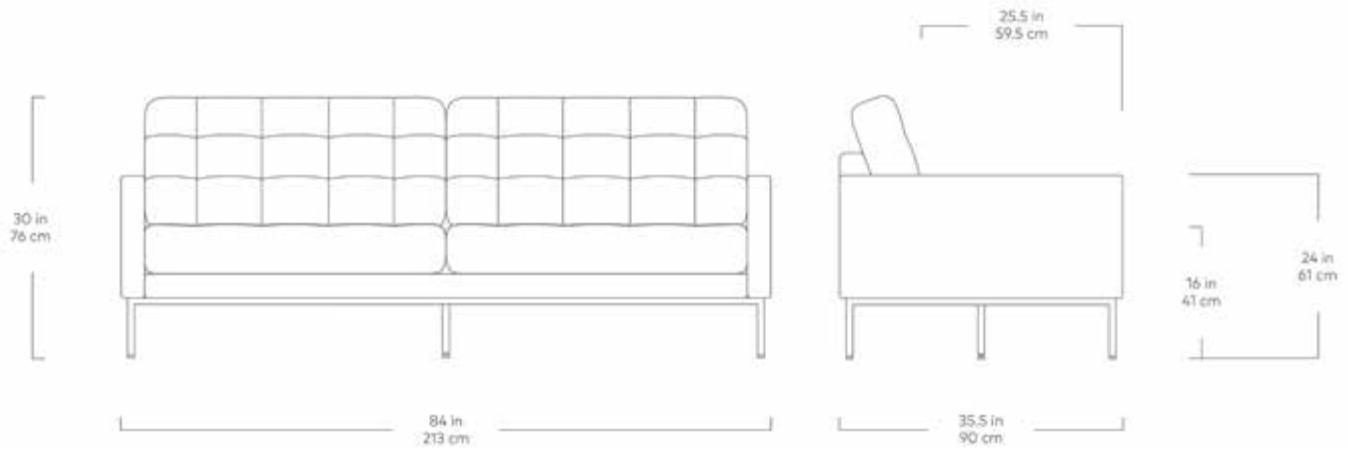
Saddle  
Black  
Leather

Leather not available in Canada

Mid-century style meets this-century ease. The Towne Sofa features a slender profile, elevated metal base and blind tufted cushions that bring a touch of refinement to contemporary residential or commercial spaces – without sacrificing comfort. Whether you're curled up with a novel or gathered for game night, the Towne sofa makes daily rituals extra special. The frame is constructed with kiln-dried FSC®-Certified hardwood in support of responsible forest management. Also available as a Lounge and Bi-Sectional.

Design Trade Professionals: We aim to keep our designs in stock and ready to ship quickly for projects on a tight timeline. Designs may be customized with COM and alternate finishes (minimum quantities may apply). Visit [gusmodern.com](https://gusmodern.com) for more information about our Trade & Contract programs.


# Towne Sofa



- Blind-tufted seat and back cushions are crafted with high resiliency medium density foam covered in a Dacron wrap.
- Hidden center leg added for extra support.
- Cylindrical legs are made from black powder-coated steel.
- Non-marking leveler feet can be adjusted for stability on uneven floor surfaces.
- Inner frame is kiln-dried FSC®-Certified hardwood in support of responsible forest management (FSC® O92551).
- Frame is reinforced with steel for long lasting durability.
- 9-gauge No-Sag, sinuous spring suspension system.
- All joints have been stress tested.
- All fabric is California TB117-2013 certified and double rub tested.
- Manufactured to meet California TB117-2013 fire safety standards without the use of flame retardant additives in the upholstery foam.
- Our leathers may have distinct surface characteristics, natural markings, grain pattern and colour variations which differ from hide to hide and from one product to another, making each leather product unique.
- Surface scratches and wear marks on leather are normal and to be expected. Over time they will contribute to the unique personality, patina and visual charm of the design. If desired, scratches and wear marks may be minimized with the use of leather conditioner.
- With all leather products, some stretching over time is normal. This "working in" of the leather only adds to the comfort, softness and character of the design.



# Towne Lounge



Funfetti  
Linen



Mowat  
Raven



Parliament  
Stone



Velvet  
Russet



Canyon  
Whiskey  
Leather



Saddle  
Black  
Leather

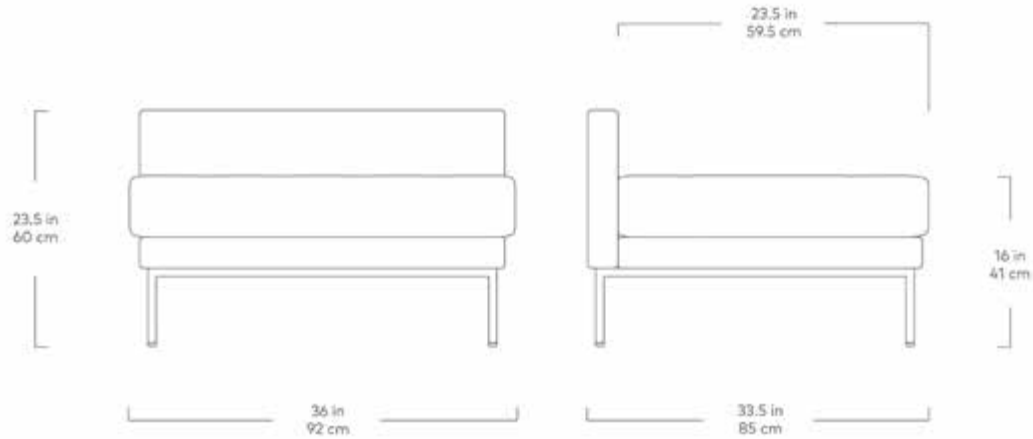
Leather not available in Canada

Mid-century style meets this-century ease. The Towne Lounge features a slender profile, elevated metal base and a blind tufted seat that brings a touch of refinement to contemporary residential or commercial spaces – without sacrificing comfort. Perfect for a living room, bedroom or entryway, this smaller-scaled lounge functions as standalone seating, or it can be combined with the Towne Sofa to create the Towne Bi-Sectional. The frame is constructed with kiln-dried FSC®-Certified hardwood in support of responsible forest management.

Design Trade Professionals: We aim to keep our designs in stock and ready to ship quickly for projects on a tight timeline. Designs may be customized with COM and alternate finishes (minimum quantities may apply). Visit [guscontract.com](http://guscontract.com) for more information about our Trade & Contract programs.



# Towne Lounge




- Add the Towne Lounge to the Towne Sofa to create the Towne Bi-Sectional.
- Blind-tufted seat and back cushions are crafted with high resiliency medium density foam covered in a Dacron wrap.
- Cylindrical legs are made from black powder-coated steel.
- Non-marking leveler feet can be adjusted for stability on uneven floor surfaces.
- Inner frame is kiln-dried FSC®-Certified hardwood in support of responsible forest management (FSC® 092551).
- Frame is reinforced with steel for long lasting durability.
- 9-gauge No-Sag, sinuous spring suspension system.
- All joints have been stress tested.
- All fabric is California TB117-2013 certified and double rub tested.
- Manufactured to meet California TB117-2013 fire safety standards without the use of flame retardant additives in the upholstery foam. Our leathers may have distinct surface characteristics, natural markings, grain pattern and colour variations which differ from hide to hide and from one product to another, making each leather product unique.
- Surface scratches and wear marks on leather are normal and to be expected. Over time they will contribute to the unique personality, patina and visual charm of the design. If desired, scratches and wear marks may be minimized with the use of leather conditioner.
- With all leather products, some stretching over time is normal. This "working in" of the leather only adds to the comfort, softness and character of the design.



# Wallace Sofa



Saddle  
Brown  
Leather



Saddle  
Black  
Leather

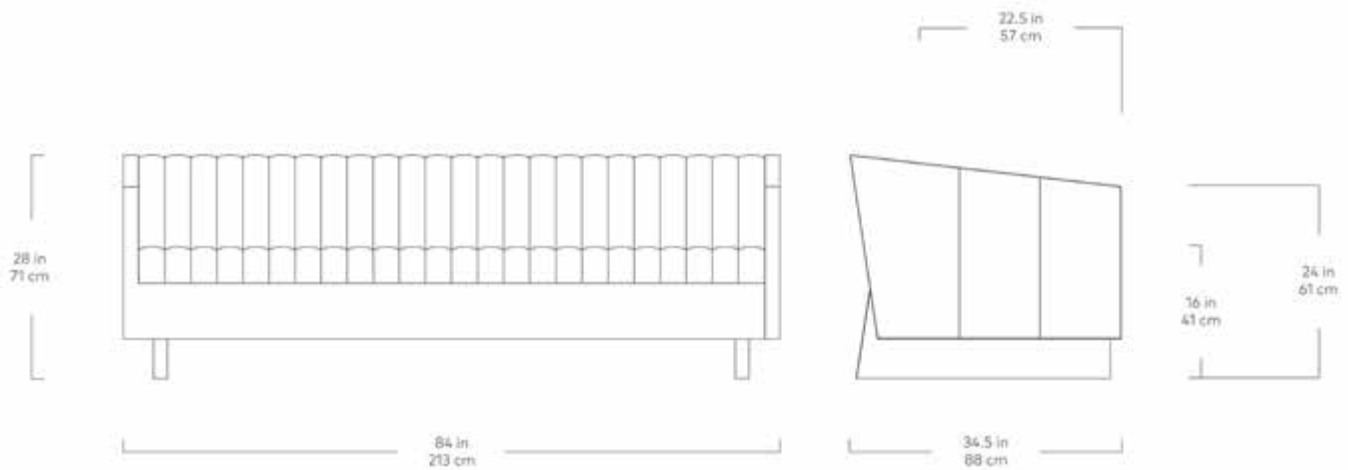


Canyon  
Whiskey  
Leather

The Wallace Sofa is a modern reinterpretation of the classic English Chesterfield design. The channel-stitched leather upholstery on the seat, back, and arms creates a surface that is both visually striking and remarkably comfortable. Piping details, sloping armrests and an angular wooden base add sculptural, contemporary flair, while luxurious channeled padding make it perfect for lounging. Available in three vintage leathers, chosen for their unique grain characteristics that will age beautifully and develop a rich natural patina over time. Matches perfectly with the Wallace Chair.

Design Trade Professionals: We aim to keep our designs in stock and ready to ship quickly for projects on a tight timeline. Designs may be customized with COM and alternate finishes (minimum quantities may apply). Visit [gusmodern.com](https://gusmodern.com) for more information about our Trade & Contract programs.

# Wallace Sofa



- Leather is top grain, aniline-dyed.
- Our leathers may have distinct surface characteristics, natural markings, grain pattern and colour variations which differ from hide to hide and from one product to another, making each leather product unique.
- Surface scratches and wear marks on leather are normal and to be expected. Over time they will contribute to the unique personality, patina and visual charm of the design. If desired, scratches and wear marks may be minimized with the use of leather conditioner.
- With all leather products, some stretching over time is normal. This "working in" of the leather only adds to the comfort, softness and character of the design.
- Tight seat and back cushions are medium density polyurethane foam covered in a Dacron wrap.
- Piping along back and seat cushions.
- Sled-style wood base with a walnut stain finish.
- Injection-moulded spring clip supported by a 9-Gauge Sinuous Spring System.
- 9-gauge No-Sag, sinuous spring suspension system.
- Plastic bumpers on all legs to prevent floor damage.
- All joints have been stress tested.
- Manufactured to meet California TB117-2013 fire safety standards without the use of flame retardant additives in the upholstery foam.
- CARB (California Air Resources Board) Phase II compliant.



# Accent Chairs



# Baltic Chair



## UPHOLSTERY




Andorra  
Pewter



Velvet  
Russet



Canyon  
Whiskey  
Leather



Saddle  
Black  
Leather

## FRAME



Walnut

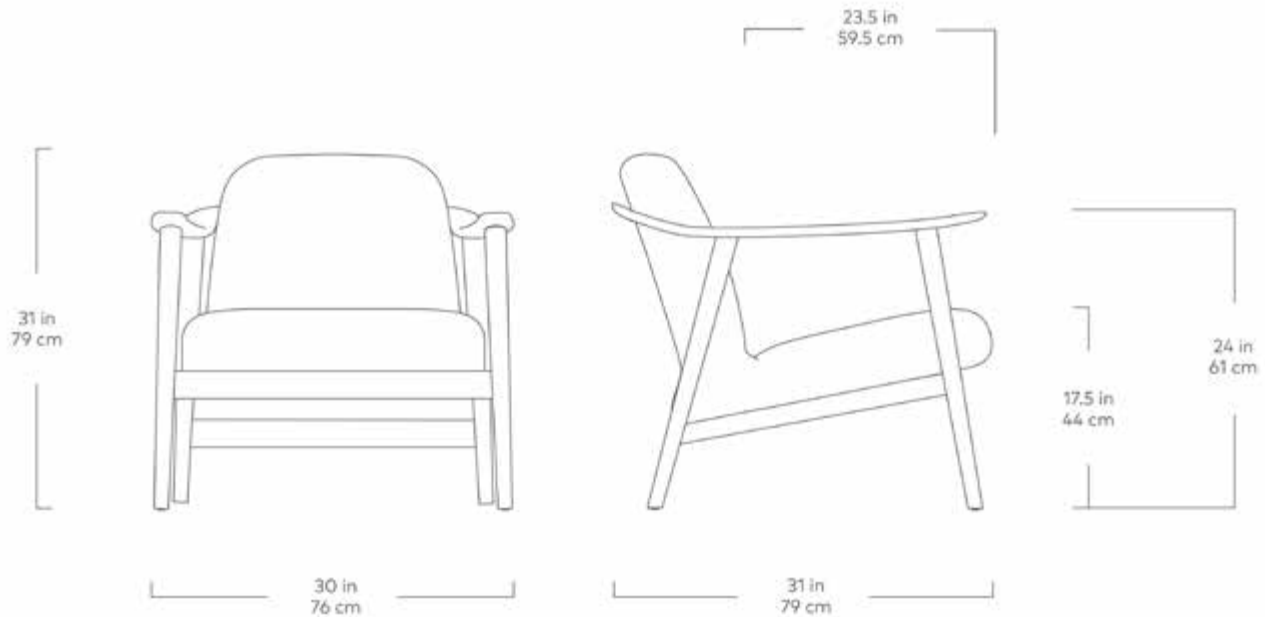


Natural  
Ash

An ode to warm Nordic minimalism, the Baltic Chair is designed to harmonize with contemporary life. Elegant and compact, with a clean, solid wood frame, it imparts a feeling of calm and lightness. We joined its curved arms at the back to create a sculptural form that can be admired from every angle, adding chamfered edges for a supremely touchable finish. Complete the mood – and your dream reading nook - with the Baltic ottoman.

Design Trade Professionals: We aim to keep our designs in stock and ready to ship quickly for projects on a tight timeline. Designs may be customized with COM and alternate finishes (minimum quantities may apply). Visit [gusmodern.com](https://gusmodern.com) for more information about our Trade & Contract programs.

# Baltic Chair



- Solid wood frame featuring custom bent armrests and mortise and tenon joints is crafted from walnut or ash.
- Solid ash frame is FSC®-Certified in support of responsible forest management (FSC® 092551).
- One piece seat and back is crafted with high resiliency medium density polyurethane foam.
- Webbed suspension system for comfort.
- Inner frame is kiln-dried FSC®-Certified hardwood in support of responsible forest management (FSC® 092551).
- Wood is a natural material, with variations in grain pattern and colour that make each design unique.
- Bumpers on the bottom of base to protect hardwood floors.
- Manufactured to meet California TB117-2013 fire safety standards without the use of flame retardant additives in the upholstery foam.
- All fabric is California TB117-2013 certified and double rub tested.
- Our leathers may have distinct surface characteristics, natural markings, grain pattern and colour variations which differ from hide to hide and from one product to another, making each leather product unique.
- Surface scratches and wear marks on leather are normal and to be expected. Over time they will contribute to the unique personality, patina and visual charm of the design. If desired, scratches and wear marks may be minimized with the use of leather conditioner.
- With all leather products, some stretching over time is normal. This "working in" of the leather only adds to the comfort, softness and character of the design.



# Baltic Chair & Ottoman



## UPHOLSTERY




Andorra  
Pewter



Velvet  
Russet



Canyon  
Whiskey  
Leather



Saddle  
Black  
Leather

## FRAME



Walnut

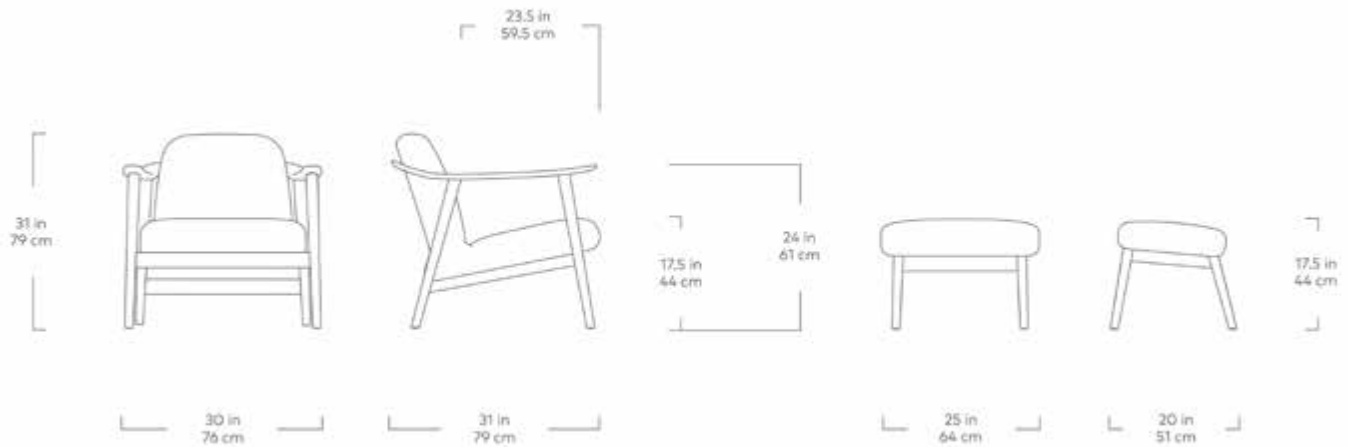


Natural  
Ash

An ode to warm Nordic minimalism, the Baltic Chair + Ottoman are designed to harmonize with contemporary life. Elegant and compact, with clean, solid wood frames they impart a feeling of calm and lightness. We joined the chair's curved arms at the back to create a sculptural form that can be admired from every angle, adding chamfered edges for a supremely touchable finish. The gently sloped ottoman is the perfect companion piece, providing an ideal perch for your feet. Complete the mood – and your dream reading nook – with this graceful pair.

Design Trade Professionals: We aim to keep our designs in stock and ready to ship quickly for projects on a tight timeline. Designs may be customized with COM and alternate finishes (minimum quantities may apply). Visit [guscontract.com](http://guscontract.com) for more information about our Trade & Contract programs.

# Baltic Chair & Ottoman



- Solid wood frame featuring custom bent armrests and mortise and tenon joints is crafted from walnut or ash.
- Solid ash frame is FSC®-Certified in support of responsible forest management (FSC® 092551).
- One piece seat and back is crafted with high resiliency medium density polyurethane foam.
- Webbed suspension system for comfort.
- Ottoman designed for use as a foot rest. Not intended for use as a standalone seat.
- Inner frame is kiln-dried FSC®-Certified hardwood in support of responsible forest management (FSC® 092551).
- Wood is a natural material, with variations in grain pattern and colour that make each design unique.
- Bumpers on the bottom of base to protect hardwood floors.
- Manufactured to meet California TB117-2013 fire safety standards without the use of flame retardant additives in the upholstery foam.
- All fabric is California TB117-2013 certified and double rub tested.
- Our leathers may have distinct surface characteristics, natural markings, grain pattern and colour variations which differ from hide to hide and from one product to another, making each leather product unique.
- Surface scratches and wear marks on leather are normal and to be expected. Over time they will contribute to the unique personality, patina and visual charm of the design. If desired, scratches and wear marks may be minimized with the use of leather conditioner.
- With all leather products, some stretching over time is normal. This "working in" of the leather only adds to the comfort, softness and character of the design.





# Bantam Lounge Chair



Natural  
Walnut



Blonde  
Ash

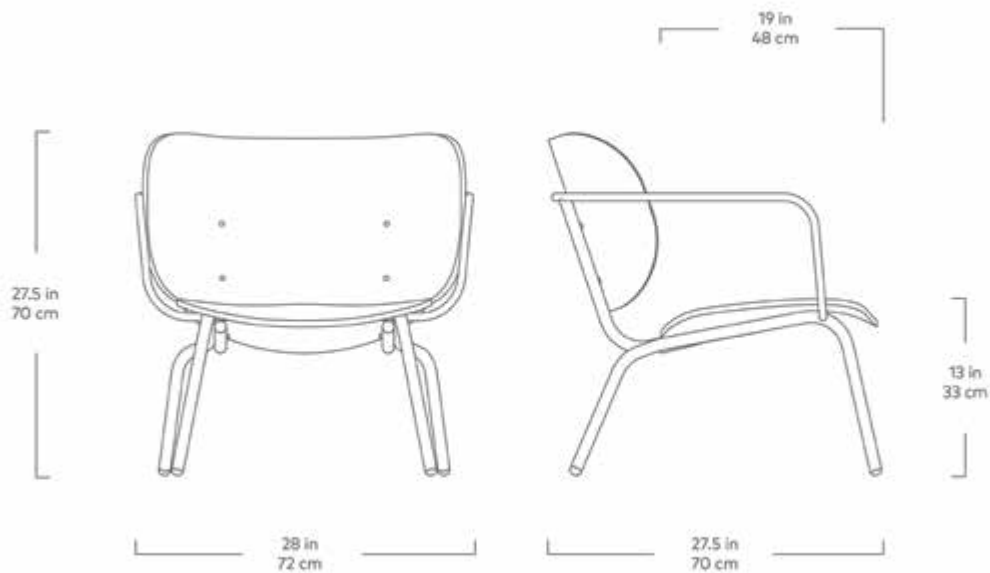


Black  
Ash

Blending a mid-century design approach with the ease of modern living, the Bantam Lounge Chair embodies simple sophistication with a sculptural ethos that welcomes you to sit and stay awhile. Delicate steel legs support a formed-plywood seat and back that ergonomically support the body with gentle curves for all-day comfort. Sturdy, yet lightweight, this original design is a sleek contemporary addition to any living room or office. All you have to do is lean back and appreciate the craftsmanship and versatility of this modern marvel. An instant classic, Bantam is available in Blonde Ash, Black Ash and Walnut.

Design Trade Professionals: We aim to keep our designs in stock and ready to ship quickly for projects on a tight timeline. Designs may be customized with COM and alternate finishes (minimum quantities may apply). Visit [gusmodern.com](https://gusmodern.com) for more information about our Trade & Contract programs.

# Bantam Lounge Chair



- One piece, molded plywood seat/back with exposed edges and finished with real wood veneer in Ash or Walnut.
- Water-based, clear coat finish.
- Black, powder-coated frame is bench-made from round, tubular steel.
- non-marking plastic feet to protect hardwood floors.
- Wood is a natural material, with variations in grain pattern and colour that make each design unique.


# Beaconsfield Chair



Canyon  
Whiskey  
Leather



Saddle  
Brown  
Leather

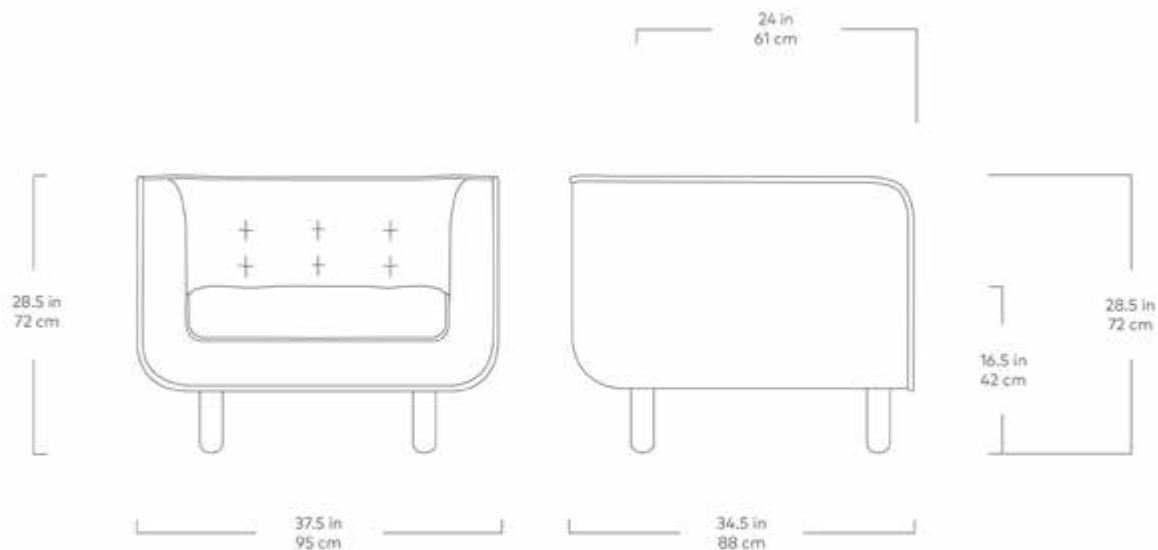


Saddle  
Black  
Leather

Beaconsfield is a charming club chair with a mature pedigree and modern detailing. Modelled on the classic English chesterfield style - with luxurious blind-tufted leather upholstered on an enveloping, tuxedo-style frame - our interpretation updates the traditional aesthetic with ample curves, subtle stitching and comfortable cushioning. Available in three vintage leathers, chosen for their unique grain characteristics that will age beautifully and develop a rich, natural patina over time. The Beaconsfield is also available as a sofa.

Design Trade Professionals: We aim to keep our designs in stock and ready to ship quickly for projects on a tight timeline. Designs may be customized with COM and alternate finishes (minimum quantities may apply). Visit [gusmodern.com](https://gusmodern.com) for more information about our Trade & Contract programs.

# Beaconsfield Chair



- Leather is top grain, aniline dyed.
- Our leathers may have distinct surface characteristics, natural markings, grain pattern and colour variations which differ from hide to hide and from one product to another, making each leather product unique.
- Surfaces scratches and wear marks on leather are normal and to be expected. Over time they will contribute to the unique personality, patina and visual charm of the design. If desired, scratches and wear marks may be minimized with the use of leather conditioner.
- With all leather products, some stretching over time is normal. This "working in" of the leather only adds to the comfort, softness and character of the design.
- Integrated seat cushions are crafted with a high resiliency medium density foam covered in Dacron wrap.
- Blind-tufted detailing on seat, back, and inside arms.
- Delicate piping detail on arms, back and seat cushions.
- Kiln-dried, hardwood inner frame with No-Sag, sinuous spring suspension system.
- Walnut stained wood legs are crafted from solid ash and have non-marking tack glide feet on the bottom of legs to protect hardwood floors.
- All joints have been stress tested.
- Manufactured to comply with California Prop Phase 2 standards.
- Manufactured to meet California TB117-2013 fire safety standards without the use of flame retardant additives in the upholstery foam.
- Part of the Beaconsfield Series, the Chair matches perfectly with the Beaconsfield Sofa.

# Cabot Chair



Saddle  
Brown  
Leather



Saddle  
Black  
Leather

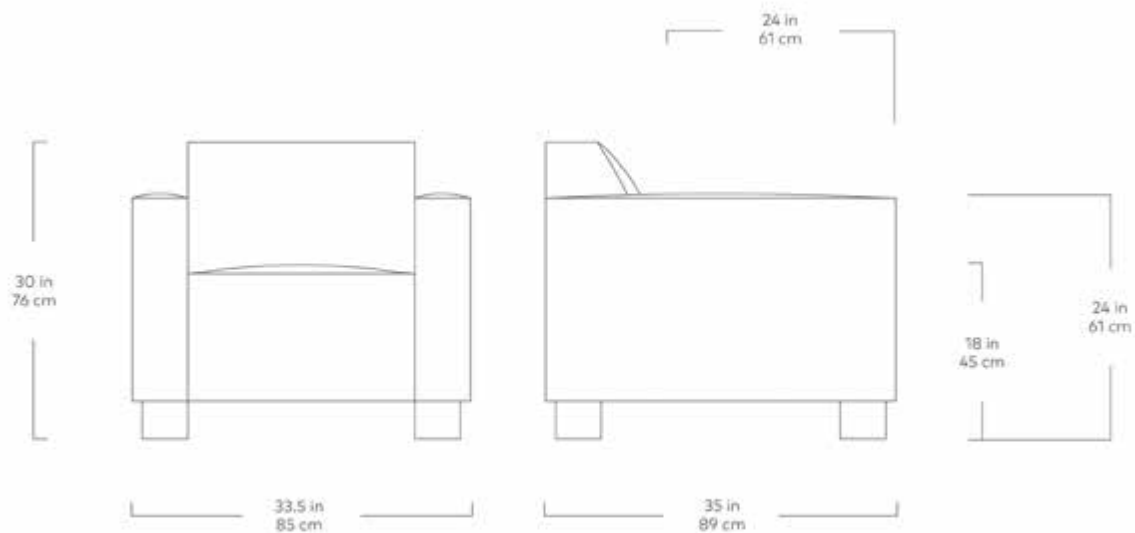


Canyon  
Whiskey  
Leather

The Cabot Chair features a tight seat and back, with architectural, wood block feet and simple French seams, offering a comfortable, modern take on a traditional, masculine design. Available in three vintage leathers chosen for their unique grain characteristics that will age beautifully and develop a rich, natural patina over time. Also available as a sofa. Our leather hides are carefully selected for their raw, natural surface characteristics which make each piece unique.

Design Trade Professionals: We aim to keep our designs in stock and ready to ship quickly for projects on a tight timeline. Designs may be customized with COM and alternate finishes (minimum quantities may apply). Visit [gusmodern.com](http://gusmodern.com) for more information about our Trade & Contract programs.

# Cabot Chair



- Leather is top grain, aniline-dyed.
- Our leathers may have distinct surface characteristics, natural markings, grain pattern and colour variations which differ from hide to hide and from one product to another, making each leather product unique.
- Surface scratches and wear marks on leather are normal and to be expected. Over time they will contribute to the unique personality, patina and visual charm of the design. If desired, scratches and wear marks may be minimized with the use of leather conditioner.
- With all leather products, some stretching over time is normal. This "working in" of the leather only adds to the comfort, softness and character of the design.
- Arms, seat and back feature French Seam detailing.
- Tight seat and back cushions are medium density polyurethane foam covered in a Dacron wrap.
- Block feet with a walnut stain finish.
- Plastic bumpers on all legs to prevent floor damage.
- No-Sag, sinuous spring system.
- Inner frame is kiln-dried hardwood.
- Manufactured to meet California TB117-2013 fire safety standards without the use of flame retardant additives in the upholstery foam.
- Matches perfectly with the Cabot Sofa.



# Circuit Armless



Himalaya  
Cloud



Himalaya  
Dune

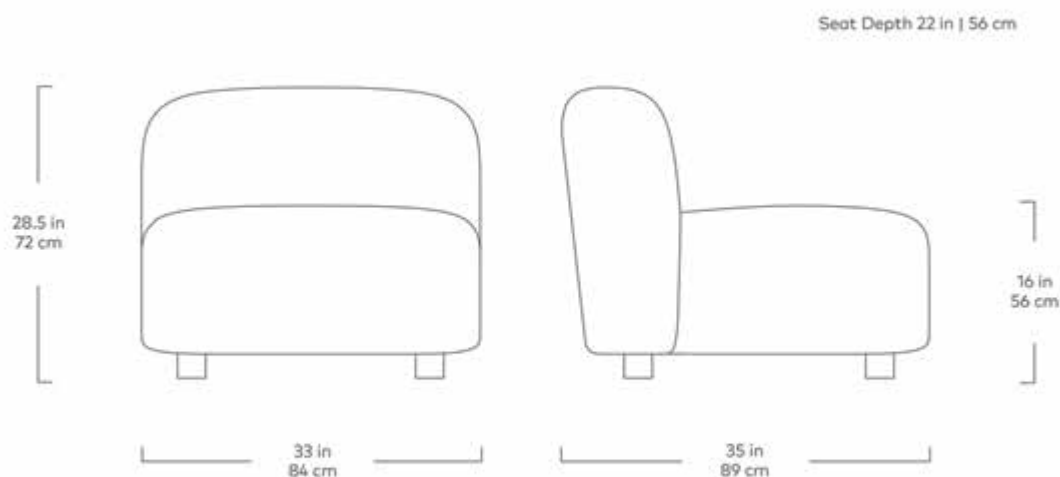


Merino  
Cream

The Circuit Modular Series is a contemporary seating collection that brings minimalist style to spaces large or small. Circuit's three sleek components—an armless chair, corner and ottoman—feature rounded profiles, with pleasing curves that invite relaxed entertaining and interaction. Rounded, solid natural ash legs complete the look by giving each piece an airy, floating quality perfect for small spaces. Combine the components to create a custom seating configuration that suits your home or work environment—Circuit's compact footprint is particularly well suited to lobbies, breakout rooms, hallways, and urban condominiums. Constructed with kiln-dried FSC®-Certified hardwood in support of responsible forest management.

Design Trade Professionals: We aim to keep our designs in stock and ready to ship quickly for projects on a tight timeline. Designs may be customized with COM and alternate finishes (minimum quantities may apply). Visit [gusmodern.com](http://gusmodern.com) for more information about our Trade & Contract programs.

# Circuit Armless



- Circuit Modular Series utilizes 3 different modular components - Armless, Corner & Ottoman.
- All modular components can be joined using integrated, concealed connectors on underside to securely join them to each other while in sectional, sofa or chaise formation.
- Tight seat and back.
- Upholstered with high resilience polyurethane foam covered in a Dacron wrap.
- Frame is kiln-dried FSC®-Certified hardwood (FSC® 092551).
- Cylindrical, solid FSC® Certified ash legs are finished in a water-based, clear coat finish.
- Plastic bumpers on all legs to prevent floor damage.
- All joints have been stress tested.
- 9 gauge No-Sag, injection-molded sinuous spring clip system.
- Manufactured to meet California TB117-2013 fire safety standards without the use of flame retardant additives in the upholstery foam.





# Elk Chair



Laurentian  
Onyx

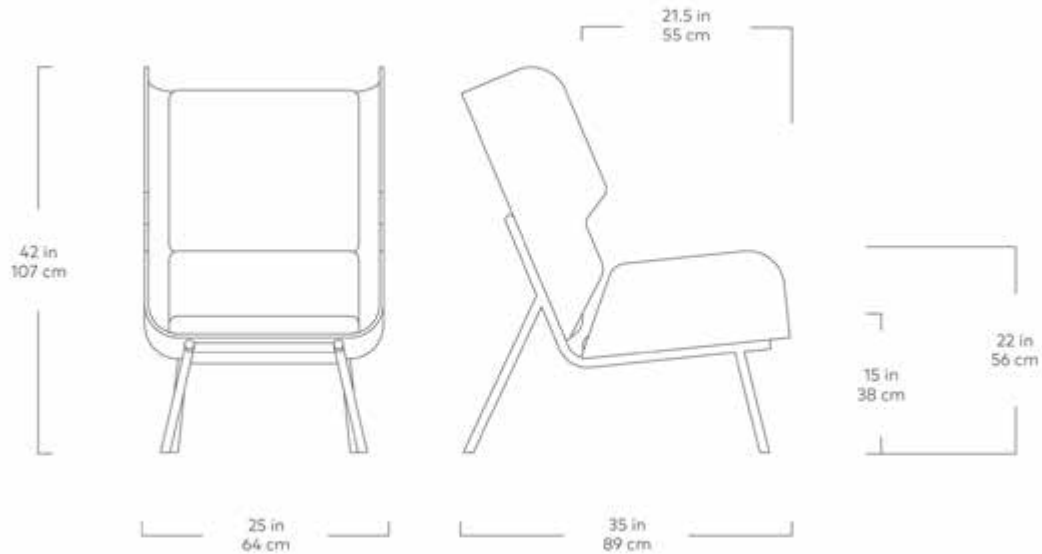


Andorra  
Pewter

The Elk Chair evokes the classic, wingback chair design and updates it with contemporary materials and bold, organic lines. The sculptural frame features low-profile upholstery and precision-cut, bent-ply seat and back panels. The frame is elevated by slender, powder-coated steel legs.

Design Trade Professionals: We aim to keep our designs in stock and ready to ship quickly for projects on a tight timeline. Designs may be customized with COM and alternate finishes (minimum quantities may apply). Visit [gusmodern.com](https://gusmodern.com) for more information about our Trade & Contract programs.

# Elk Chair



- Frame is CNC precision cut, formed plywood, finished in real Walnut.
- Base and legs are black, powder-coated steel.
- Non-marking leveler feet can be adjusted for stability on uneven floor surfaces.
- Manufactured to meet California TB117-2013 fire safety standards without the use of flame retardant additives in the upholstery foam.
- Wood is a natural material, with variations in grain pattern and colour that make each design unique.



# Embassy Chair



Saddle  
Brown  
Leather



Saddle  
Black  
Leather

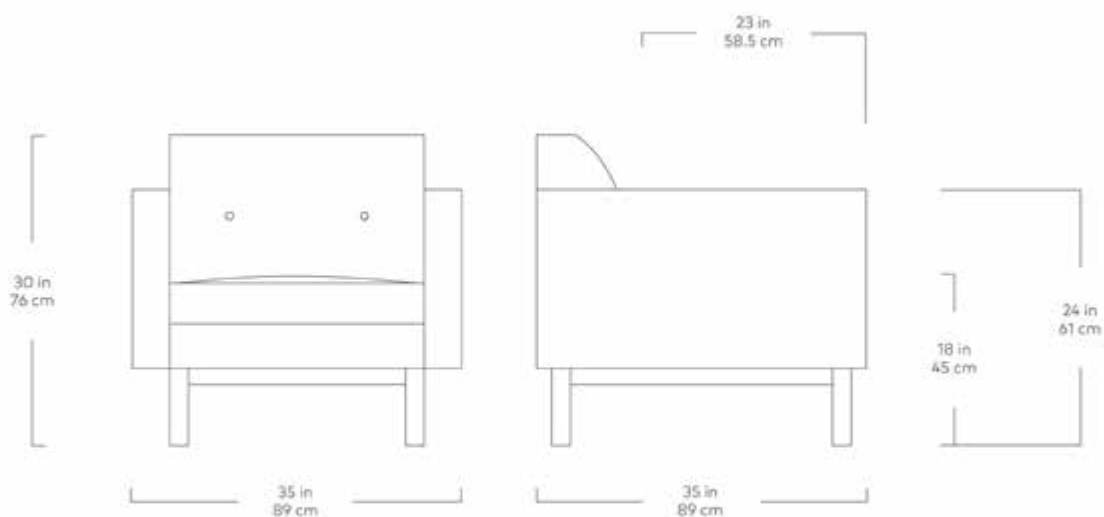


Canyon  
Whiskey  
Leather

The Embassy Chair conveys a classic, mid-century style with tailored proportions and refined details. It features a button-tufted, tight back design with piping details throughout, and seat cushions filled with a luxurious feather blend. The frame is supported by a recessed, solid-wood base. Available in three vintage leathers, chosen for their unique grain characteristics that will age beautifully and develop a rich, natural patina over time. Also available as a sofa. Our leather hides are carefully selected for their raw, natural surface characteristics which make each piece unique.

Design Trade Professionals: We aim to keep our designs in stock and ready to ship quickly for projects on a tight timeline. Designs may be customized with COM and alternate finishes (minimum quantities may apply). Visit [gusmodern.com](https://gusmodern.com) for more information about our Trade & Contract programs.

# Embassy Chair



- Leather is top grain, aniline-dyed.
- Our leathers may have distinct surface characteristics, natural markings, grain pattern and colour variations which differ from hide to hide and from one product to another, making each leather product unique.
- Surface scratches and wear marks on leather are normal and to be expected. Over time they will contribute to the unique personality, patina and visual charm of the design. If desired, scratches and wear marks may be minimized with the use of leather conditioner.
- With all leather products, some stretching over time is normal. This "working in" of the leather only adds to the comfort, softness and character of the design.
- Tight back cushion is button tufted and constructed from medium density polyurethane foam covered in a Dacron wrap.
- Seat cushion is medium density polyurethane foam wrapped with a sterilized feather and poly envelope.
- Legs have walnut stain finish.
- Plastic bumpers on all legs to prevent floor damage.
- Manufactured to meet California TB117-2013 fire safety standards without the use of flame retardant additives in the upholstery foam.
- Matches perfectly with the Embassy Sofa.



# Forme Chair



Boucle  
Dover




Boucle  
Nimbus

Whether you're seeking a cozy place to unwind or wanting to add some understated glamour to your living room, the Forme Chair checks each box with style. Designed in a nubby bouclé fabric, this elegant design brings both textural warmth and an of-the-moment aesthetic to your decor. A high back and sculptural round seat emphasize the cocoon-like shape for a unique perch that will become a charming focal point in any room. Arrange as a standalone accent chair or add another to create a striking pair.

Design Trade Professionals: We aim to keep our designs in stock and ready to ship quickly for projects on a tight timeline. Designs may be customized with COM and alternate finishes (minimum quantities may apply). Visit [gusmodern.com](https://gusmodern.com) for more information about our Trade & Contract programs.

# Forme Chair



- Fully upholstered curved back and seat is crafted with high resiliency polyurethane foam.
- Elastic strap webbing suspension system.
- Plastic leveller feet on base to protect hardwood floors.
- All fabric is California TB117-2013 certified and double rub tested.
- Manufactured to meet California TB117-2013 fire safety standards without the use of flame retardant additives in the upholstery foam.



# Foundry Chair



Andorra  
Almond



Andorra  
Pewter



Copenhagen  
Fossil



Hanson  
Navy



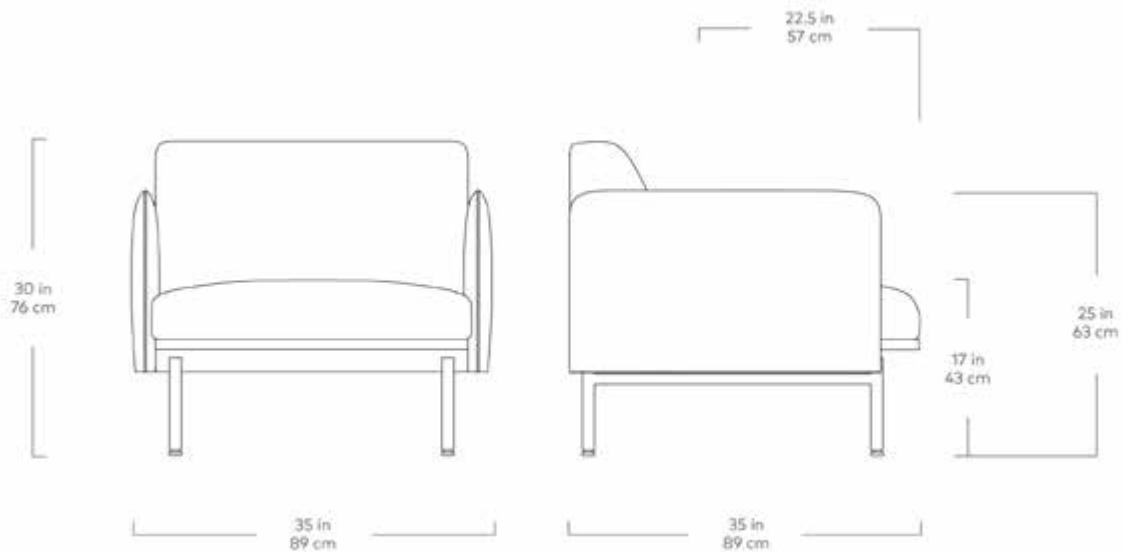
Canyon  
Whiskey  
Leather

Leather not available in Canada

The Foundry Upholstery Series showcases tailored minimalism with details that elevate fashion and function to suit any residential or commercial setting. Inspired by elements of classic Scandinavian design, the Foundry Chair offers ample sophistication as a standalone piece, showcasing striking lines, an extra slender tight back frame and a seat cushion that seems to float above elevated, cylindrical steel legs. A sturdy, steel reinforced FSC®-Certified frame ensures that Foundry holds up in high-traffic environments. Available in fabric and leather. Our leather hides are carefully selected for their raw, natural surface characteristics which make each piece unique.

Design Trade Professionals: We aim to keep our designs in stock and ready to ship quickly for projects on a tight timeline. Designs may be customized with COM and alternate finishes (minimum quantities may apply). Visit [gusmodern.com](https://gusmodern.com) for more information about our Trade & Contract programs.

# Foundry Chair



- Features elegant lines and thin, elevated legs.
- The tight back chair has a removable seat cushion which securely attaches to the base by hook and loop fasteners.
- Seat cushion is crafted from Dacron-wrapped, high resiliency, medium density foam.
- Inner frame is kiln-dried FSC®-Certified hardwood in support of responsible forest management (FSC® 092551).
- Frame is reinforced with steel for long lasting durability.
- 9-gauge No-Sag, sinuous spring suspension system.
- Cylindrical legs are made from black powder-coated steel.
- Non-marking leveler feet can be adjusted for stability on uneven floor surfaces.
- Available without matching Ottoman.
- Manufactured to meet California TB117-2013 fire safety standards without the use of flame retardant additives in the upholstery foam.
- All fabric is California TB117-2013 certified and double rub tested.
- Our leathers may have distinct surface characteristics, natural markings, grain pattern and colour variations which differ from hide to hide and from one product to another, making each leather product unique.
- Surface scratches and wear marks on leather are normal and to be expected. Over time they will contribute to the unique personality, patina and visual charm of the design. If desired, scratches and wear marks may be minimized with the use of leather conditioner.
- With all leather products, some stretching over time is normal. This "working in" of the leather only adds to the comfort, softness and character of the design.





# Foundry Chaise



Andorra  
Almond



Andorra  
Pewter



Copenhagen  
Fossil



Hanson  
Navy



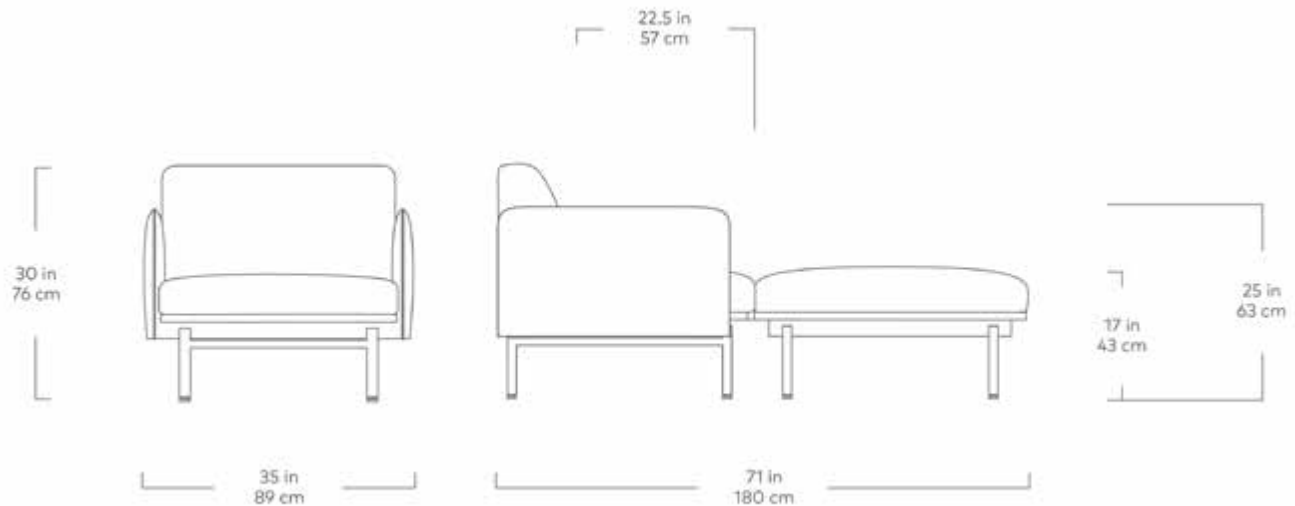
Canyon  
Whiskey  
Leather

Leather not available in Canada

The Foundry Upholstery Series showcases tailored minimalism with details that elevate fashion and function to suit any residential or commercial setting. Inspired by elements of classic Scandinavian design, the Foundry Chaise offers ample sophistication as a standalone piece, showcasing striking lines, an extra slender tight back frame and cushions that seem to float above elevated, cylindrical steel legs. The chair component features a sturdy, steel reinforced FSC®-Certified frame which ensures that Foundry holds up in high-traffic environments. Available in fabric and leather. Our leather hides are carefully selected for their raw, natural surface characteristics which make each piece unique.

Design Trade Professionals: We aim to keep our designs in stock and ready to ship quickly for projects on a tight timeline. Designs may be customized with COM and alternate finishes (minimum quantities may apply). Visit [gusmodern.com](https://gusmodern.com) for more information about our Trade & Contract programs.

# Foundry Chaise




- Features elegant lines and thin, elevated legs.
- The tight back chaise is comprised of two components, a Foundry Chair and a Foundry Ottoman.
- Seat and Ottoman cushion are Dacron-wrapped, high resiliency, medium density foam and securely attaches to the base by hook and loop fasteners.
- Inner frame is kiln-dried FSC®-Certified hardwood in support of responsible forest management (FSC® 092551).
- Frame is reinforced with steel for long lasting durability.
- 9-gauge No-Sag, sinuous spring suspension system.
- Cylindrical legs are made from black powder-coated steel.
- Non-marking leveler feet can be adjusted for stability on uneven floor surfaces.
- Available without matching Ottoman.
- Manufactured to meet California TB117-2013 fire safety standards without the use of flame retardant additives in the upholstery foam.
- All fabric is California TB117-2013 certified and double rub tested.
- Our leathers may have distinct surface characteristics, natural markings, grain pattern and colour variations which differ from hide to hide and from one product to another, making each leather product unique.
- Surface scratches and wear marks on leather are normal and to be expected. Over time they will contribute to the unique personality, patina and visual charm of the design. If desired, scratches and wear marks may be minimized with the use of leather conditioner.
- With all leather products, some stretching over time is normal. This "working in" of the leather only adds to the comfort, softness and character of the design.



# Fulton Chair



Mosaic  
Shell



Node  
Nocture

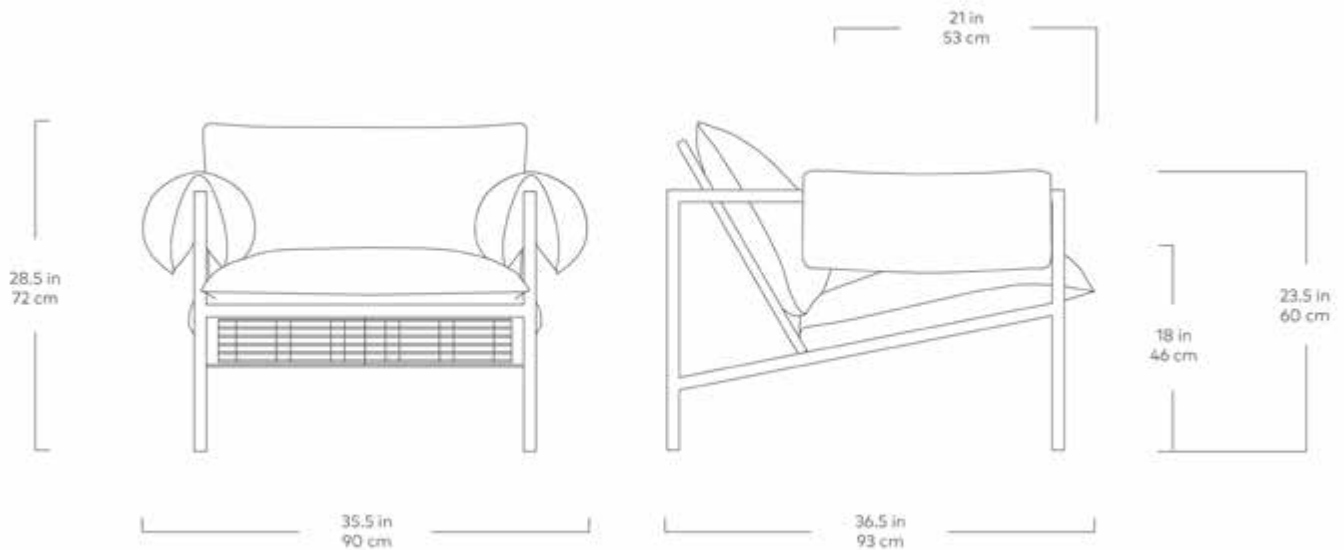


Rosslyn  
Argent

Ease back and relax with the Fulton Chair, a study in aesthetic balance and proportion that contemporizes Brazilian Mid-century style. Cushion-wrapped arms and plush, organic upholstery take the edge off a sturdy steel foundation, angled precisely to achieve just the right combination of comfort and support. The mixed materials work harmoniously to create an original design that will draw you in and soothe both body and mind. Works well in pairs and is suitable for residential or commercial interiors.

Design Trade Professionals: We aim to keep our designs in stock and ready to ship quickly for projects on a tight timeline. Designs may be customized with COM and alternate finishes (minimum quantities may apply). Visit [gusmodern.com](https://gusmodern.com) for more information about our Trade & Contract programs.


# Fulton Chair



- Back and side bolster cushions contain an eco-friendly, synthetic-down fill made from 362 recycled plastic water bottles.
- Seat cushion is crafted with high resiliency polyurethane foam covered in a Dacron wrap to maintain shape.
- Reversible seat and back cushions.
- Velcro attachments on the underside of side bolster cushions helps with a secure placement on the metal frame.
- The Mosaic Shell fabric is an exclusive checkerboard pattern designed by Gus\* Modern. This distinctive textile has a unique look and is inspired by wabi-sabi aesthetics and principles.
- Upholstered back panel gives the chair a clean, seamless look.
- Webbed suspension system for added comfort.
- Bench-made, powder-coated steel frame.
- Non-marking leveler feet can be adjusted for stability on uneven floor surfaces.
- Manufactured to comply with California Prop Phase 2 standards.
- Manufactured to meet California TB117-2013 fire safety standards without the use of flame retardant additives in the upholstery foam.



# GT Rocker



Lino  
Birch/  
White



Lino  
Birch/  
Black



Andorra  
Pewter/  
Black

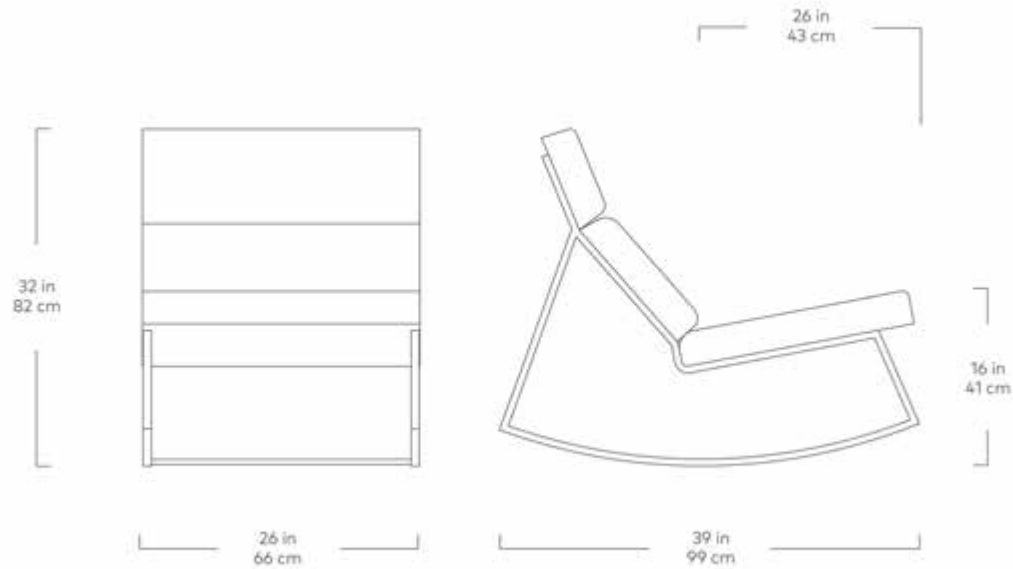


Copenhagen  
Fossil/  
Black

The Gus\* version of the perfect modern rocking chair; featuring a powder coated frame with architecturally-styled cushions inspired by airport lounge seating and 70's car interiors. Constructed with FSC®-Certified hardwood in support of responsible forest management.

Design Trade Professionals: We aim to keep our designs in stock and ready to ship quickly for projects on a tight timeline. Designs may be customized with COM and alternate finishes (minimum quantities may apply). Visit [gusmodern.com](http://gusmodern.com) for more information about our Trade & Contract programs.

# GT Rocker



- Bench-made, solid steel rocker frame.
- Steel frame is finished in durable powder-coat.
- Fabric/finish options are as shown in product images.
- Felt strips on the bottom of rockers to protect hardwood floors.
- Three cushion panels are attached to the steel frame.
- Cushion fill is Dacron wrapped to maintain shape.
- Manufactured to meet California TB117-2013 fire safety standards without the use of flame retardant additives in the upholstery foam.
- Constructed using, FSC®-Certified hardwood (FSC® 092551).



# Halifax Chair

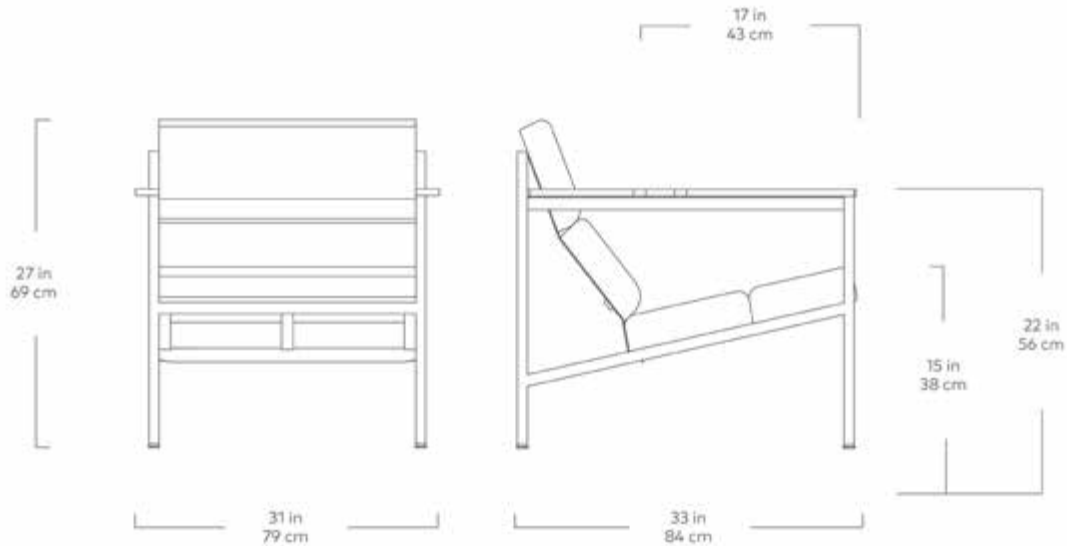


Andorra  
Almond

The Halifax is a contemporary accent chair with a laid-back, industrial feel. Faceted upholstery panels rest on a precision welded, powder-coated steel frame. Solid wood, paddle armrests help soften the strong lines of this unique design. Upholstered panels use FSC®- Certified hardwood products in support of responsible forest management.

Design Trade Professionals: We aim to keep our designs in stock and ready to ship quickly for projects on a tight timeline. Designs may be customized with COM and alternate finishes (minimum quantities may apply). Visit [gusmodern.com](http://gusmodern.com) for more information about our Trade & Contract programs.

# Halifax Chair



- Bench-made, solid steel frame.
- Frame is finished in durable powder-coat.
- Paddle armrests have exposed ply edges and walnut or painted ash finish.
- Durable, oil-based polyurethane finish on armrests.
- Bumpers on the bottom of legs to protect hardwood floors.
- Four cushion panels are attached to the steel frame.
- Constructed using, FSC®-Certified hardwood (FSC® 092551).
- Cushion panels are crafted with high resiliency polyurethane foam covered in a Dacron wrap to maintain shape.
- Manufactured to meet California TB117-2013 fire safety standards without the use of flame retardant additives in the upholstery foam.
- Wood is a natural material, with variations in grain pattern and colour that make each design unique.





# Highline Chair



Merino  
Cream



Merino  
Dapple



Helio  
Avenue

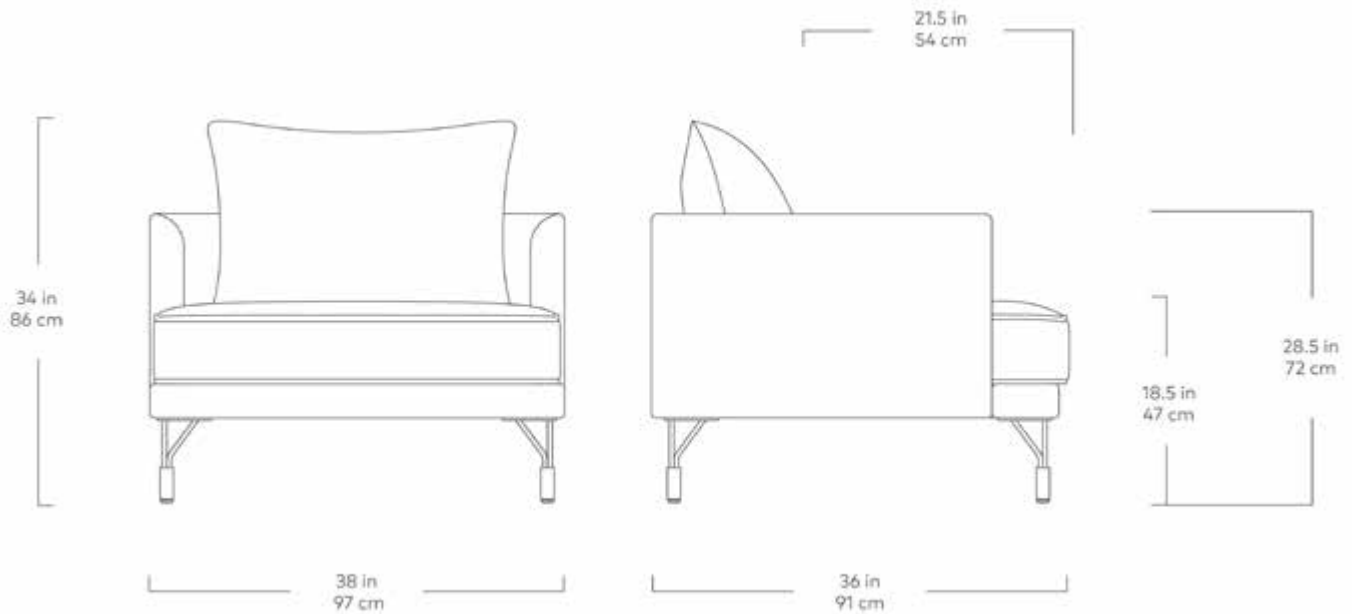


Helio  
Tux

The Highline Chair pairs elegant proportions with industrial details and eco-friendly materials to create a design that will elevate any room. Gracefully curved arms, French seam detailing, and loose, luxurious cushions all contrast architectural steel legs to conjure an aesthetic which is both timeless and contemporary. The back cushions use our signature, eco-friendly synthetic-down - a material that is created through a process that benefits the environment by diverting plastic bottles away from landfills, waterways and oceans. The sofa frame is constructed with durable, kiln-dried FSC®-Certified hardwood in support of responsible forest management.

Design Trade Professionals: We aim to keep our designs in stock and ready to ship quickly for projects on a tight timeline. Designs may be customized with COM and alternate finishes (minimum quantities may apply). Visit [guscontract.com](https://guscontract.com) for more information about our Trade & Contract programs.

# Highline Chair



- Reversible back cushion contains an eco-friendly, synthetic-down fill made from 205 recycled plastic water bottles.
- Reversible seat cushion is crafted with high resiliency medium density foam covered in a Dacron wrap.
- Piped seam detailing on arms and back.
- A slim platform gives the illusion of the design sitting higher off the ground.
- Durable inner frame constructed with steel and kiln-dried FSC® Certified hardwood, in support of responsible forest management (FSC® 092551).
- Non-marking leveler feet can be adjusted for stability on uneven floor surfaces.
- No-Sag, sinuous spring suspension system.
- All joints have been stress tested.
- Manufactured to comply with California Prop Phase 2 standards.
- Manufactured to meet California TB117-2013 fire safety standards without the use of flame retardant additives in the upholstery foam.
- All fabric is California TB117-2013 certified and double rub tested.



# Hilary Chair



Pixel  
Saffron



Pixel  
Shale

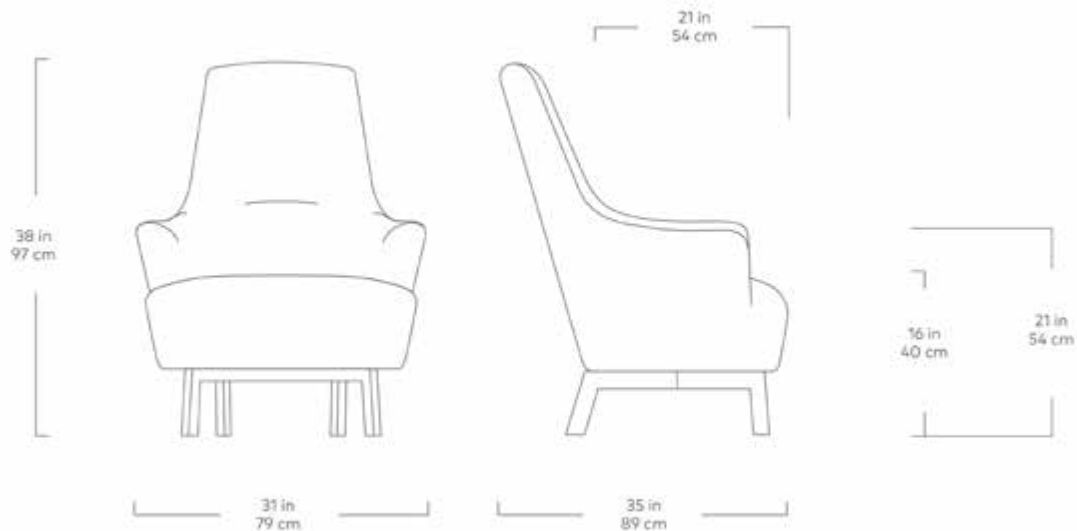


Pixel  
Truffle

Combining fluid curves and tailored lines, the Hilary Chair is a contemporary take on mid-century Scandinavian style. A channel-stitch detail on the backrest adds subtle interest and unbroken piping along the arms and back emphasizes Hilary sculptural form. With its high back support and splayed angular wood base, the Hilary is designed for relaxing in style. Constructed with kiln-dried FSC®-Certified hardwood in support of responsible forest management, and select fabric is made from 100% recycled plastic bottles, diverted from landfills and waterways, then repurposed into upholstery material.

Design Trade Professionals: We aim to keep our designs in stock and ready to ship quickly for projects on a tight timeline. Designs may be customized with COM and alternate finishes (minimum quantities may apply). Visit [gusmodern.com](https://gusmodern.com) for more information about our Trade & Contract programs.

# Hilary Chair




- Features unbroken, tailored piping along the arms and back.
- Splayed angular wood base provides architectural detail.
- Pixel fabric is recycled PET, eco-friendly and upcycled from 169 recycled plastic water bottles.
- Pixel Fabric is OEKO-TEX® Standard 100 Certified.
- Plastic bumpers on all legs to protect hardwood floors.
- Kiln-dried FSC®-Certified hardwood inner frame (FSC® 092551).
- Manufactured to meet California TB117-2013 fire safety standards without the use of flame retardant additives in the upholstery foam.
- Wood is a natural material, with variations in grain pattern and colour that make each design unique.



# Kelso Chair



Lariat  
Aberdeen

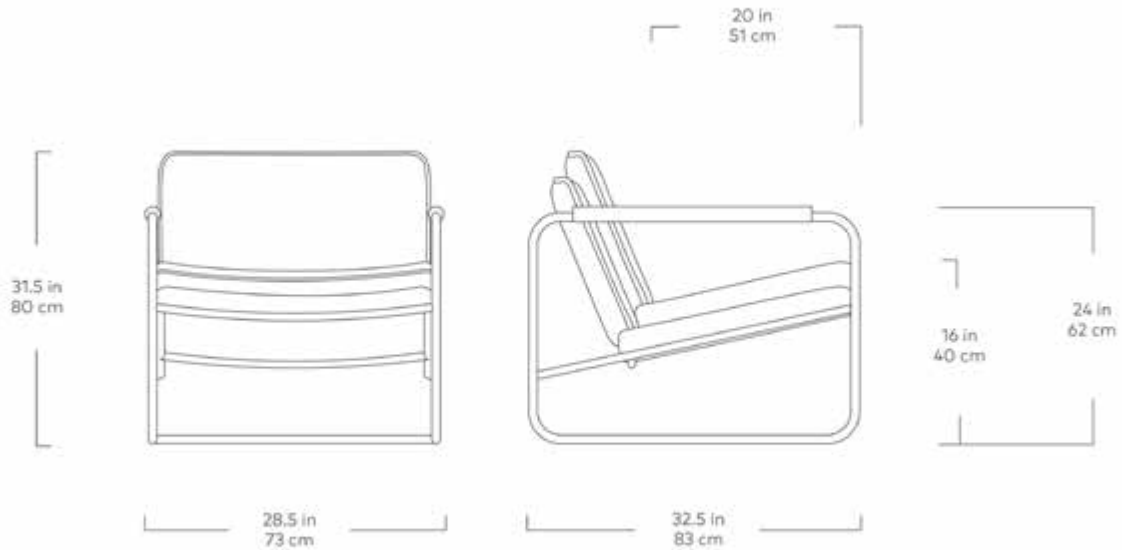


Lariat  
Savannah

The design goal for Kelso was to create a visually striking accent chair that didn't sacrifice comfort for style. This was achieved by clever use of materials and construction, resulting in an extraordinary chair that looks as good as it feels when lounging in it. Details like a tubular steel frame and integrated wood dowel armrests give Kelso a confident, industrial-modern aesthetic which is juxtaposed against delicate, knife-edge seat and back cushions that offer a surprisingly comfy place to relax. Fabric with a nubuck-like feel was chosen to further enhance the chair's allure and give it a warm, tactile quality.

Design Trade Professionals: We aim to keep our designs in stock and ready to ship quickly for projects on a tight timeline. Designs may be customized with COM and alternate finishes (minimum quantities may apply). Visit [gusmodern.com](https://gusmodern.com) for more information about our Trade & Contract programs.

# Kelso Chair




- Knife-edge, pillow top seat and back cushions are crafted with Dacron-wrapped, high resiliency, medium density foam.
- Velcro attachments underneath cushions for a secure connection to upholstered frame.
- Kiln-dried FSC®-Certified hardwood (FSC® 092551) wood frame with an elastic webbing suspension system.
- Bench-made, powder-coated solid steel, sled base frame with solid FSC®-Certified ash or walnut arm detailing.
- Non-marking leveler feet integrated into base to protect hardwood floors and can be adjusted for stability on uneven floor surfaces.
- Manufactured to meet California TB117-2013 fire safety standards without the use of flame retardant additives in the upholstery foam.
- Wood is a natural material, with variations in grain pattern and colour that make each design unique.



# Labrador Chair



Auckland  
Bluff

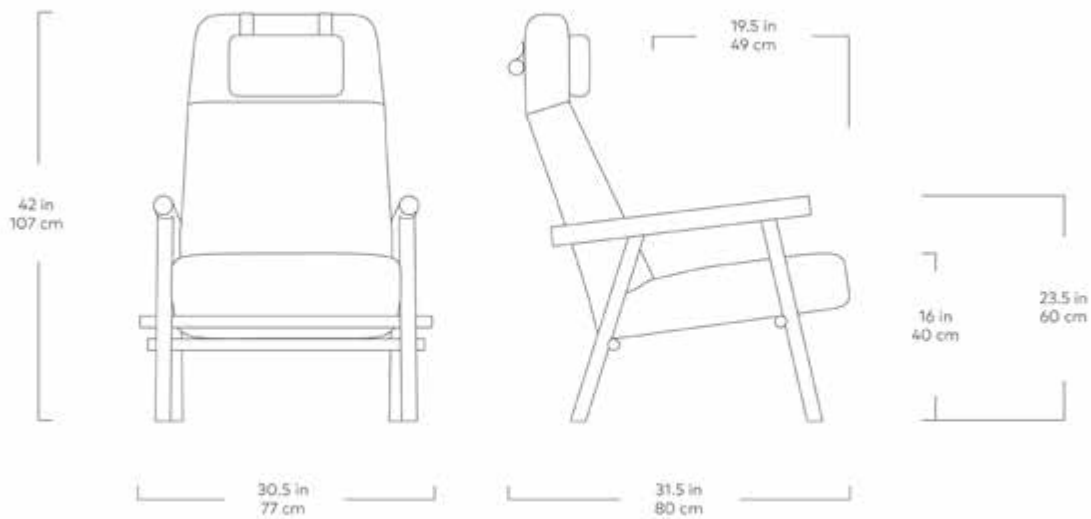


Auckland  
Willow

A rugged, eco-friendly take on modernism, the Labrador is a unique accent chair that invokes calm and lightness, with elements reduced to their essential forms. Its Scandinavian-inspired look is achieved using natural materials like solid ash and hand-stitched leather. Wood is FSC®-Certified to support responsible forest management, and faux-wool coverings are made from 100% recycled plastic bottles, diverted from landfills and waterways, then repurposed into a plush upholstery material. The headrest can be adjusted using a clever leather and wood counterweight to achieve optimal lounging position. An optional, matching footrest is available.

Design Trade Professionals: We aim to keep our designs in stock and ready to ship quickly for projects on a tight timeline. Designs may be customized with COM and alternate finishes (minimum quantities may apply). Visit [gusmodern.com](https://gusmodern.com) for more information about our Trade & Contract programs.

# Labrador Chair



- Faux wool fabric is 100% recycled PET, eco-friendly and upcycled from 94 recycled plastic water bottles.
- Solid wood dowel frame features armrests and base crafted from solid ash.
- Frame is FSC®-Certified in support of responsible forest management (FSC® 092551).
- Clear coat finish on all dowels.
- One piece seat and back and headrest is crafted with high resiliency medium density polyurethane foam.
- Webbed suspension system for comfort.
- Removable, adjustable headrest features a solid wood dowel counterweight with leather straps in Canyon Whiskey leather.
- Wood is a natural material, with variations in grain pattern and colour that make each design unique.
- Tack glide feet on legs to protect hardwood floors.
- Manufactured to meet California TB117-2013 fire safety standards without the use of flame retardant additives in the upholstery foam.
- All fabric is California TB117-2013 certified and double rub tested.
- Our leathers have been chosen for their raw, natural beauty. They may have distinct surface characteristics, natural markings, and colour variations which differ from hide to hide and from one product to another, making each leather product unique.






# Labrador Chair & Ottoman



Auckland  
Bluff

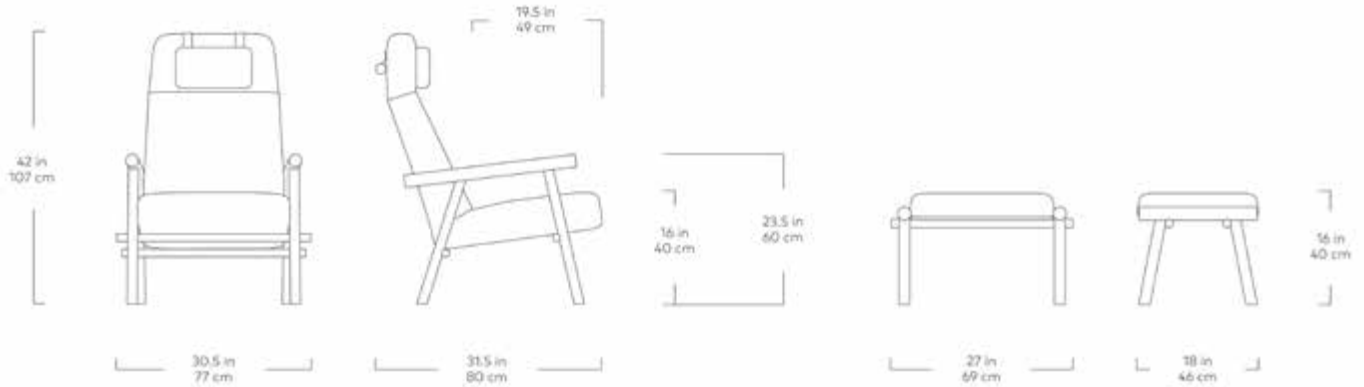


Auckland  
Willow

A rugged, eco-friendly take on modernism, the Labrador is a unique design that invokes calm and lightness, with elements reduced to their essential forms. Its Scandinavian-inspired look is achieved using natural materials like solid ash and hand-stitched leather. Wood is FSC®- Certified to support responsible forest management, and faux-wool coverings are made from 100% recycled plastic bottles, diverted from landfills and waterways, then repurposed into a plush upholstery material. The headrest can be adjusted using a clever leather and wood counterweight to achieve optimal lounging position, enhanced even further by a matching footrest.

Design Trade Professionals: We aim to keep our designs in stock and ready to ship quickly for projects on a tight timeline. Designs may be customized with COM and alternate finishes (minimum quantities may apply). Visit [gusmodern.com](https://gusmodern.com) for more information about our Trade & Contract programs.

# Labrador Chair & Ottoman



- Faux wool fabric is 100% recycled PET, eco-friendly and upcycled from 94 recycled plastic water bottles.
- Solid wood dowel frame features armrests and base crafted from solid ash.
- Frame is FSC®-Certified in support of responsible forest management (FSC® 092551).
- Clear coat finish on all dowels.
- One piece seat and back and headrest is crafted with high resiliency medium density polyurethane foam.
- Webbed suspension system for comfort.
- Removable, adjustable headrest features a solid wood dowel counterweight with leather straps in Canyon Whiskey leather.
- Wood is a natural material, with variations in grain pattern and colour that make each design unique.
- Tack glide feet on legs to protect hardwood floors.
- Manufactured to meet California TB117-2013 fire safety standards without the use of flame retardant additives in the upholstery foam.
- All fabric is California TB117-2013 certified and double rub tested.
- Our leathers have been chosen for their raw, natural beauty. They may have distinct surface characteristics, natural markings, and colour variations which differ from hide to hide and from one product to another, making each leather product unique.



# Laurel Chair



Merino  
Mocha



Merino  
Cream



Roberts  
Granite

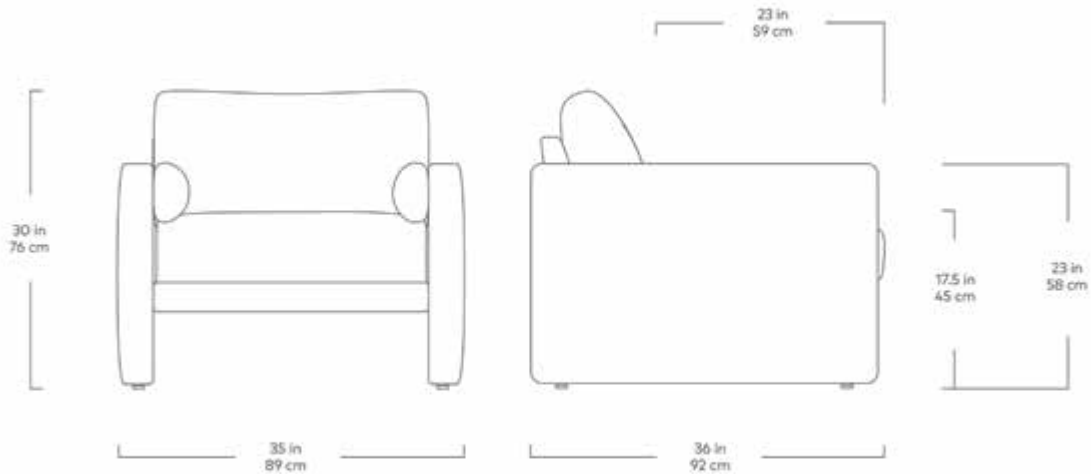


Roberts  
Sauble

With bold right angles and arms that root to the ground, the Laurel Chair's satisfying silhouette creates sleek geometries that harmonize with modern interiors. Blending post-modern aesthetics with a Nordic design sensibility, this chair is more than a stylish place to lounge. The suspended frame floats away from the floor to balance the bold form of the chair with a light, airy quality. Sink into the comfort of feather-fill back cushions and integrated side bolsters as you relax after a long day.

Design Trade Professionals: We aim to keep our designs in stock and ready to ship quickly for projects on a tight timeline. Designs may be customized with COM and alternate finishes (minimum quantities may apply). Visit [guscontract.com](http://guscontract.com) for more information about our Trade & Contract programs.

# Laurel Chair



- Features an aesthetically pleasing back panel detail.
- Cushions are high resiliency polyurethane foam wrapped with a sterilized feather and poly envelope.
- Back cushions are reversible.
- Integrated side bolster cushions.
- A slim platform gives the illusion of the design sitting higher off the ground.
- Non-marking leveler feet can be adjusted for stability on uneven floor surfaces.
- No-Sag, sinuous spring suspension system.
- All joints have been stress tested.
- All fabric is California TB117-2013 certified and double rub tested.
- Manufactured to meet California TB117-2013 fire safety standards without the use of flame retardant additives in the upholstery foam.



# Lodge Chair



Andorra  
Pewter



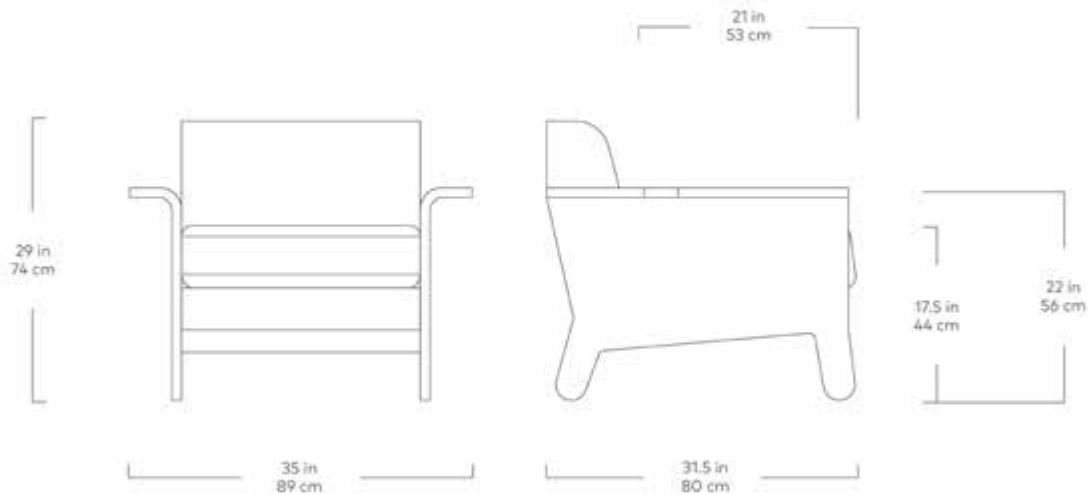
Saddle  
Brown  
Leather

Leather not available in Canada

The Lodge Chair is a contemporary club chair with playful, bent ply arms and a sculptural profile. This unique design is available with fabric or top-grain leather upholstery to contrast a walnut-finished exterior frame. The inner frame is constructed with kiln-dried FSC®-Certified hardwood.

Design Trade Professionals: We aim to keep our designs in stock and ready to ship quickly for projects on a tight timeline. Designs may be customized with COM and alternate finishes (minimum quantities may apply). Visit [gusmodern.com](http://gusmodern.com) for more information about our Trade & Contract programs.

# Lodge Chair



- Available with fabric or top-grain leather upholstery.
- Side panels are CNC precision-cut, formed plywood panels finished in real Walnut wood veneer.
- Inner frame is kiln-dried, FSC®-Certified hardwood (FSC® 092551).
- Manufactured to meet California TB117-2013 fire safety standards without the use of flame retardant additives in the upholstery foam.
- Wood is a natural material, with variations in grain pattern and colour that make each design unique.
- Our leathers may have distinct surface characteristics, natural markings, grain pattern and colour variations which differ from hide to hide and from one product to another, making each leather product unique.
- Surface scratches and wear marks on leather are normal and to be expected. Over time they will contribute to the unique personality, patina and visual charm of the design. If desired, scratches and wear marks may be minimized with the use of leather conditioner.
- With all leather products, some stretching over time is normal. This "working in" of the leather only adds to the comfort, softness and character of the design.



# Mulholland Chair



Caledon  
Antler



Caledon  
Cinder



Caledon  
Sedona

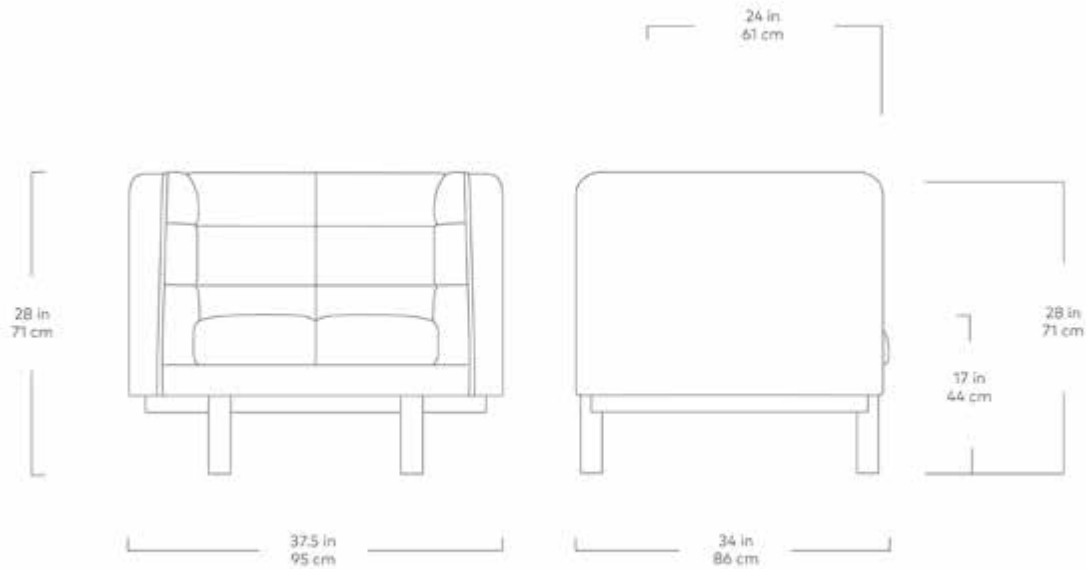


Parliament  
Stone

Drawing inspiration from both mid-century and contemporary influences, the Mulholland Chair is a tailored design with distinctive tufting on the seat, arms and back that creates subtle character and an attractive, modern aesthetic. With no cushions to adjust, the tuxedo-style frame creates an enveloping space where everything stays in place and looks beautiful day after day. An eco-friendly, solid wood perimeter base with notched-dowel leg details softens the overall look and adds warmth to the design. All wood inside and out is FSC®-certified in support of responsible forest management. Part of the Mulholland Series, the Chair matches perfectly with the Mulholland Lounge, Sofa and Bi-Sectional.

Design Trade Professionals: We aim to keep our designs in stock and ready to ship quickly for projects on a tight timeline. Designs may be customized with COM and alternate finishes (minimum quantities may apply). Visit [gusmodern.com](https://gusmodern.com) for more information about our Trade & Contract programs.

# Mulholland Chair



- Features a modern tuxedo frame (arms and back are at the same height).
- Blind-tufted upholstery on seat, back, and arms.
- Delicate piping detail on arms.
- Solid wood perimeter base and dowel legs are crafted from solid ash.
- Solid Ash is FSC®-Certified in support of responsible forest management (FSC® 092551).
- Non-marking tack glide feet on the bottom of legs to protect hardwood floors.
- Kiln-dried FSC®-Certified hardwood inner frame (FSC® 092551).
- Manufactured to meet California TB117-2013 fire safety standards without the use of flame retardant additives in the upholstery foam.
- Part of the Mulholland Series, the Chair matches perfectly with the Mulholland Sofa, Bi- Sectional and Lounge.





# Nexus Armless



Parliament  
Stone



Parliament  
Coffee

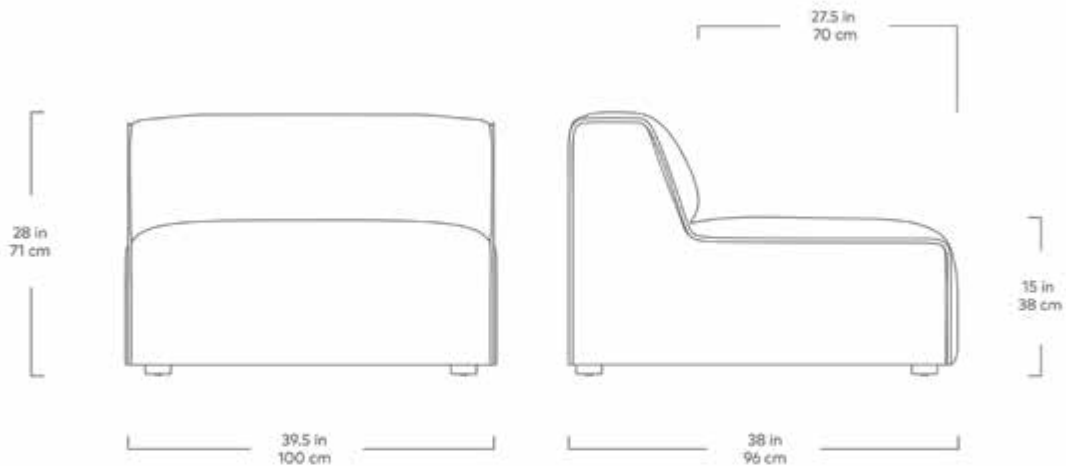


Parliament  
Lake

The Nexus Modular Collection is based on a pair of seating components (Chair and Chaise) which can be combined in a myriad of ways to create a sofa or sectional that is custom-designed for your space. With a low-profile silhouette, and chunky, piped-edge details, the Nexus balances clean-lined Minimalism with a relaxed, bohemian vibe. The kiln-dried hardwood frame and block feet are constructed from FSC®-Certified hardwood, in support of responsible forest management. Nexus uses a clean, ultra soft, long-strand fiber fill material that offers the comfort and feel of traditional waterfowl down. This material is created through a process that benefits the environment by diverting 315 plastic bottles away from landfills, waterways and oceans for each Nexus Chair we build.

Design Trade Professionals: We aim to keep our designs in stock and ready to ship quickly for projects on a tight timeline. Designs may be customized with COM and alternate finishes (minimum quantities may apply). Visit [gusmodern.com](https://gusmodern.com) for more information about our Trade & Contract programs.

# Nexus Armless




- Seat and inside back of each component is upholstered in a quilted fabric, while the side panels are plain.
- Chunky, piped-edge details add to the relaxed feel.
- Cushions contain an eco-friendly, synthetic-down fill made from 315 recycled plastic water bottles.
- Wood block feet are FSC®-Certified Ash in a black stain.
- Plastic bumpers on all feet to prevent floor damage.
- Each component includes concealed connectors to securely join them to each other while in sectional or sofa configuration.
- 9 gauge No-Sag, injection-molded sinuous spring clip system.
- All joints have been stress tested.
- Manufactured to meet California TB117-213 fire safety standards without the use of flame retardant additives in the upholstery foam.
- Kiln-dried FSC®-Certified hardwood frame (FSC® 092551).



# Nord Chair



Casella  
Grove



Casella  
Mink



Casella  
Slate

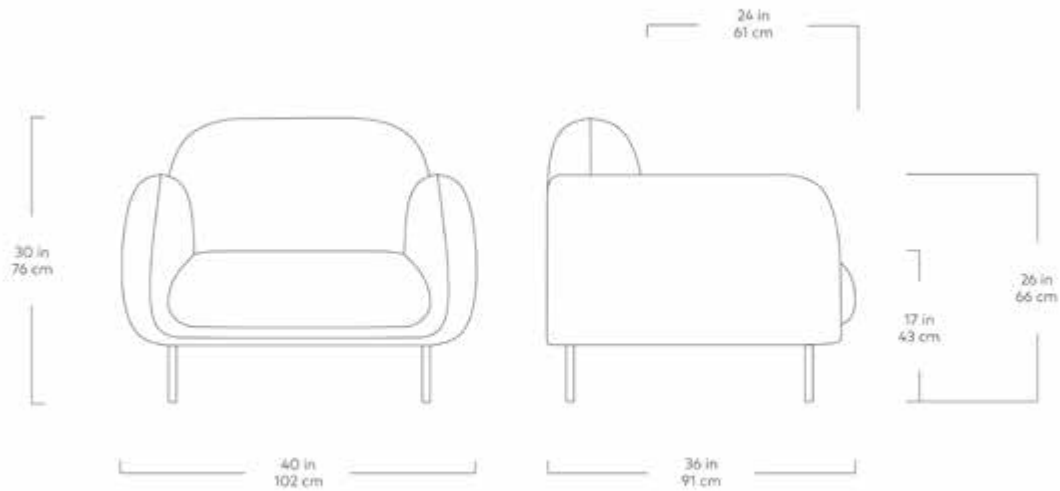


Rousseau  
Barley

Envelop yourself in mod luxury with the plush and sophisticated Nord Chair. With an elegant, curved silhouette, the Nord Chair invites you to sink in and stay awhile, with a retro yet timeless shape that's emphasized by an ample, low profile back and feminine curved arms. Each piece has been expertly crafted in lush fabric, with a tight seat and back atop black steel legs that add a modern touch to the piece's striking '70s-inspired sensibilities.

Design Trade Professionals: We aim to keep our designs in stock and ready to ship quickly for projects on a tight timeline. Designs may be customized with COM and alternate finishes (minimum quantities may apply). Visit [guscontract.com](https://guscontract.com) for more information about our Trade & Contract programs.

# Nord Chair



- Tight back, seat and arms.
- Created with high resiliency polyurethane foam.
- Kiln-dried wood frame with elastic webbing suspension system.
- Black powder-coated steel tubular legs.
- Leveller feet to protect hardwood floors.
- All joints have been stress tested.
- 9 gauge No-Sag, injection-molded sinuous spring clip system.
- All joints have been stress tested.
- All fabric is California TB117-2013 certified and double rub tested.
- Manufactured to meet California TB117-2013 fire safety standards without the use of flame retardant additives in the upholstery foam.



# Soren Chair

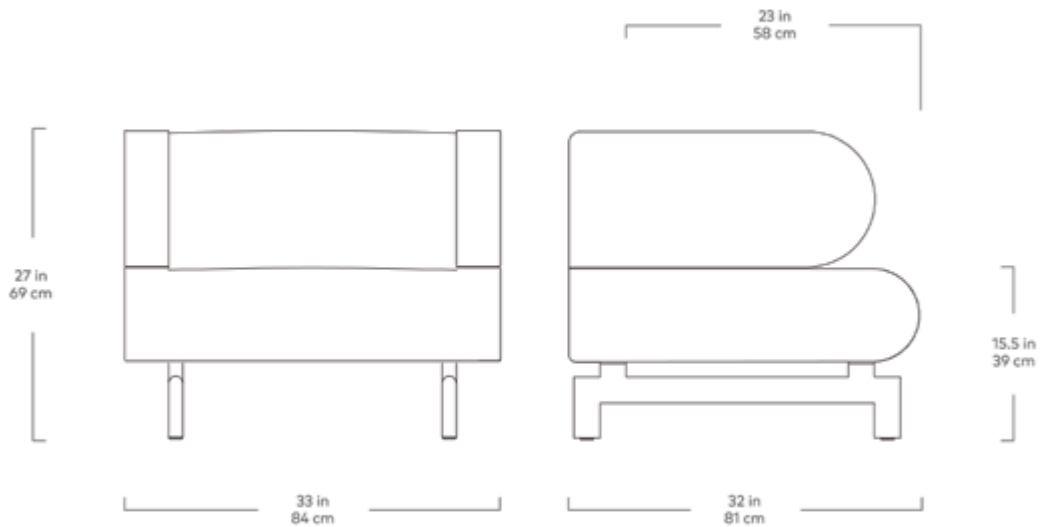


Dawson  
Moon

The Soren Chair showcases a contemporary take on refined comfort. Sculptural design is the hallmark of the Soren Series: geometric forms, bold curves, and a black, steel base create a subtly playful aesthetic that has ample sophistication to hold its own as a centerpiece. The minimalist look of the tight seat and back, and the airy feel of the raised base complete Soren's modern, architectural design. The frame is constructed with kiln-dried FSC®-Certified hardwood in support of responsible forest management.

Design Trade Professionals: We aim to keep our designs in stock and ready to ship quickly for projects on a tight timeline. Designs may be customized with COM and alternate finishes (minimum quantities may apply). Visit [gusmodern.com](http://gusmodern.com) for more information about our Trade & Contract programs.

# Soren Chair




- Tight back, seat and arms.
- Upholstered with high resilience polyurethane foam covered in a Dacron wrap.
- Precision welded, oval tube steel base.
- Inset base is black, powder-coated steel.
- Frame is kiln-dried FSC®-Certified hardwood (FSC® C092551).
- All joints have been stress tested.
- Manufactured to meet California TB117-2013 fire safety standards without the use of flame retardant additives in the upholstery foam.



# Tallinn Chair



Copenhagen  
Terra



Copenhagen  
Fossil



Copenhagen  
Iron

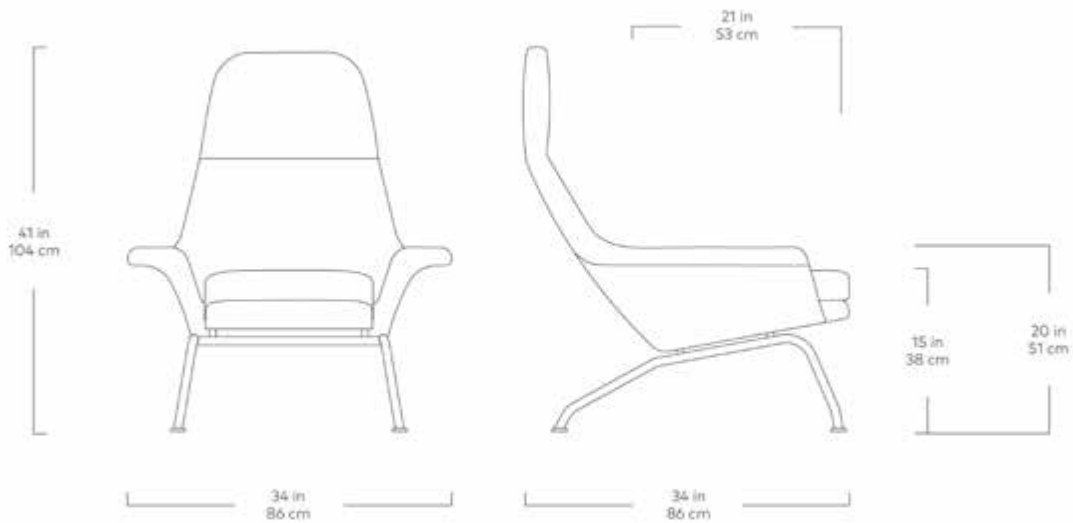


Copenhagen  
Sea

The Tallinn Chair makes a unique statement of sophisticated comfort with its regal stature and inviting details. The chair's silhouette echoes the refined style of notable Scandinavian archetypes while introducing contemporary details that give Tallinn its distinctive aesthetic. With an inner steel frame and slim, gently curved legs, Tallinn combines strength and durability with elevated elements to create a design that can anchor any room.

Design Trade Professionals: We aim to keep our designs in stock and ready to ship quickly for projects on a tight timeline. Designs may be customized with COM and alternate finishes (minimum quantities may apply). Visit [gusmodern.com](https://gusmodern.com) for more information about our Trade & Contract programs.

# Tallinn Chair



- Features subtle curves and fluid, elegant lines.
- Chair constructed with a steel inner frame inside a molded foam body for long lasting durability.
- Loose seat cushion is crafted from polyurethane foam.
- Exposed, black powder-coated, curved metal base provides architectural detail and visual interest.
- Felt pads on all legs to protect hardwood floors.
- Matching Tallinn Ottoman sold separately.
- Manufactured to meet California TB117-2013 fire safety standards without the use of flame retardant additives in the upholstery foam.
- All fabric is California TB117-2013 certified and double rub tested.





# Tallinn Chair & Ottoman



Copenhagen  
Terra



Copenhagen  
Fossil



Copenhagen  
Iron

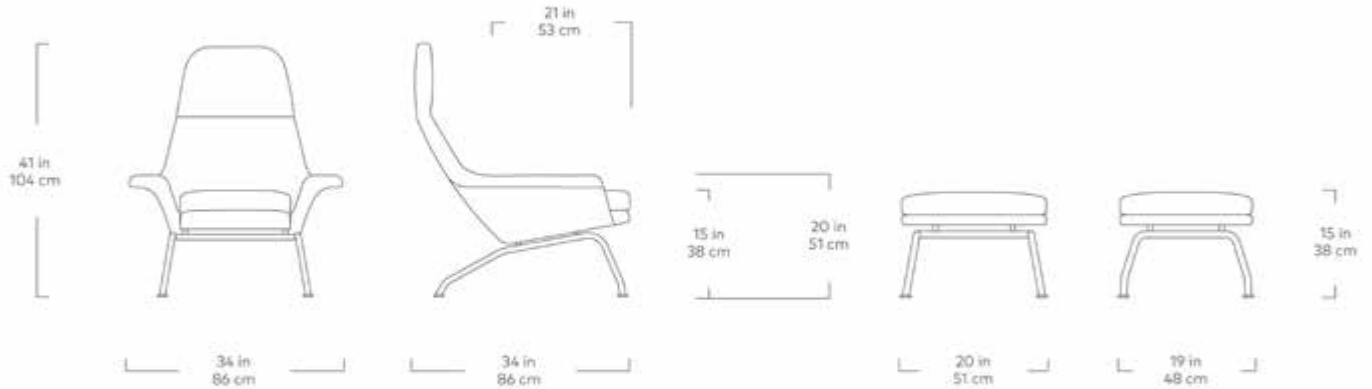


Copenhagen  
Sea

The Tallinn Chair + Ottoman make a unique statement with their sculptural curves and thoughtfully-designed details. The chair's silhouette echoes the refined style of notable Scandinavian archetypes, while introducing contemporary elements that give Tallinn its striking aesthetic. With an inner steel frame, graceful armrests and distinctive legs, Tallinn is an iconic lounge chair to anchor any room.

Design Trade Professionals: We aim to keep our designs in stock and ready to ship quickly for projects on a tight timeline. Designs may be customized with COM and alternate finishes (minimum quantities may apply). Visit [gusmodern.com](https://gusmodern.com) for more information about our Trade & Contract programs.

# Tallinn Chair & Ottoman



- Features subtle curves and fluid, elegant lines.
- Chair constructed with a steel inner frame inside a molded foam body for long lasting durability.
- Loose seat cushion is crafted from polyurethane foam.
- Ottoman cushion is crafted from polyurethane foam, and securely attaches to the plywood base by hook and loop fasteners.
- Ottoman can be used as a footrest or as extra seating.
- Exposed, black powder-coated, curved metal base provides architectural detail and visual interest.
- Felt pads on all legs to protect hardwood floors.
- Available with or without matching Ottoman.
- Manufactured to meet California TB117-2013 fire safety standards without the use of flame retardant additives in the upholstery foam.
- All fabric is California TB117-2013 certified and double rub tested.



# Truss Chair



Vegan  
Appleskin  
Leather  
Cognac



Vegan  
Appleskin  
Leather  
Licorice



Himalaya  
Cloud



Vintage  
Mineral

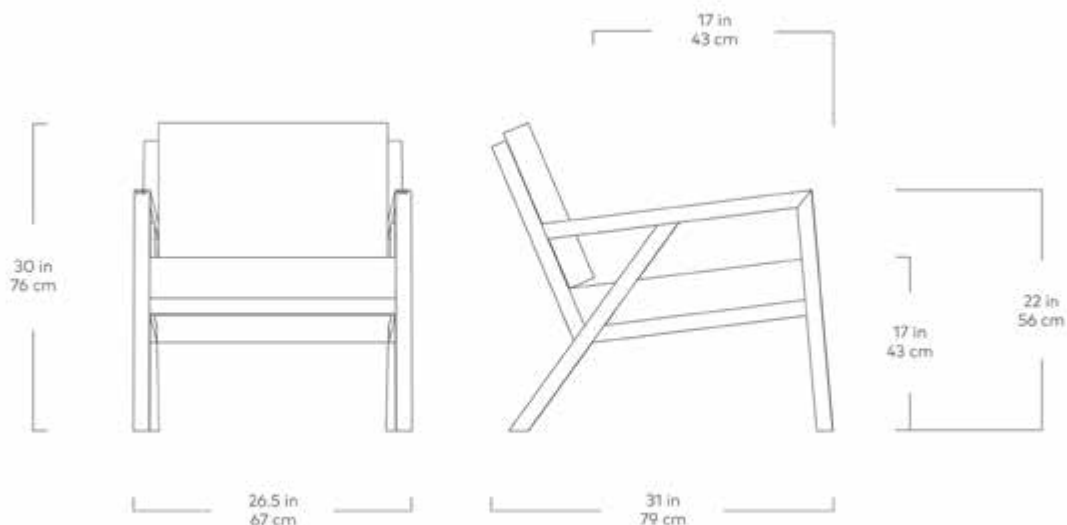


Vintage  
Smoke

Inspired by the work of the Sarasota School of Architecture, the Truss is a mid-century styled chair that features a solid, natural Ash frame and finger joint detailing on the arms. At home in both modern and traditional spaces, this chair brings an appealing, laid-back style to any space. Available in fabric or Vegan AppleSkin™ Leather, our bio-based upholstery material that offers a quality, eco-friendly alternative to leather.

Design Trade Professionals: We aim to keep our designs in stock and ready to ship quickly for projects on a tight timeline. Designs may be customized with COM and alternate finishes (minimum quantities may apply). Visit [gusmodern.com](https://gusmodern.com) for more information about our Trade & Contract programs.

# Truss Chair




- Seat and back cushions are Dacron -wrapped to maintain a structured shape.
- Solid hardwood frame with finger-joint detail on the arms.
- Available in our award-winning, eco-friendly Vegan AppleSkin™ Leather.
- Bumpers on the bottom of legs to protect hardwood floors.
- Frame has a water-based clearcoat finish.
- Manufactured to meet California TB117-2013 fire safety standards without the use of flame retardant additives in the upholstery foam.
- Wood is a natural material, with variations in grain pattern and colour that make each design unique.



# Wallace Chair



Saddle  
Brown  
Leather



Saddle  
Black  
Leather

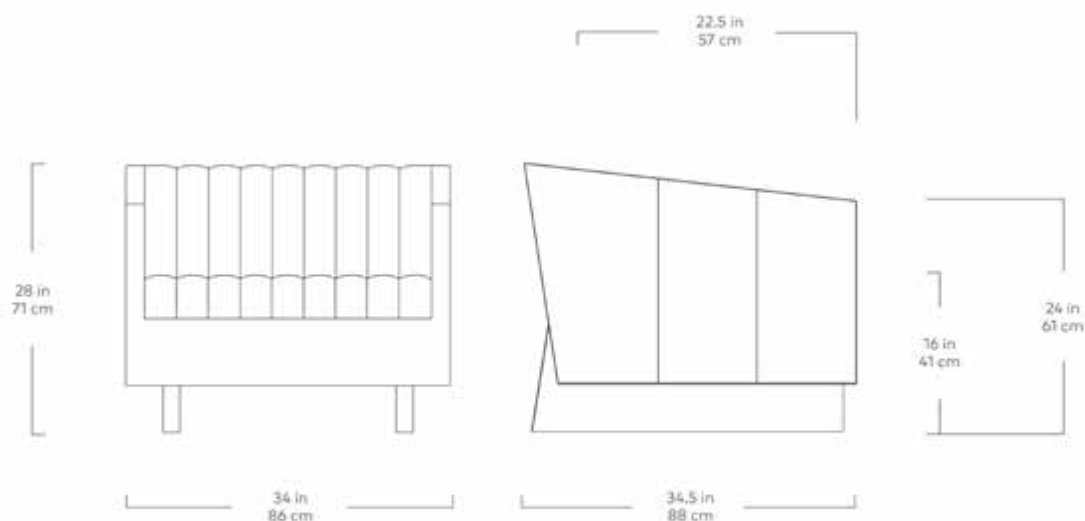


Canyon  
Whiskey  
Leather

The Wallace Chair is a modern reinterpretation of the classic English Chesterfield design. The channel-stitched leather upholstery on the seat, back, and arms creates a surface that is both visually striking and remarkably comfortable. Piping details, sloping armrests and an angular wooden base add sculptural, contemporary flair, while luxurious channeled padding make it perfect for lounging. Available in three vintage leathers, chosen for their unique grain characteristics that will age beautifully and develop a rich natural patina over time. Matches perfectly with the Wallace Sofa.

Design Trade Professionals: We aim to keep our designs in stock and ready to ship quickly for projects on a tight timeline. Designs may be customized with COM and alternate finishes (minimum quantities may apply). Visit [gusmodern.com](http://gusmodern.com) for more information about our Trade & Contract programs.

# Wallace Chair



- Leather is top grain, aniline-dyed.
- Our leathers may have distinct surface characteristics, natural markings, grain pattern and colour variations which differ from hide to hide and from one product to another, making each leather product unique.
- Surface scratches and wear marks on leather are normal and to be expected. Over time they will contribute to the unique personality, patina and visual charm of the design. If desired, scratches and wear marks may be minimized with the use of leather conditioner.
- With all leather products, some stretching over time is normal. This "working in" of the leather only adds to the comfort, softness and character of the design.
- Tight seat and back cushions are medium density polyurethane foam covered in a Dacron wrap.
- Piping along back and seat cushions.
- Sled-style wood base with a walnut stain finish.
- Injection-moulded spring clip supported by a 9-Gauge Sinuous Spring System.
- Plastic bumpers on all legs to prevent floor damage.
- All joints have been stress tested.
- Manufactured to meet California TB117-2013 fire safety standards without the use of flame retardant additives in the upholstery foam.
- CARB (California Air Resources Board) Phase II compliant.



# Wyatt Sling Chair

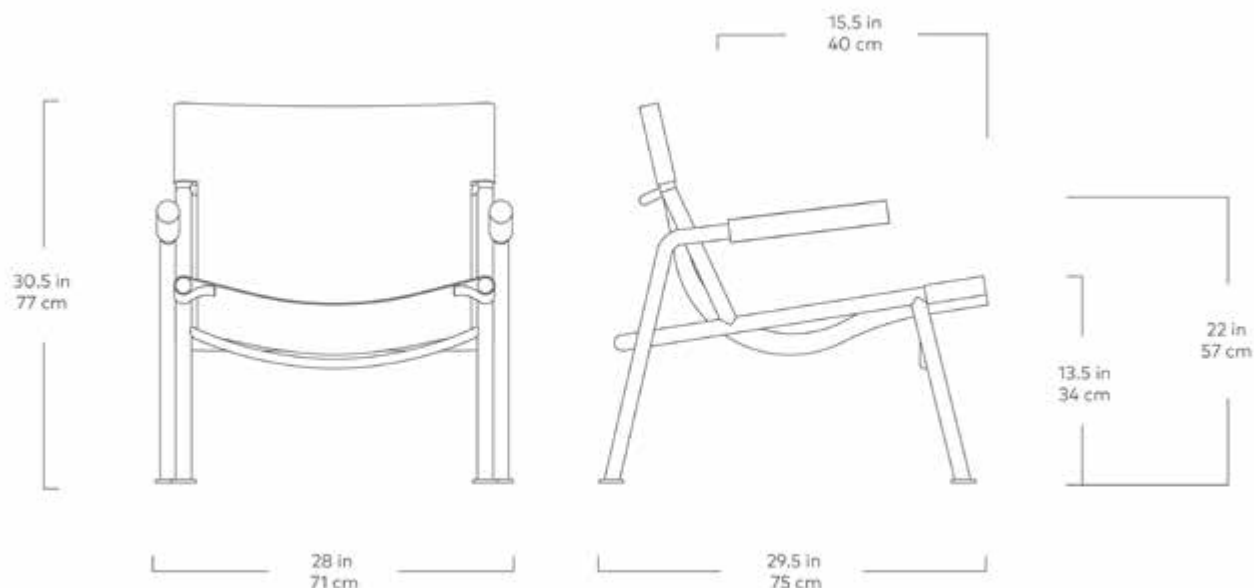


Sorrel  
Havana  
Leather

The Wyatt Sling Chair marries high-design with honest, raw materials to showcase an original design that's engineered for comfort. Suspended over an ergonomic black metal frame with contrasting solid wood arm rests, the vegetable-tanned leather sling creates a sculptural shape that is infinitely inviting. Using age-old techniques and chemical-free, eco-friendly dyes, the tanning process results in a soft leather that cradles the body. Over time, the sling will darken and develop a distinctive, natural patina that adds to this chair's singular charm. A versatile statement-maker, Wyatt is destined to be a household or workplace classic.

Design Trade Professionals: We aim to keep our designs in stock and ready to ship quickly for projects on a tight timeline. Designs may be customized with COM and alternate finishes (minimum quantities may apply). Visit [gusmodern.com](https://gusmodern.com) for more information about our Trade & Contract programs.

# Wyatt Sling Chair



- 100% vegetable tanned belt-leather sling.
- Tanned leather will gradually darken from a light tan to rich caramel over a period of 6-12 months and the rate of change will vary with exposure to sunlight.
- Tanned leather will change colour in areas that are exposed to water or oil from hands. This is normal and over time will contribute to a rich patina that makes the chair unique.
- Our leathers may have distinct surface characteristics, natural markings, grain pattern and colour variations which differ from hide to hide and from one product to another, making each leather product unique.
- With all leather products, some stretching over time is normal. This "working in" of the leather only adds to the comfort, softness and character of the design.
- Tubular, powder-coated steel frame construction.
- Felt pads on feet to prevent floor damage.
- Solid wood arms are FSC® Certified Ash, in support of responsible forest management (FSC® 092551).
- Wood is a natural material, with variations in grain pattern and colour that make each design unique.





# Ottomans



# Baltic Ottoman




Andorra  
Pewter



Velvet  
Russet



Canyon  
Whiskey  
Leather



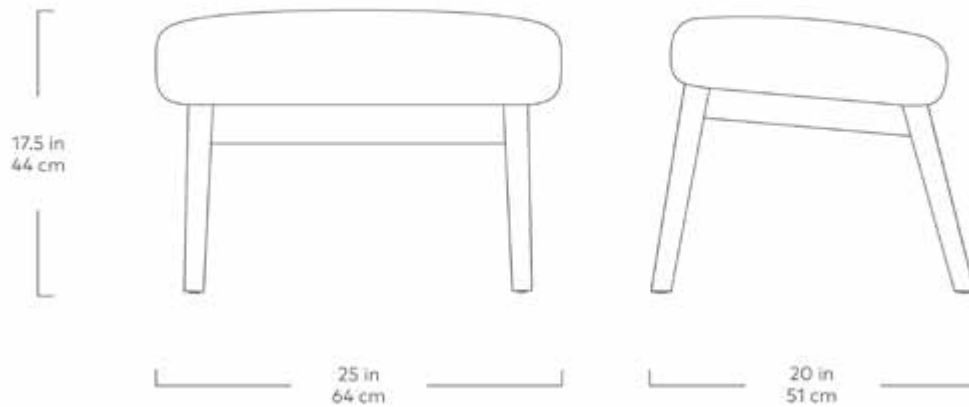
Saddle  
Black  
Leather

Leather not available in Canada

Meet the natural companion to our Baltic Lounge Chair. Compact and gently sloped, the Baltic Ottoman provides the ideal angle for your legs, ensuring comfort during marathon reading or napping sessions.

Design Trade Professionals: We aim to keep our designs in stock and ready to ship quickly for projects on a tight timeline. Designs may be customized with COM and alternate finishes (minimum quantities may apply). Visit [gusmodern.com](http://gusmodern.com) for more information about our Trade & Contract programs.

# Baltic Ottoman



- Solid wood base is ash or walnut.
- Solid ash base is FSC®-Certified in support of responsible forest management (FSC® 092551).
- Ottoman cushion is crafted with high resiliency medium density polyurethane foam.
- Webbed suspension system for comfort.
- Designed for use as a foot rest. Not intended for use as a standalone seat.
- Wood is a natural material, with variations in grain pattern and colour that make each design unique.
- Bumpers on the bottom of base to protect hardwood floors.
- Oil-based clear coat finish.
- Manufactured to meet California TB117-2013 and U.S. CPSC fire safety standards without the use of flame retardant additives in the upholstery foam.
- All fabric is California TB117-2013 certified and double rub tested.
- Our leathers may have distinct surface characteristics, natural markings, grain pattern and colour variations which differ from hide to hide and from one product to another, making each leather product unique.
- Surface scratches and wear marks on leather are normal and to be expected. Over time they will contribute to the unique personality, patina and visual charm of the design. If desired, scratches and wear marks may be minimized with the use of leather conditioner.
- With all leather products, some stretching over time is normal. This "working in" of the leather only adds to the comfort, softness and character of the design.



# Circuit Modular Ottoman



Himalaya  
Cloud



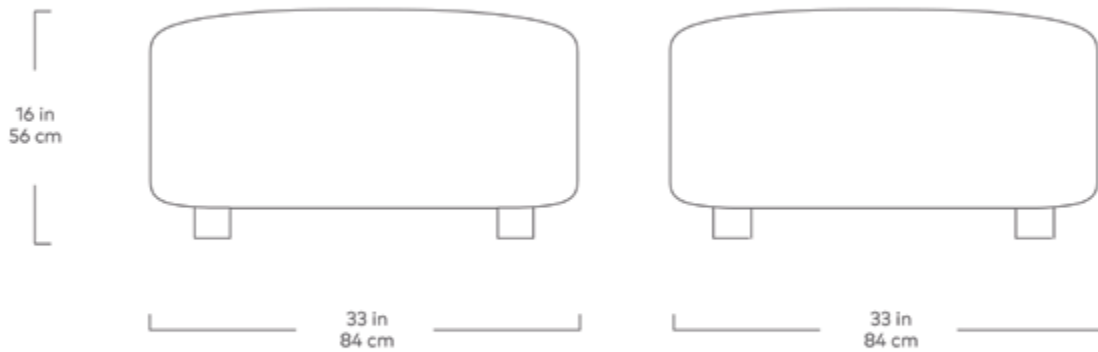
Himalaya  
Dune



Merino  
Cream

The Circuit Modular Series is a contemporary seating collection that brings minimalist style to spaces large or small. Circuit's three sleek components—an armless chair, corner and ottoman—feature rounded profiles, with pleasing curves that invite relaxed entertaining and interaction. Rounded, solid natural ash legs complete the look by giving each piece an airy, floating quality perfect for small spaces. Combine the components to create a custom seating configuration that suits your home or work environment—Circuit's compact footprint is particularly well suited to lobbies, breakout rooms, hallways, and urban condominiums. Constructed with kiln-dried FSC®-Certified hardwood in support of responsible forest management.

# Circuit Modular Ottoman



- Circuit Modular Series utilizes 3 different modular components - Armless, Corner & Ottoman.
- All modular components can be joined using integrated, concealed connectors on underside to securely join them to each other while in sectional, sofa or chaise formation.
- Tight seat and back.
- Upholstered with high resilience polyurethane foam covered in a Dacron wrap.
- Frame is kiln-dried FSC®-Certified hardwood (FSC® 092551).
- Cylindrical, solid FSC® Certified ash legs are finished in a water-based, clear coat finish.
- Plastic bumpers on all legs to prevent floor damage.
- All joints have been stress tested.
- 9 gauge No-Sag, injection-molded sinuous spring clip system.
- Manufactured to meet California TB117-2013 fire safety standards without the use of flame retardant additives in the upholstery foam.



# Foundry Ottoman



Andorra  
Almond



Andorra  
Pewter



Copenhagen  
Fossil



Hanson  
Navy



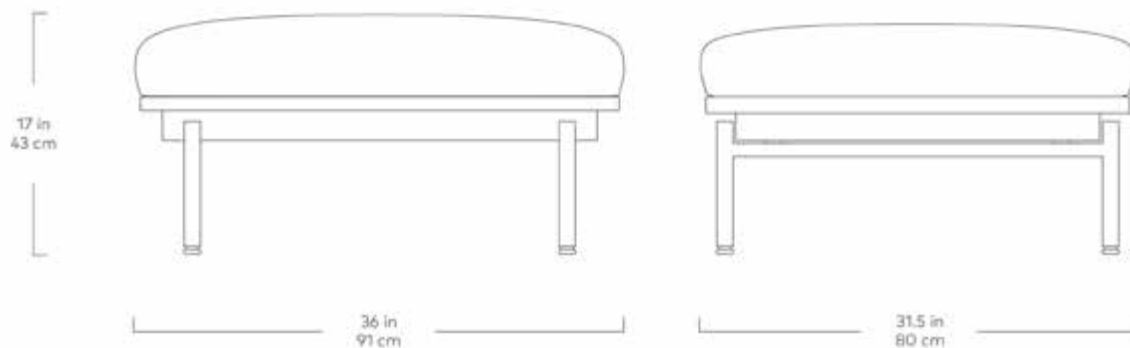
Canyon  
Whiskey  
Leather

Leather not available in Canada

The Foundry Upholstery Series showcases tailored minimalism with details that elevate fashion and function to suit any residential or commercial setting. Inspired by elements of classic Scandinavian design, the Foundry Ottoman offers ample sophistication as a standalone piece, showcasing striking lines, and a cushion that seems to float above elevated, cylindrical steel legs. The frame is constructed with kiln-dried FSC®-Certified hardwood in support of responsible forest management. Available in fabric and leather. Our leather hides are carefully selected for their raw, natural surface characteristics which make each piece unique.

Design Trade Professionals: We aim to keep our designs in stock and ready to ship quickly for projects on a tight timeline. Designs may be customized with COM and alternate finishes (minimum quantities may apply). Visit [gusmodern.com](https://gusmodern.com) for more information about our Trade & Contract programs.

# Foundry Ottoman




- Features elegant lines and thin, elevated legs.
- Ottoman cushion is crafted with Dacron-wrapped, high resiliency, medium density foam and securely attaches to the base by hook and loop fasteners.
- Constructed with kiln-dried FSC®-Certified hardwood (FSC® 092551).
- Can be used as a footrest or as extra seating.
- Cylindrical legs are made from black powder-coated steel.
- Non-marking leveler feet can be adjusted for stability on uneven floor surfaces.
- Manufactured to meet California TB117-2013 fire safety standards without the use of flame retardant additives in the upholstery foam.
- All fabric is California TB117-2013 certified and double rub tested.
- Our leathers may have distinct surface characteristics, natural markings, grain pattern and colour variations which differ from hide to hide and from one product to another, making each leather product unique.
- Surface scratches and wear marks on leather are normal and to be expected. Over time they will contribute to the unique personality, patina and visual charm of the design. If desired, scratches and wear marks may be minimized with the use of leather conditioner.
- With all leather products, some stretching over time is normal. This "working in" of the leather only adds to the comfort, softness and character of the design.



# Labrador Ottoman



Auckland  
Bluff



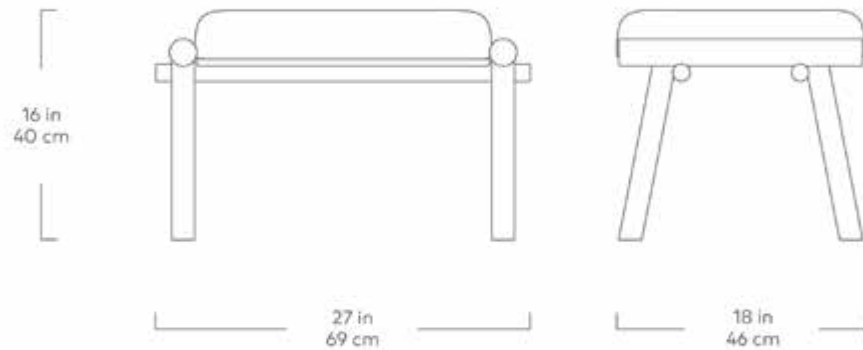
Auckland  
Willow

A rugged, eco-friendly take on modernism, the Labrador is a unique design that invokes calm and lightness, with elements reduced to their essential forms. Its Scandinavian-inspired look is achieved using materials like solid ash and woolly fabric. Wood is FSC®-Certified to support responsible forest management, and faux-wool coverings are made from 100% recycled plastic bottles, diverted from landfills and waterways, then repurposed into a plush upholstery material. Designed to work with the Labrador Chair.

Design Trade Professionals: We aim to keep our designs in stock and ready to ship quickly for projects on a tight timeline. Designs may be customized with COM and alternate finishes (minimum quantities may apply). Visit [gusmodern.com](https://gusmodern.com) for more information about our Trade & Contract programs.



# Labrador Ottoman



- Faux wool fabric is 100% recycled PET, eco-friendly and upcycled from 94 recycled plastic water bottles.
- Solid wood dowel frame features armrests and base crafted from solid ash.
- Frame is FSC®-Certified in support of responsible forest management (FSC® 092551).
- Clear coat finish on all dowels.
- Ottoman cushion is crafted with high resiliency medium density polyurethane foam.
- Webbed suspension system for comfort.
- Removable, adjustable headrest features a solid wood dowel counterweight with leather straps in Canyon Whiskey leather.
- Wood is a natural material, with variations in grain pattern and colour that make each design unique.
- Tack glide feet on legs to protect hardwood floors.
- Manufactured to meet California TB117-2013 fire safety standards without the use of flame retardant additives in the upholstery foam.
- All fabric is California TB117-2013 certified and double rub tested.
- Our leathers have been chosen for their raw, natural beauty. They may have distinct surface characteristics, natural markings, and colour variations which differ from hide to hide and from one product to another, making each leather product unique.



# Mix Modular Ottoman



Parliament  
Stone



Vegan  
Appleskin  
Cognac



Mowat  
Ferro



Mowat  
Raven

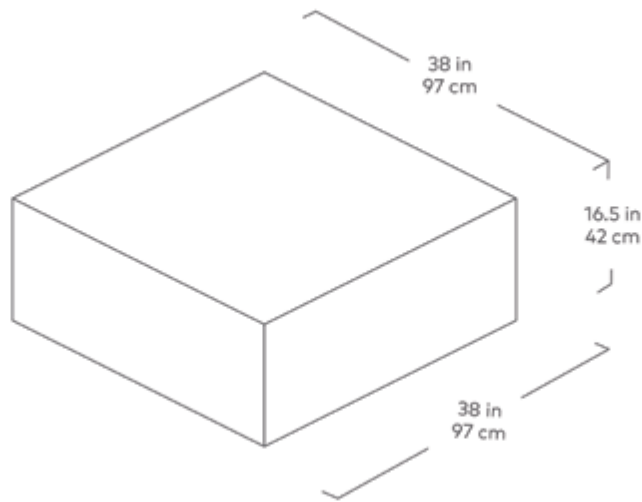


Mowat  
Sand

The Mix Modular Collection lets you mix and match components and fabrics to build a custom sectional, sofa or seating group to perfectly suit your space. The design uses 7 basic components (Left Arm, Right Arm, Armless, Corner, Ottoman, Block Table & Prism Table) which can be combined to create an unlimited number of seating configurations. Choose matching fabrics or mix things up to make it your own. Components can be easily reconfigured or added later to adapt to the changing needs of any home or workspace. The tight seat and back give the design a clean-lined, contemporary look, and each component has French seams to subtly soften the edges. Select components include a matching bolster cushion for added style and comfort. Constructed with kiln-dried FSC®-Certified hardwood in support of responsible forest management.

Design Trade Professionals: We aim to keep our designs in stock and ready to ship quickly for projects on a tight timeline. Designs may be customized with COM and alternate finishes (minimum quantities may apply). Visit [gusmodern.com](http://gusmodern.com) for more information about our Trade & Contract programs.

# Mix Modular Ottoman



- 7 different components - Arm Left Facing, Arm Right Facing, Armless, Corner, Ottoman, Block Table & Prism Table.
- Add a Mix Armless Chair to build Mix Modular Chaise.
- Each component includes concealed connectors to securely join them to each other while in sectional, sofa or chaise formation.
- Frame is kiln-dried FSC®-Certified hardwood (FSC® 092551).
- Wood block legs are FSC®-Certified Ash in a Black stain.
- Plastic bumpers on all legs to prevent floor damage.
- All joints have been stress tested.
- 9 gauge No-Sag, injection-molded sinuous spring clip system.
- Manufactured to meet California TB117-2013 fire safety standards without the use of flame retardant additives in the upholstery foam.



# Nexus Ottoman



Parliament  
Stone



Parliament  
Coffee

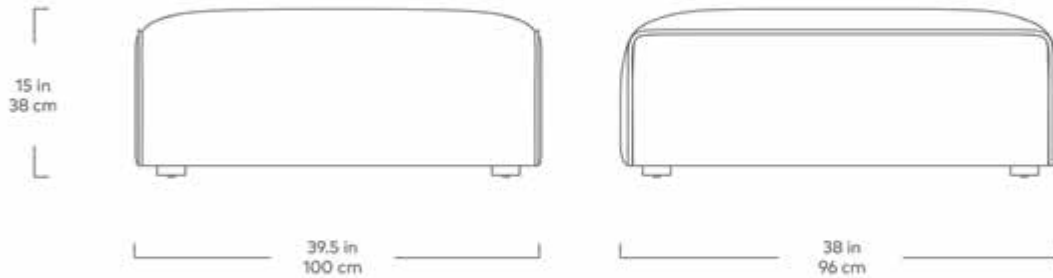


Parliament  
Lake

The Nexus Modular Collection consists of three seating components (Armless Chair, Corner and Ottoman) which can be combined in a myriad of ways to create a sofa or sectional that is custom-designed for your space. With a low-profile silhouette, and chunky, piped-edge details, the Nexus balances clean-lined Minimalism with a relaxed, bohemian vibe. The kiln-dried hardwood frame and block feet are constructed from FSC®-Certified hardwood, in support of responsible forest management. Nexus uses a clean, ultra soft, long-strand fiber fill material that offers the comfort and feel of traditional waterfowl down. This material is created through a process that benefits the environment by diverting 354 plastic bottles away from landfills, waterways and oceans for each Nexus Ottoman we build.

Design Trade Professionals: We aim to keep our designs in stock and ready to ship quickly for projects on a tight timeline. Designs may be customized with COM and alternate finishes (minimum quantities may apply). Visit [gusmodern.com](https://gusmodern.com) for more information about our Trade & Contract programs.

# Nexus Ottoman



- Seat and inside back of each component is upholstered in a quilted fabric, while the side panels are plain.
- Chunky, piped-edge details add to the relaxed feel.
- Cushions contain an eco-friendly, synthetic-down fill made from 345 recycled plastic water bottles.
- Inner frame is kiln-dried FSC®-Certified hardwood in support of responsible forest management (FSC® 092551).
- Wood block feet are FSC®-Certified Ash in a black stain.
- Non-marking leveler feet integrated into block feet to protect hardwood floors and can be adjusted for stability on uneven floor surfaces.
- Each component includes concealed connectors to securely join them to each other while in sectional or sofa configuration.
- No-Sag, sinuous spring system.
- All joints have been stress tested.
- Manufactured to meet California TB117-213 fire safety standards without the use of flame retardant additives in the upholstery foam.
- Kiln-dried 100% FSC®-Certified hardwood frame (FSC® 092551).



# Podium Ottoman



Bayview  
Silver



Copenhagen  
Fossil



Copenhagen  
Terra

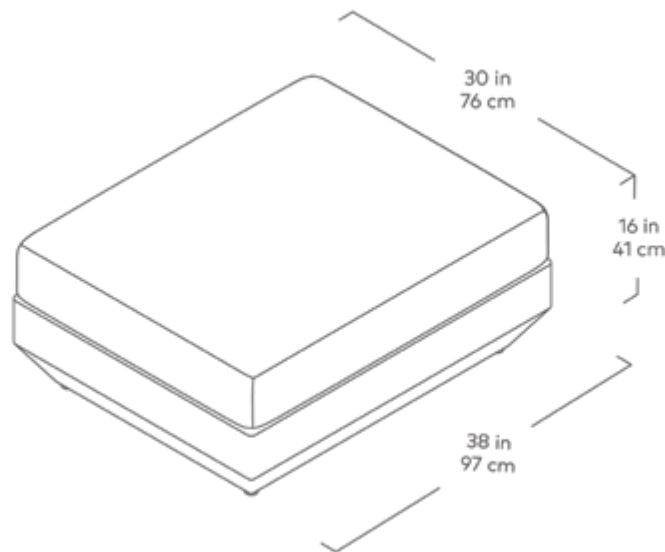


Hanson  
Navy

The Podium Modular Collection is an adaptable seating system that brings modern elegance and luxurious comfort to any space. The Podium features seven core components (Right Arm, Left Arm, Armless, Corner, Ottoman, Left Lounge and Right Lounge) that can be arranged in unlimited configurations to suit any vision or layout. Each component showcases a relaxed silhouette inspired by 1970's Modernism. The frames are constructed with kiln-dried FSC®-Certified hardwood in support of responsible forest management. Podium uses a clean, ultra soft, long-strand fiber fill material that offers the comfort and feel of traditional waterfowl down. This material is created through a process that benefits the environment by diverting 165 plastic bottles away from landfills, waterways and oceans for each Podium Ottoman we build.

Design Trade Professionals: We aim to keep our designs in stock and ready to ship quickly for projects on a tight timeline. Designs may be customized with COM and alternate finishes (minimum quantities may apply). Visit [guscontract.com](http://guscontract.com) for more information about our Trade & Contract programs.

# Podium Ottoman



- 7 different components - Arm Left Facing, Arm Right Facing, Armless, Corner, Right Lounge, Left Lounge and Ottoman.
- Cushions contain an eco-friendly, synthetic-down fill made from 165 recycled plastic water bottles.
- Seat cushions are crafted with high resiliency, medium density foam and use our eco-friendly PET synthetic-down which is created from recycled water bottles.
- PET fill is evenly distributed throughout sewn interior pockets, which provide maximum comfort while maintaining overall cushion shape.
- Inner frame is kiln-dried FSC®-Certified hardwood in support of responsible forest management (FSC® 092551).
- Each component includes concealed buckle connectors to securely join them to each other while in sectional or sofa formation.
- Plastic bumpers on all legs to prevent floor damage.
- All joints have been stress tested.
- 9 gauge No-Sag, injection-molded sinuous spring clip system.
- Manufactured to meet California TB117-2013 fire safety standards without the use of flame retardant additives in the upholstery foam.



# Renfrew Ottoman



Merino  
Cream



Merino  
Mocha



Mersey  
Caribou



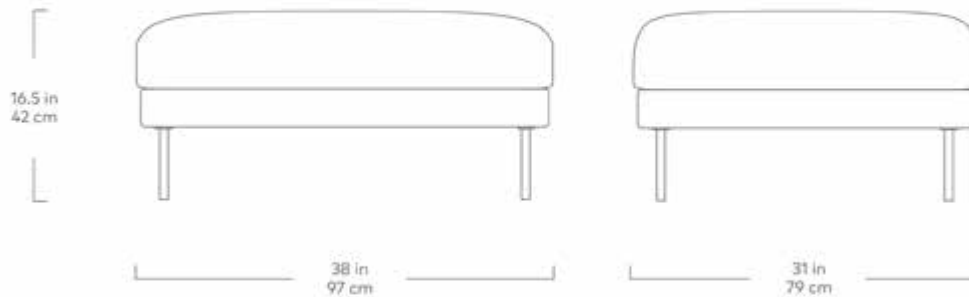
Mersey  
Skyline

The Renfrew Series is an assortment of semi-modular seating components that can be arranged to create sofas, sectionals, or custom seating configurations in a variety of sizes and styles to suit any space. In the tradition of European modernism, Renfrew has ultra-clean lines, a deep, low-profile stance and delicate legs which give it a light, floating appearance. Loose back cushions lend variety to the silhouette and can be positioned individually to achieve the perfect lounging position. A durable, hardwood frame is crafted with FSC®-Certified wood to support responsible forest management. Premium feather fill in both the seat and back make this design the ideal balance of minimalist style and everyday comfort.

Design Trade Professionals: We aim to keep our designs in stock and ready to ship quickly for projects on a tight timeline. Designs may be customized with COM and alternate finishes (minimum quantities may apply). Visit [guscontract.com](http://guscontract.com) for more information about our Trade & Contract programs.



# Renfrew Ottoman



- The collection consists of eight unique configurations: a stand-alone sofa, a long XL sofa, a loft bi-sectional, a right or left-facing sectional, a right or left-facing XL sectional and a U-shaped sectional.
- Features a slender tuxedo frame (arms and back are at the same height).
- A slim front rail gives the illusion of the design sitting higher off the ground.
- Reversible, back cushions are high resiliency polyurethane foam wrapped with a sterilized feather and poly envelope.
- A slim platform gives the illusion of the design sitting higher off the ground.
- Bench seat cushion is high resiliency polyurethane foam padded on top with a sterilized feather and poly fill.
- Black powder-coated steel tubular legs.
- Light assembly required.
- Inner frame is kiln-dried FSC®-Certified hardwood in support of responsible forest management (FSC® 092551).
- All joints have been stress tested.
- No-Sag, sinuous spring suspension system.
- Manufactured to meet California TB117-2013 and U.S. CPSC fire safety standards without the use of flame retardant additives in the upholstery foam.
- All fabric is California TB117-2013 certified and double rub tested.



# Silverlake Ottoman



Andorra  
Almond



Andorra  
Pewter

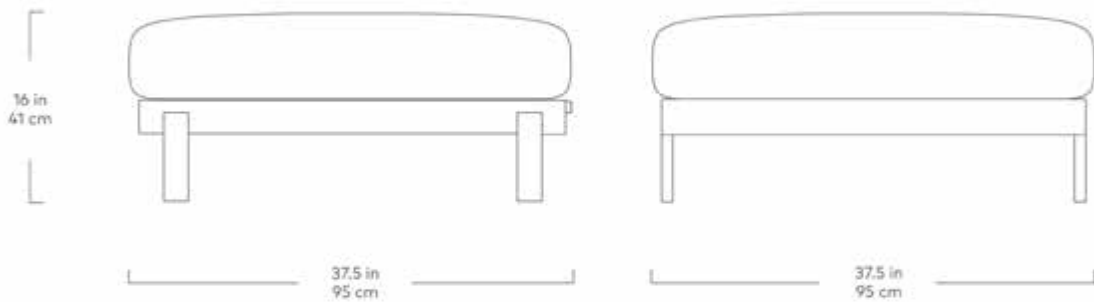


Andorra  
Espresso

The Silverlake Upholstery Collection is a Scandinavian-inspired seating design that strikes an elegant balance between minimalist styling and a casual, inviting feel. The back and side cushions can be adjusted to your preferred angle, while the generous seat depth enhances the sectional's comfort. Subtle features like pleated fabric details on cushion corners and architectural, black powder-coated steel legs complete Silverlake, laid-back modern aesthetic. The collection is a restful haven for any busy home, office or lobby. The frames are constructed with kiln-dried FSC®-Certified hardwood in support of responsible forest management. Silverlake uses a clean, ultra soft, long-strand fiber fill material that offers the comfort and feel of traditional waterfowl down. This material is created through a process that benefits the environment by diverting 236 plastic bottles away from landfills, waterways and oceans for each Silverlake Loft Bi-Sectional we build.

Design Trade Professionals: We aim to keep our designs in stock and ready to ship quickly for projects on a tight timeline. Designs may be customized with COM and alternate finishes (minimum quantities may apply). Visit [gusmodern.com](http://gusmodern.com) for more information about our Trade & Contract programs.

# Silverlake Ottoman



- The collection consists of eight unique configurations: a stand-alone sofa, a long XL sofa, a small-scale loft bi-sectional, a right or left-facing sectional, a right or left-facing XL sectional and a U-shaped sectional.
- Ottoman can be added to any Silverlake sofa or sectional configuration for added seating or as a footrest.
- Cushion is crafted with high resiliency medium density foam and contains an eco-friendly, synthetic-down fill made from 236 recycled plastic water bottles.
- Ottoman includes concealed connector to securely join it to a Silverlake sofa or sectional.
- A slim platform gives the illusion of the design sitting higher off the ground.
- Legs are made from black powder-coated flat bar steel.
- Non-marking leveler feet can be adjusted for stability on uneven floor surfaces.
- Light assembly required.
- Inner frame is kiln-dried FSC®-Certified hardwood in support of responsible forest management (FSC® 092551).
- All joints have been stress tested.
- Manufactured to meet California TB117-2013 and U.S. CPSC fire safety standards without the use of flame retardant additives in the upholstery foam.



# Tallinn Ottoman



Copenhagen  
Terra



Copenhagen  
Fossil



Copenhagen  
Iron

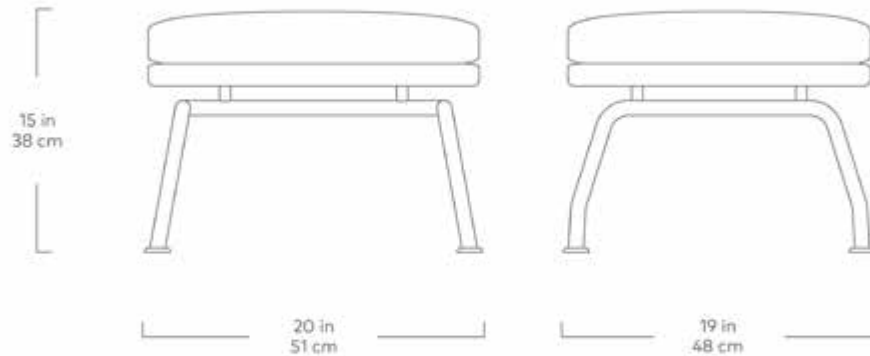


Copenhagen  
Sea

Echoing the refined look of notable Scandinavian archetypes, the Tallinn Ottoman showcases a subtle sculptural quality—especially when combined with the Tallinn Chair—that gives this design its distinctive style. With an FSC®-Certified frame and slim, gently curved legs, the Tallinn Ottoman combines strength and durability with elevated elements that can be placed in a multitude of spaces.

Design Trade Professionals: We aim to keep our designs in stock and ready to ship quickly for projects on a tight timeline. Designs may be customized with COM and alternate finishes (minimum quantities may apply). Visit [gusmodern.com](https://gusmodern.com) for more information about our Trade & Contract programs.

# Tallinn Ottoman



- Ottoman is constructed with a slender, FSC®-Certified hardwood (FSC® 092551) frame.
- Ottoman cushion is crafted from polyurethane foam, and securely attaches to the plywood base by hook and loop fasteners.
- Loose seat cushion is crafted from polyurethane foam.
- Ottoman cushion is crafted from polyurethane foam, and securely attaches to the plywood base by hook and loop fasteners.
- Ottoman can be used as a footrest or as extra seating.
- Exposed, black powder-coated, curved metal base provides architectural detail and visual interest.
- Felt pads on all legs to protect hardwood floors.
- Matching Tallinn Chair sold separately.
- Manufactured to meet California TB117-2013 fire safety standards without the use of flame retardant additives in the upholstery foam.
- All fabric is California TB117-2013 certified and double rub tested.



# Accent Tables



# Acrylic I-Beam Table

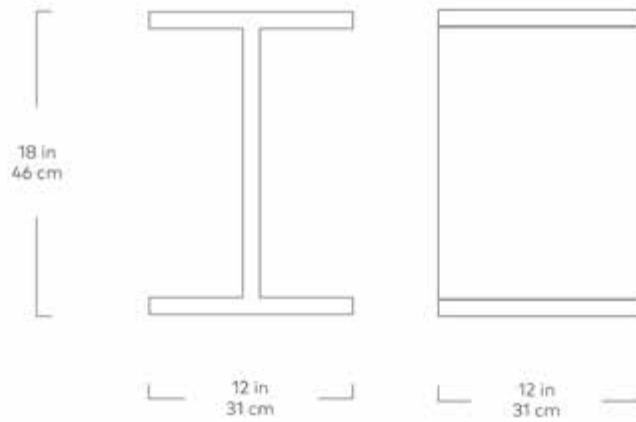


Clear  
Acrylic

The design of this table was inspired by the profile of steel I-Beam construction girders. Crafted from three 1" thick clear acrylic panels, the Acrylic I-Beam Table reflects and scatters light to create an elegant and truly modern accent.

Design Trade Professionals: We aim to keep our designs in stock and ready to ship quickly for projects on a tight timeline. Designs may be customized with COM and alternate finishes (minimum quantities may apply). Visit [gusmodern.com](http://gusmodern.com) for more information about our Trade & Contract programs.

# Acrylic I-Beam Table



- 1" thick clear acrylic panels.
- Acrylic edges are flame polished for clarity and smooth finish.
- Panels are joined with invisible, UV-cured adhesive.
- Bumpers on the bottom of base to protect hardwood floors.
- Not recommended as a stool.



# Aero Bench



Black  
Ash

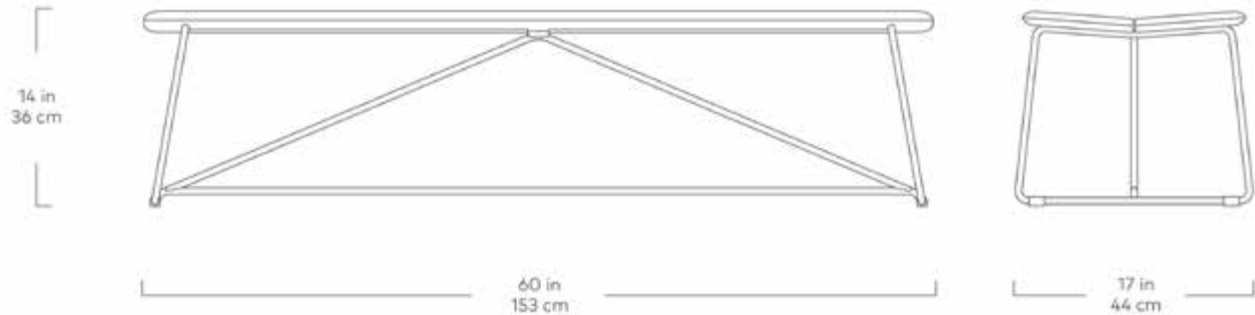


Natural  
Ash

Taking cues from contemporary Scandinavian design, the Aero Bench features a gently rounded chamfered seat made from two perfectly balanced pieces of solid FSC®-certified Ash wood set atop an airy, curved metal frame. The solid steel frame is strong while visually lightweight to balance out the substantial wood seat and would be the perfect addition to an entryway or at the end of a bed. Choose from two essential shades that will breathe life into your decor. Also available as a Counter Stool, Bar Stool, and Dining Stool.

Design Trade Professionals: We aim to keep our designs in stock and ready to ship quickly for projects on a tight timeline. Designs may be customized with COM and alternate finishes (minimum quantities may apply). Visit [gusmodern.com](https://gusmodern.com) for more information about our Trade & Contract programs.

# Aero Bench



- Natural grain of wood on seat is highlighted by a wire brush texture treatment (Black Ash only).
- Seat is solid FSC®-Certified ash in support of responsible forest management (FSC® 092551).
- Clear coat finish on seat.
- Powder-coated curved frame is bench-made from solid, round steel.
- Clip-on, non-marking plastic glides on base to protect hardwood floors.
- Wood is a natural material, with variations in grain pattern and colour that make each design unique.



# Array Coffee Table - Round



Black

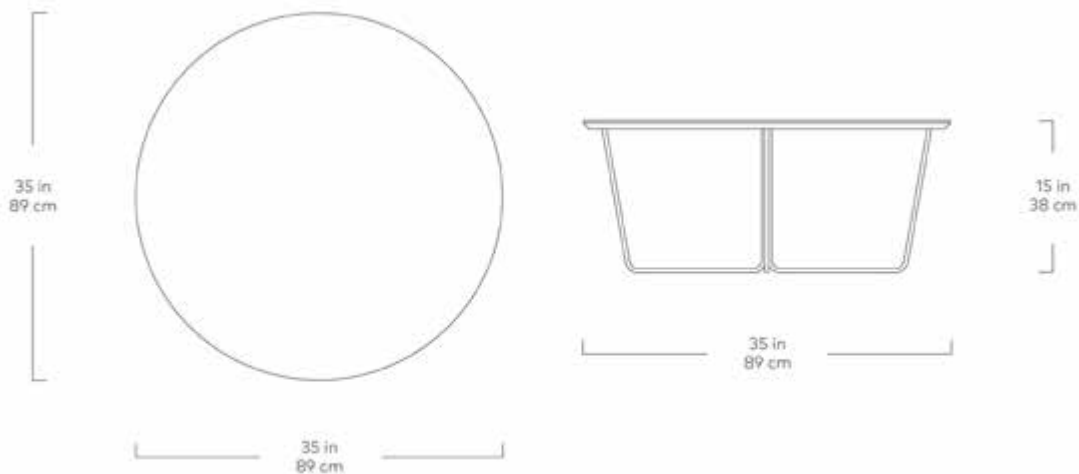


White

The Array Coffee Table features an elegant, geometric base that repeats around a central axis to create a contemporary accent design. The circular top has a beveled, exposed-ply edge and a durable, laminate surface. Designed to nest with the Array End Table.

Design Trade Professionals: We aim to keep our designs in stock and ready to ship quickly for projects on a tight timeline. Designs may be customized with COM and alternate finishes (minimum quantities may apply). Visit [gusmodern.com](http://gusmodern.com) for more information about our Trade & Contract programs.

# Array Coffee Table - Round



- Durable laminate top is precision cut on a CNC machine.
- Exposed plywood beveled edges on the table top.
- White or Black powder coated metal rod base is bent in a unique pattern.
- Plastic bumpers on base to prevent floor damage.
- Not recommended for seating purposes.
- Designed to nest with the Array End Table.
- Wood is a natural material, with variations in grain pattern and colour that make each design unique.

# Array End Table



Black

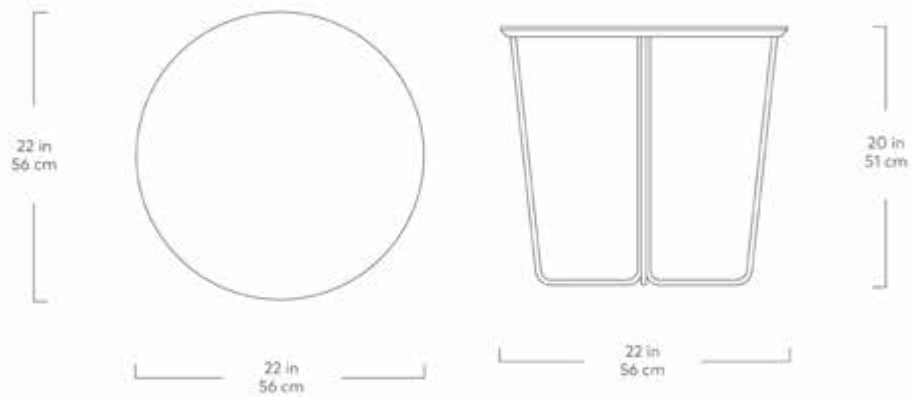


White

The Array End Table features an elegant, geometric base that repeats around a central axis to create a contemporary accent design. The circular top has a beveled, exposed-ply edge and a durable, laminate surface. Designed to nest perfectly with the Array Coffee Table.

Design Trade Professionals: We aim to keep our designs in stock and ready to ship quickly for projects on a tight timeline. Designs may be customized with COM and alternate finishes (minimum quantities may apply). Visit [gusmodern.com](http://gusmodern.com) for more information about our Trade & Contract programs.

# Array End Table



- Durable laminate top is precision cut on a CNC machine.
- Exposed plywood beveled edges on the table top.
- White or Black powder coated metal rod base is bent in a unique pattern.
- Plastic bumpers on base to prevent floor damage.
- Not recommended for seating purposes.
- Designed to nest perfectly with the Array Coffee Table.
- Wood is a natural material, with variations in grain pattern and colour that make each design unique.

# Arcade Bar Cart



## FRAME



Swan



Sage

## FINISH

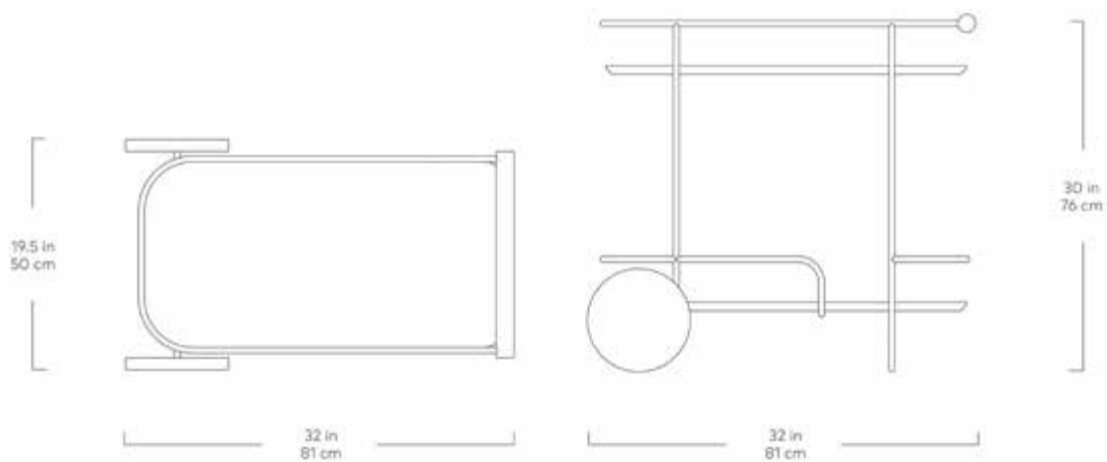


Blonde  
Ash

Meet the antidote to blah: the Arcade Bar Cart. Designed to hold your barware, flora and collectibles, this versatile piece is a true decorating hero. The geometric curved metal frame is balanced by rounded plywood shelves, giving the bar cart an Art Deco-inspired edge that will enliven your living room, kitchen or office. Plus, the solid wood handle and wheels make it easy to reposition whenever the mood strikes.

Design Trade Professionals: We aim to keep our designs in stock and ready to ship quickly for projects on a tight timeline. Designs may be customized with COM and alternate finishes (minimum quantities may apply). Visit [gusmodern.com](https://gusmodern.com) for more information about our Trade & Contract programs.

# Arcade Bar Cart




- For strength and stability, shelves and wheels are a plywood core with real wood veneer.
- Two functional wheels for efficient mobility.
- Solid Ash bar cart handle is FSC®-Certified in support of responsible forest management (FSC® 092551).
- Powder-coated curved frame is bench-made from solid, round steel.
- Plastic bumpers on metal portion of base to prevent floor damage.





# Facet-14 End Table

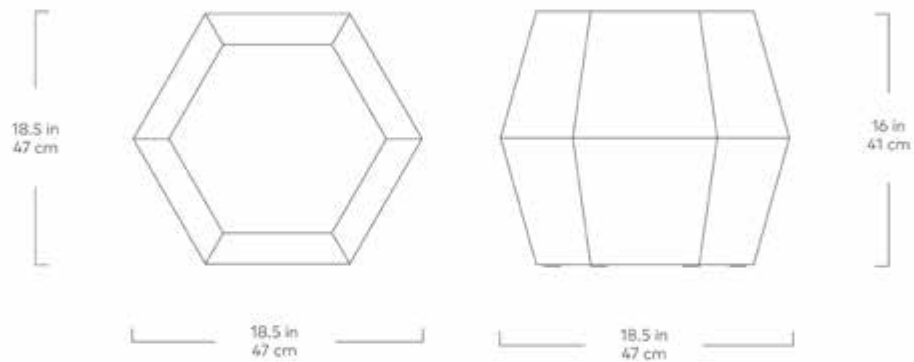


Pearl

Inspired by the shapes of naturally occurring crystals, the Facet-14 End Table is a sculptural design that functions beautifully as either an accent table or as secondary seating. Precision-cut panels are shaped into a unique geometric design, with faces that subtly reflect light to create an attractive, minimalist form. Exclusive, limited-edition colourways add a subdued touch of contemporary colour to any space. The design works as a standalone piece or in a grouping with other shapes and colours from the Facet Series.

Design Trade Professionals: We aim to keep our designs in stock and ready to ship quickly for projects on a tight timeline. Designs may be customized with COM and alternate finishes (minimum quantities may apply). Visit [gusmodern.com](http://gusmodern.com) for more information about our Trade & Contract programs.

# Facet-14 End Table



- Can work as a standalone piece or can be grouped together.
- Geometric designs are inspired by the shapes of naturally occurring crystals.
- CNC-cut engineered wood panels are shaped into three distinctive patterns.
- Each stool features engineered wood surrounding a hollow core encased in white lacquer.
- Engineered wood has a matte spray finish with a subtle satin sheen.
- Felt pads on base help prevent floor damage.
- Recommended as secondary seating.
- CARB (California Air Resources Board) Phase II compliant.



# Facet-8 End Table

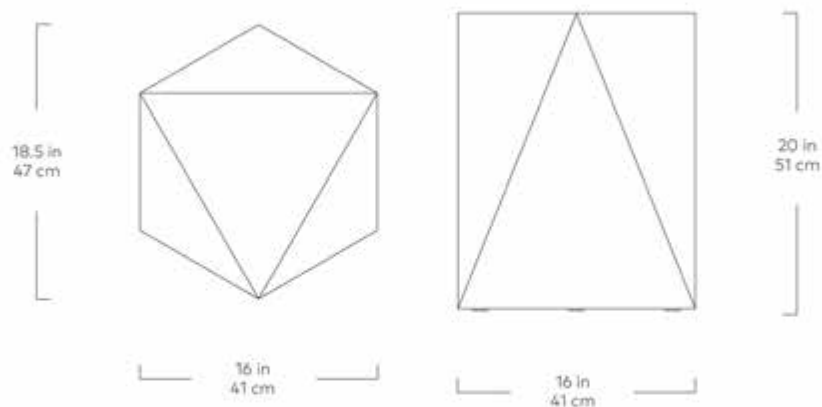


Pearl

Inspired by the shapes of naturally occurring crystals, the Facet-8 End Table is a sculptural design that functions beautifully as either an accent table or as secondary seating. Precision-cut panels are shaped into a unique geometric design, with faces that subtly reflect light to create an attractive, minimalist form. Exclusive, limited-edition colourways add a subdued touch of contemporary colour to any space. The design works as a standalone piece or in a grouping with other shapes and colours from the Facet Series.

Design Trade Professionals: We aim to keep our designs in stock and ready to ship quickly for projects on a tight timeline. Designs may be customized with COM and alternate finishes (minimum quantities may apply). Visit [gusmodern.com](http://gusmodern.com) for more information about our Trade & Contract programs.

# Facet-8 End Table



- Can work as a standalone piece or can be grouped together.
- Geometric designs are inspired by the shapes of naturally occurring crystals.
- CNC-cut engineered wood panels are shaped into three distinctive patterns.
- Each stool features engineered wood surrounding a hollow core encased in white lacquer.
- Engineered wood has a matte spray finish with a subtle satin sheen.
- Felt pads on base help prevent floor damage.
- Recommended as secondary seating.
- CARB (California Air Resources Board) Phase II compliant.



# Facet-7 End Table

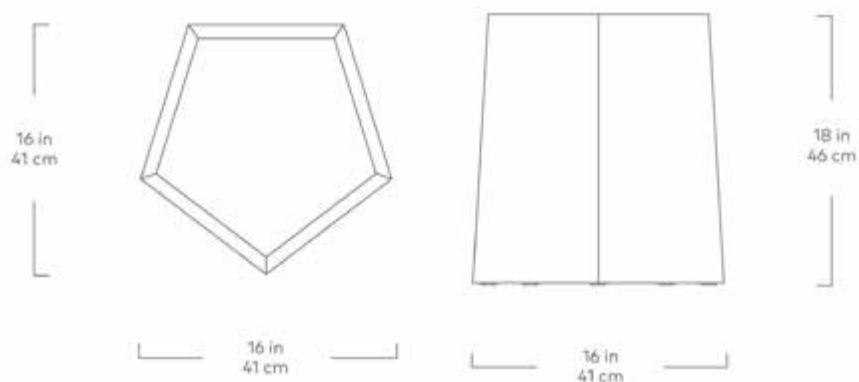


Pearl

Inspired by the shapes of naturally occurring crystals, the Facet-7 End Table is a sculptural design that functions beautifully as either an accent table or as secondary seating. Precision-cut panels are shaped into a unique geometric design, with faces that subtly reflect light to create an attractive, minimalist form. Exclusive, limited-edition colourways add a subdued touch of contemporary colour to any space. The design works as a standalone piece or in a grouping with other shapes and colours from the Facet Series.

Design Trade Professionals: We aim to keep our designs in stock and ready to ship quickly for projects on a tight timeline. Designs may be customized with COM and alternate finishes (minimum quantities may apply). Visit [gusmodern.com](http://gusmodern.com) for more information about our Trade & Contract programs.

# Facet-7 End Table



- Can work as a standalone piece or can be grouped together.
- Geometric designs are inspired by the shapes of naturally occurring crystals.
- CNC-cut engineered wood panels are shaped into three distinctive patterns.
- Each stool features engineered wood surrounding a hollow core encased in white lacquer.
- Engineered wood has a matte spray finish with a subtle satin sheen.
- Felt pads on base help prevent floor damage.
- Recommended as secondary seating.
- CARB (California Air Resources Board) Phase II compliant.



# Finley End Table



Natural  
Ash

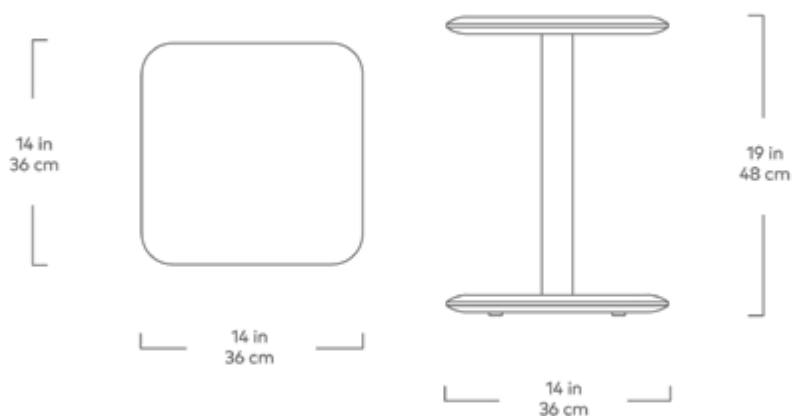


Black  
Ash

With an inviting, coastal modern feel, the Finley End Table is the embodiment of simplicity. Available in two colorways, natural or black-stained solid FSC®-certified ash wood, this pared-down staple uses gently curved edges and top-to-bottom symmetry to bring an inherent warmth to your seating arrangement. Let it stand alone or nest it with sofas, chairs, and ottomans as a cozy spot to perch laptops and coffee mugs.

Design Trade Professionals: We aim to keep our designs in stock and ready to ship quickly for projects on a tight timeline. Designs may be customized with COM and alternate finishes (minimum quantities may apply). Visit [gusmodern.com](https://gusmodern.com) for more information about our Trade & Contract programs.

# Finley End Table



- Not recommended for seating purposes.
- Able to nest into low sitting sofas and sectionals to offer a handy table surface.
- Natural grain of wood is highlighted by a wire brush texture treatment (Black Ash only).
- Table is solid FSC®-Certified Ash in support of responsible forest management (FSC® 092551).
- Water-based, clear coat finish.
- Felt pads underneath base to protect hardwood floors.
- Wood is a natural material, with variations in grain pattern and colour that make each design unique.





# Hull Coffee Table

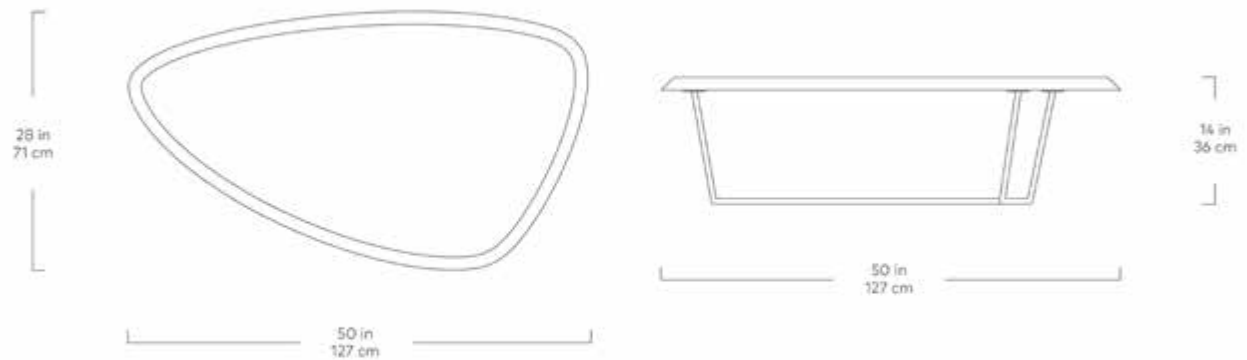


Natural  
Ash

The Hull Coffee Table features a thick, solid Ash top with a beveled edge and an organic outline that evokes the hull of a ship. The surface is supported by a black, solid steel base. Crafted using FSC®-Certified hardwood, in support of responsible forest management.

Design Trade Professionals: We aim to keep our designs in stock and ready to ship quickly for projects on a tight timeline. Designs may be customized with COM and alternate finishes (minimum quantities may apply). Visit [gusmodern.com](http://gusmodern.com) for more information about our Trade & Contract programs.

# Hull Coffee Table



- Solid, beveled top is FSC®-Certified Ash (FSC® 092551).
- Black, powder-coated base is bench-made from solid, round steel.
- Water-based, clear coat finish.
- Wood is a natural material, with variations in grain pattern and colour that make each design unique.



# Manifold Coffee Table-Rectangle



Blonde  
Ash &  
Brass

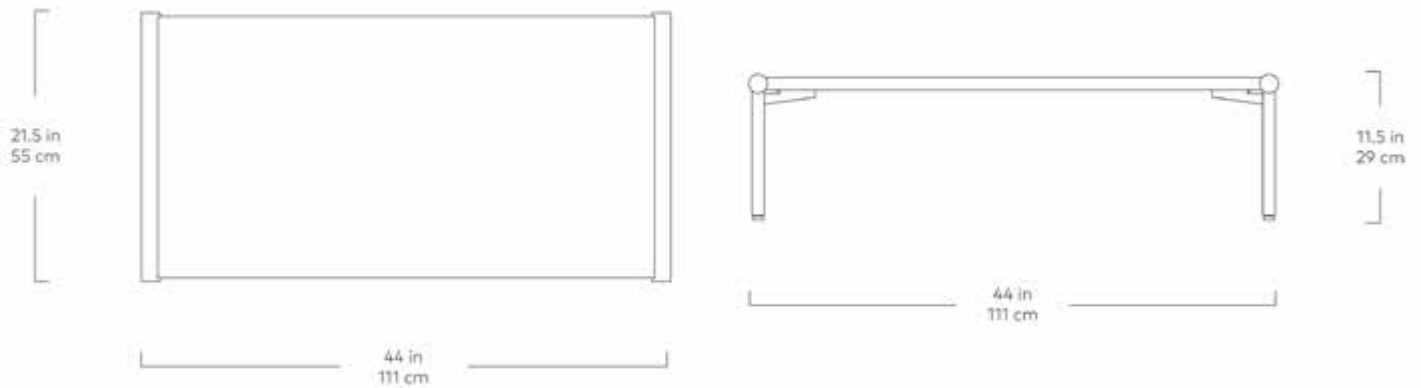


Natural  
Walnut &  
Pewter

Bauhaus industrial design gets a contemporary update with the Manifold collection. Featuring elegant, clean-lined tables that can stand alone or nest together, the well considered silhouettes optimize space with innovative design compatibility. Designed to complement larger sofas in living or office spaces, the rectangular coffee table features a low profile and a long wood tabletop. While it provides ample space to spread out, the slender metal legs contribute to an overall light, sleek aesthetic. Available in two combinations—Blonde Ash with Brass or Walnut with Pewter – each with the promise to elevate your space.

Design Trade Professionals: We aim to keep our designs in stock and ready to ship quickly for projects on a tight timeline. Designs may be customized with COM and alternate finishes (minimum quantities may apply). Visit [guscontract.com](http://guscontract.com) for more information about our Trade & Contract programs.

# Manifold Coffee Table-Rectangle



- For strength and stability, table surface is a plywood core with real wood veneer in ash or walnut.
- Water-based, clear coat finish.
- Pewter and brass finish are vacuum-plated onto steel tubular legs.
- Brushed finish is durable and easy to maintain.
- Leveling, non-marking feet.
- Designed to nest with the Manifold Square Coffee Table and Manifold End Table.
- Assembles easily with provided hardware.

# Manifold Coffee Table-Square



Blonde  
Ash &  
Brass

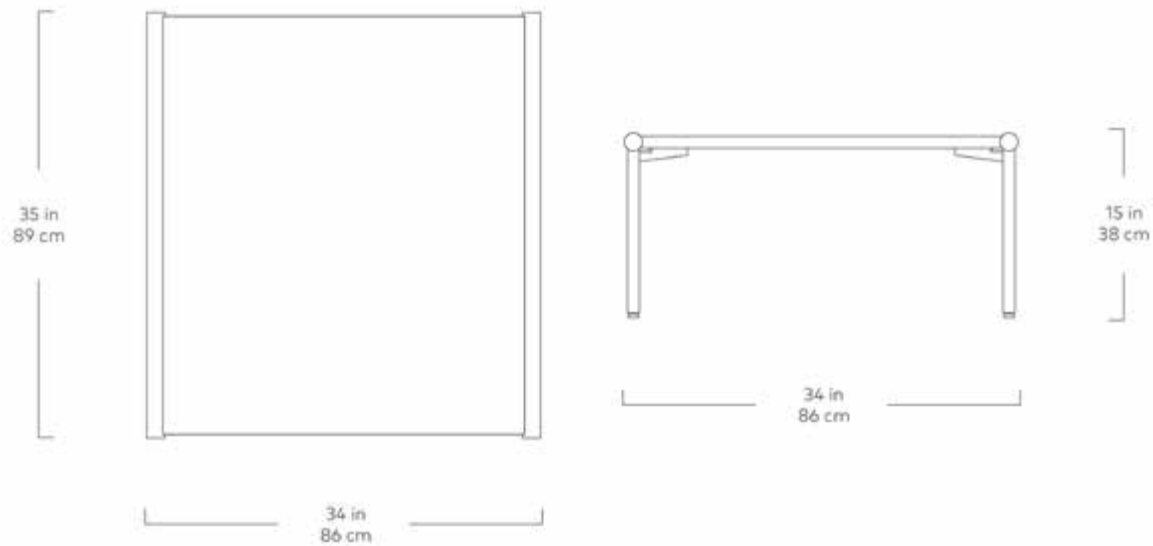


Natural  
Walnut &  
Pewter

Bauhaus-inspired design gets a contemporary update with the Manifold collection. Featuring elegant, clean-lined tables that can stand alone or nest together, the well considered silhouettes optimize space with innovative design compatibility. The square coffee table serves as an ideal companion for sectionals or a grouping of armchairs, bringing people together for meaningful interaction. While the tabletop provides ample space to spread out, the slender metal legs contribute to an overall light, sleek aesthetic. Available in two combinations—Blonde Ash with Brass or Walnut with Pewter – each with the promise to elevate your space.

Design Trade Professionals: We aim to keep our designs in stock and ready to ship quickly for projects on a tight timeline. Designs may be customized with COM and alternate finishes (minimum quantities may apply). Visit [gusmodern.com](http://gusmodern.com) for more information about our Trade & Contract programs.

# Manifold Coffee Table-Square



- For strength and stability, table surface is a plywood core with real wood veneer in ash or walnut.
- Water-based, clear coat finish.
- Pewter and brass finish are vacuum-plated onto steel tubular legs.
- Brushed finish is durable and easy to maintain.
- Leveling, non-marking feet.
- Designed to nest with the Manifold Rectangular Coffee Table.
- Assembles easily with provided hardware.

# Manifold End Table



Blonde  
Ash &  
Brass

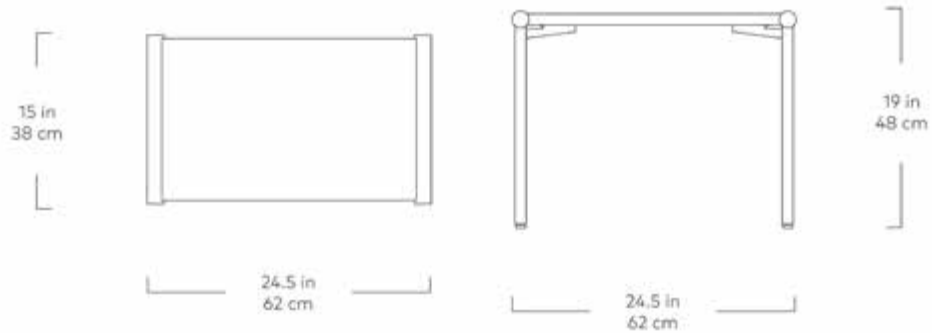


Natural  
Walnut &  
Pewter

Bauhaus industrial design gets a contemporary update with the Manifold collection. Featuring elegant, clean-lined tables that can stand alone or nest together, the well considered silhouettes optimize space with innovative design compatibility. Featuring natural wood and steel elements, this sleek end table stands as the perfect side-kick to sofas, sectionals, beds and chairs. While the tabletop provides space to spread out, the slender metal legs contribute to an overall light, sleek aesthetic. Available in two combinations - Blonde Ash with Brass or Walnut with Pewter – each with the promise to elevate your space.

Design Trade Professionals: We aim to keep our designs in stock and ready to ship quickly for projects on a tight timeline. Designs may be customized with COM and alternate finishes (minimum quantities may apply). Visit [guscontract.com](http://guscontract.com) for more information about our Trade & Contract programs.

# Manifold End Table



- For strength and stability, table surface is a plywood core with real wood veneer in ash or walnut.
- Water-based, clear coat finish.
- Pewter and brass finish are vacuum-plated onto steel tubular legs.
- Brushed finish is durable and easy to maintain.
- Leveling, non-marking feet.
- Designed to nest with the Manifold Rectangular Coffee Table.
- Assembles easily with provided hardware.



# Metric Coffee Table



Natural  
Walnut

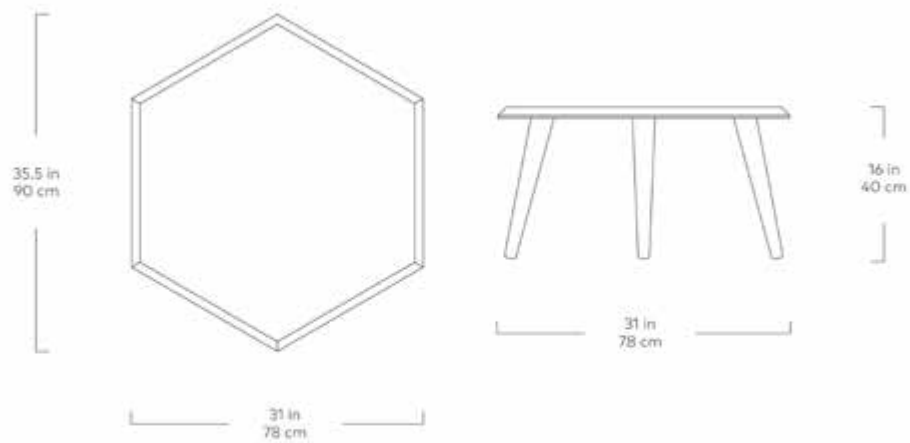


Natural  
Ash

The Metric Coffee Table is a minimalist, geometric accent, crafted with solid Walnut or Ash. The hexagonal top features a beveled edge and is designed to nest with the Metric End Table.

Design Trade Professionals: We aim to keep our designs in stock and ready to ship quickly for projects on a tight timeline. Designs may be customized with COM and alternate finishes (minimum quantities may apply). Visit [gusmodern.com](http://gusmodern.com) for more information about our Trade & Contract programs.

# Metric Coffee Table



- Crafted from solid Walnut or Ash.
- Protective clear coat finish.
- Nests with Metric End Table (sold separately).
- Wood is a natural material, with variations in grain pattern and colour that make each design unique.

# Metric End Table



Natural  
Walnut

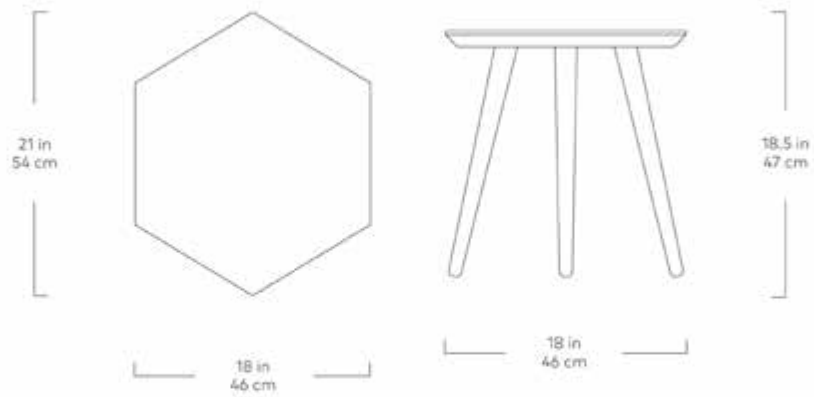


Natural  
Ash

The Metric End Table is a minimalist, geometric accent, crafted with solid Walnut or Ash. The hexagonal top features a beveled edge and is designed to nest with the Metric Coffee Table.

Design Trade Professionals: We aim to keep our designs in stock and ready to ship quickly for projects on a tight timeline. Designs may be customized with COM and alternate finishes (minimum quantities may apply). Visit [gusmodern.com](http://gusmodern.com) for more information about our Trade & Contract programs.

# Metric End Table



- Crafted from solid Walnut or Ash.
- Protective clear coat finish.
- Nests with Metric Coffee Table (sold separately).
- Wood is a natural material, with variations in grain pattern and colour that make each design unique.

# Mix Modular Block Table

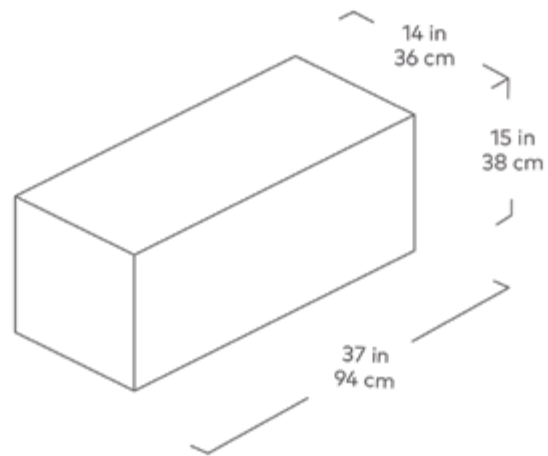


Natural  
Walnut

The Mix Modular Block Table is an architectural wood component that is designed to customize the look of your Mix upholstery configuration. This versatile accent is a perfect resting spot for drinks, books, or handheld devices and can also be used as a standalone bench, accent or coffee table. Both ends of the Mix Block Table feature a unique, end grain grid pattern that adds visual graphic appeal.

Design Trade Professionals: We aim to keep our designs in stock and ready to ship quickly for projects on a tight timeline. Designs may be customized with COM and alternate finishes (minimum quantities may apply). Visit [gusmodern.com](https://gusmodern.com) for more information about our Trade & Contract programs.

# Mix Modular Block Table



- Thick real wood veneer applied to engineered panels for stability and reduced weight.
- Includes concealed connector to securely join with other Mix Modular components.
- Bumpers on bottom, to protect hardwood floors.
- Wood is a natural material, with variations in grain pattern and colour that make each design unique.

# Mix Modular Prism Table

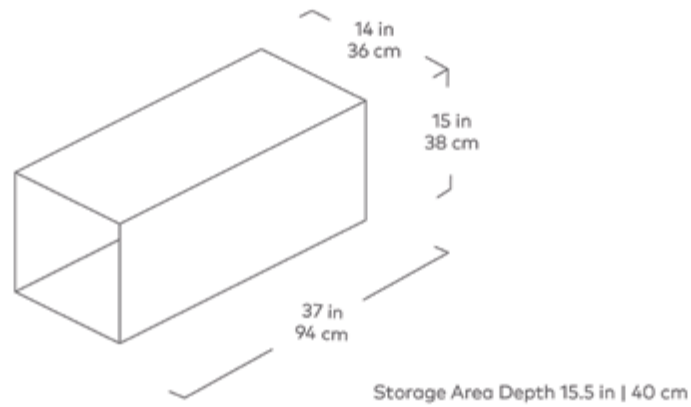


Hot  
Rolled  
Steel

Designed with our Mix Modular Collection in mind, the Prism Table evokes the best of custom design solutions for a living room layout that's as unique as your home. Made of hot rolled steel, this surprisingly lightweight hollow side table can be slotted into one of our modular sofas or sectionals as a handy hard surface where you can stash all your relaxation necessities, from drinks and remotes to books and throw blankets. With an industrial vibe that is edgy and fresh, each Prism Table features unique natural markings that give the piece a collected, one-of-a-kind charm.

Design Trade Professionals: We aim to keep our designs in stock and ready to ship quickly for projects on a tight timeline. Designs may be customized with COM and alternate finishes (minimum quantities may apply). Visit [gusmodern.com](http://gusmodern.com) for more information about our Trade & Contract programs.

# Mix Modular Prism Table



- 7 different components - Arm Left Facing, Arm Right Facing, Armless, Corner, Ottoman, Block Table & Prism Table.
- Crafted from 16g hot rolled sheet metal.
- Clear spray lacquer finish.
- Heavy duty felt pads on bottom to protect hardwood floors.
- Table is open on one side and storage area depth from opening is 15.5 in/40 cm.
- Hot-rolled steel is a natural material, with variations in markings, pattern and color that make each design unique.



# Monument End Table

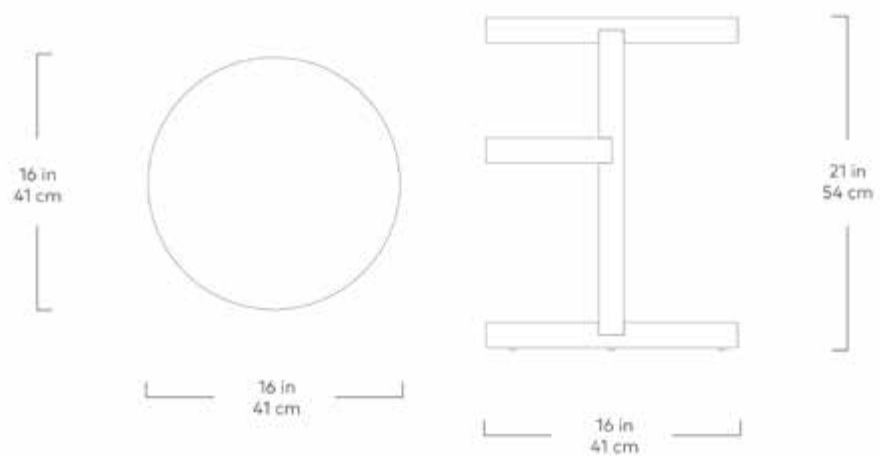


Natural  
Bamboo  
Ply

The Monument End Table ticks all the boxes of contemporary modern style with its sculptural, functional, and sustainable approach to design. This versatile, handsome accent can be nested with sofas and coffee tables or be used as an end table or stool according to your needs. Stylishly integrated shelves provide a way to keep all the essentials – from phones to remotes – neatly tucked away, yet within reach. The warm tiled grain of sustainable bamboo plywood adds organic, visual dimension while seamlessly complementing the visible joinery.

Design Trade Professionals: We aim to keep our designs in stock and ready to ship quickly for projects on a tight timeline. Designs may be customized with COM and alternate finishes (minimum quantities may apply). Visit [gusmodern.com](http://gusmodern.com) for more information about our Trade & Contract programs.

# Monument End Table



- 100% renewable bamboo plywood construction.
- Clear coat finish.
- Designed to nest with most sofas, sectionals or coffee tables.
- Can also be used as additional seating.
- Non-marking tack glide feet.

# Odeon Coffee Table



Pearl



Olive



Classic  
Walnut

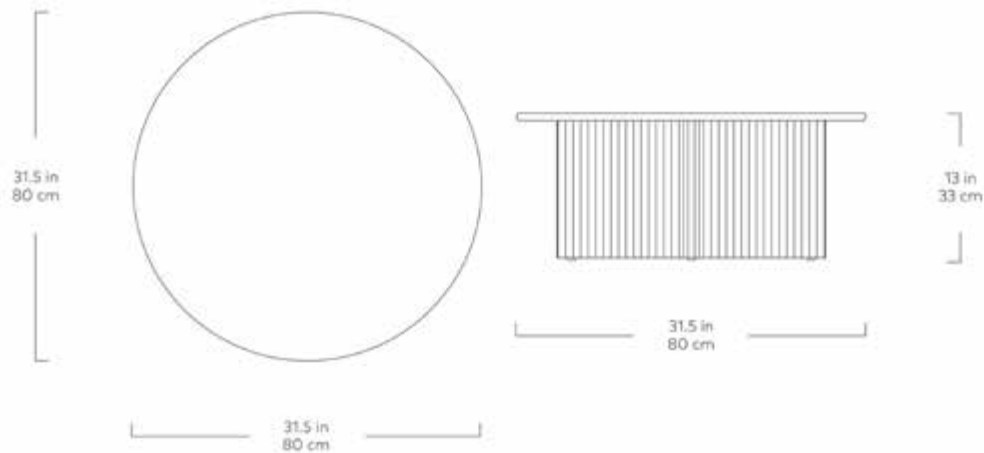


White  
Oak

Neo-Classical forms get a contemporary treatment with the Odeon Table Series, which evokes Doric columns and a muse-like femininity. From every angle, these tables reveal qualities that gently juxtapose and interplay: a scalloped base with a smooth tabletop; textured, organic wood grain in painted or natural finish; soft curves balanced by chiseled lines. The slender stature of the Odeon Coffee Table makes it the perfect addition to any seating area, and it can be nested with the Odeon End Table to create a grouping that's both elegant and functional.

Design Trade Professionals: We aim to keep our designs in stock and ready to ship quickly for projects on a tight timeline. Designs may be customized with COM and alternate finishes (minimum quantities may apply). Visit [gusmodern.com](http://gusmodern.com) for more information about our Trade & Contract programs.

# Odeon Coffee Table



- Odeon Coffee Table is designed to nest with the Odeon End Table.
- Not recommended for seating purposes.
- Plastic bumpers on bottom of base to prevent damage to hardwood floors.
- Non-marking tack glide feet.

## PAINTED WOOD

- For strength and stability, the tabletop is medium-density fiberboard with painted, real wood veneer.
- Knock-down scalloped base is sculpted, painted medium-density fiberboard reinforced by several steel posts for stability.
- Simple assembly required.
- Durable, oil-based polyurethane finish.

## WOOD

- It is normal for solid wood to expand and shrink as a result of variations in environmental humidity.  
A consistent humidity level of approximately 50% is recommended to prevent cracks and surface splits.
- The tabletop and dowel base is crafted from solid walnut or solid oak.
- Tables are finished with Rubio® Monocoat - a durable, matte, oil-based protector designed to highlight the beauty of natural wood.
- Wood finish is certified 0% VOC and is an all-natural, environmentally friendly product.
- Surface can be revitalized as desired. Visit Rubio® Monocoat website for more information.
- Wood is a natural material, with variations in grain pattern that make each design unique.



\* Wood finish

# Odeon End Table



Pearl



Olive



Classic  
Walnut

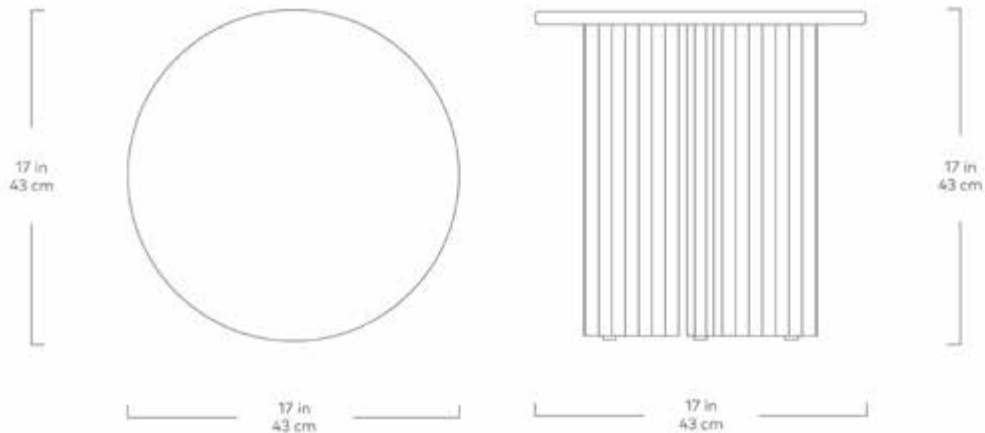


White  
Oak

Neo-Classical forms get a contemporary treatment with the Odeon Table Series, which evokes Doric columns and a muse-like femininity. From every angle, these tables reveal qualities that gently juxtapose and interplay: a scalloped base with a smooth tabletop; subtly textured wood grain visible through a creamy wash of paint; soft curves balanced by chiseled lines. The slender stature of the Odeon End Table is the perfect addition to any seating area, and can be nested with the Odeon Coffee Table.

Design Trade Professionals: We aim to keep our designs in stock and ready to ship quickly for projects on a tight timeline. Designs may be customized with COM and alternate finishes (minimum quantities may apply). Visit [guscontract.com](http://guscontract.com) for more information about our Trade & Contract programs.

# Odeon End Table



- Odeon End Table is designed to nest with the Odeon Coffee Table (sold separately).
- Not recommended for seating purposes.
- Plastic bumpers on bottom of base to prevent damage to hardwood floors.
- Non-marking tack glide feet.

## PAINTED WOOD

- For strength and stability, the tabletop is medium-density fiberboard with painted, real wood veneer.
- Knock-down scalloped base is sculpted, painted medium-density fiberboard reinforced by several steel posts for stability.
- Simple assembly required.
- Durable, oil-based polyurethane finish.

## WOOD

- It is normal for solid wood to expand and shrink as a result of variations in environmental humidity.  
A consistent humidity level of approximately 50% is recommended to prevent cracks and surface splits.
- The tabletop and dowel base is crafted from solid walnut or solid oak.
- Tables are finished with Rubio® Monocoat - a durable, matte, oil-based protector designed to highlight the beauty of natural wood.
- Wood finish is certified 0% VOC and is an all-natural, environmentally friendly product.
- Surface can be revitalized as desired. Visit Rubio® Monocoat website for more information.
- Wood is a natural material, with variations in grain pattern that make each design unique.



\* Wood finish

# Palma Coffee Table

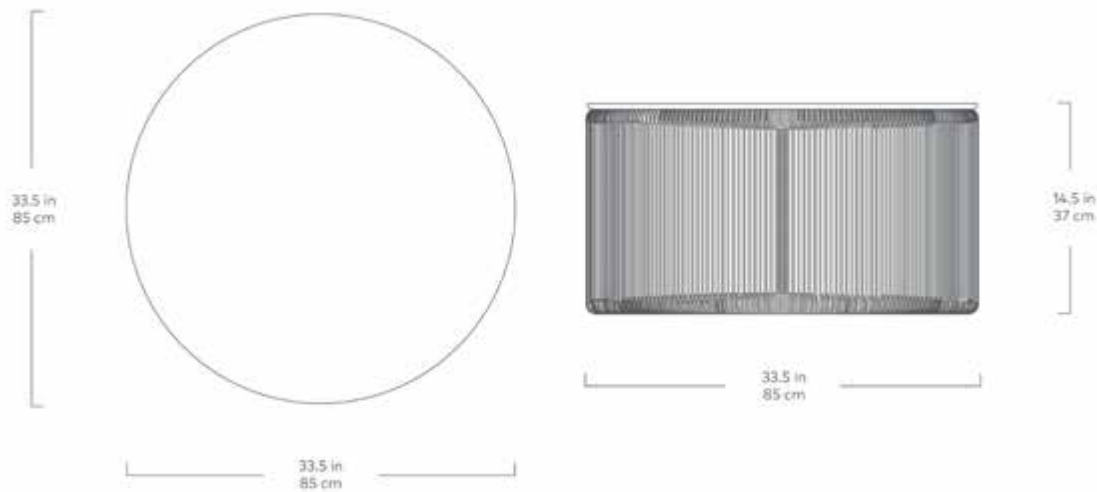


White  
Oak

An exploration of materials and craftsmanship, our Palma Tables combine a coastal-modern ethos with Scandinavian aesthetics. These contemporary accents have a perimeter wrapped expertly with Danish cord, an old-world technique that was embraced enthusiastically by Mid-century designers for its sustainability, durability and warm texture. The cord, derived from natural wood fiber, is woven continuously to create a dynamic visual rhythm that feels simultaneously solid and airy. Palma's top is crafted with solid American Oak details, finished by hand with a beautiful matte stain. Available as a coffee table and end table, which can be arranged separately or together as a sculptural set.

Design Trade Professionals: We aim to keep our designs in stock and ready to ship quickly for projects on a tight timeline. Designs may be customized with COM and alternate finishes (minimum quantities may apply). Visit [gusmodern.com](https://gusmodern.com) for more information about our Trade & Contract programs.

# Palma Coffee Table



- Sustainable Danish cord is wrapped around a durable, powder-coated metal frame.
- Tabletop is constructed with engineered wood core for strength and stability, surface-faced with thick, real wood veneer.
- Solid wood details on the underside of the tabletop allow for a rounded edge profile.
- Tables are finished with Rubio® Monocoat - a durable, matte, oil-based protector designed to highlight the beauty of natural wood.
- Wood finish is certified 0% VOC and is an all-natural, environmentally friendly product.
- Surface can be revitalized as desired. Visit Rubio® Monocoat website for more information.
- Non-marking leveler feet can be adjusted for stability on uneven floor surfaces.
- It is normal for solid wood to expand and shrink as a result of variations in environmental humidity. A consistent humidity level of approximately 50% is recommended to prevent cracks and surface splits.
- Wood is a natural material, with variations in grain pattern and colour that make each design unique.



\* Wood finish



# Palma End Table

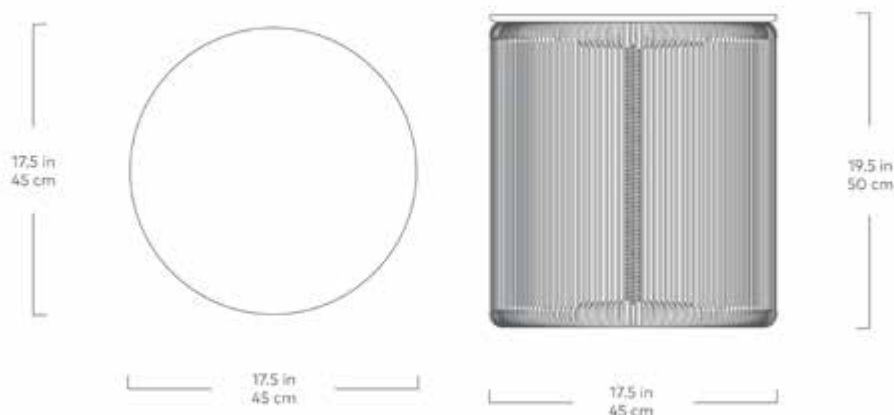


White  
Oak

An exploration of materials and craftsmanship, our Palma Tables combine a coastal-modern ethos with Scandinavian aesthetics. These contemporary accents have a perimeter wrapped expertly with Danish cord, an old-world technique that was embraced enthusiastically by Mid-century designers for its sustainability, durability and warm texture. The cord, derived from natural wood fiber, is woven continuously to create a dynamic visual rhythm that feels simultaneously solid and airy. Palma's top is crafted with solid American Oak details, finished by hand with a beautiful matte stain. Available as a coffee table and end table, which can be arranged separately or together as a sculptural set.

Design Trade Professionals: We aim to keep our designs in stock and ready to ship quickly for projects on a tight timeline. Designs may be customized with COM and alternate finishes (minimum quantities may apply). Visit [gusmodern.com](https://gusmodern.com) for more information about our Trade & Contract programs.

# Palma End Table



- Sustainable Danish cord is wrapped around a durable, powder-coated metal frame.
- Tabletop is constructed with engineered wood core for strength and stability, surface-faced with thick, real wood veneer.
- Solid wood details on the underside of the tabletop allow for a rounded edge profile.
- Tables are finished with Rubio® Monocoat - a durable, matte, oil-based protector designed to highlight the beauty of natural wood.
- Wood finish is certified 0% VOC and is an all-natural, environmentally friendly product.
- Surface can be revitalized as desired. Visit Rubio® Monocoat website for more information.
- Non-marking leveler feet can be adjusted for stability on uneven floor surfaces.
- It is normal for solid wood to expand and shrink as a result of variations in environmental humidity. A consistent humidity level of approximately 50% is recommended to prevent cracks and surface splits.
- Wood is a natural material, with variations in grain pattern and colour that make each design unique.



\* Wood finish

# Porter Coffee Table - Rectangle



Natural  
Walnut

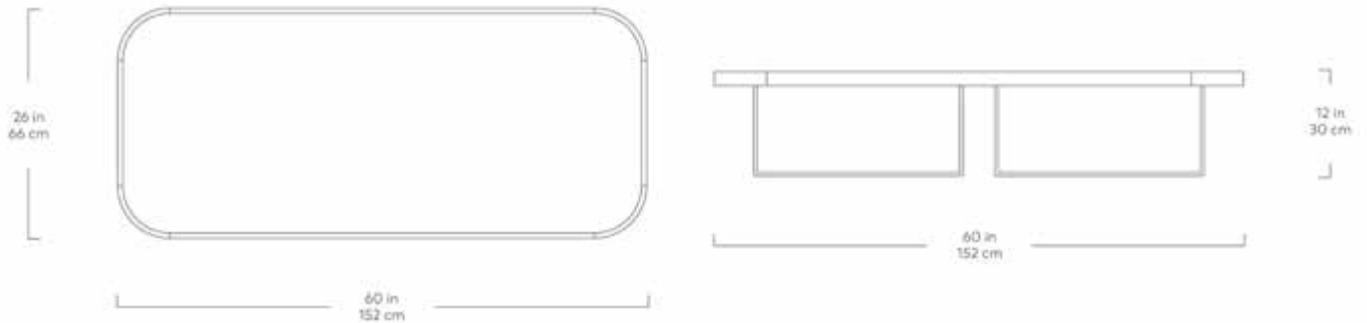


Black  
Ash

The Rectangular Porter Coffee Table offers an expansive, low-profile surface with refined, modern elements. It features a veneered wood top and a raised, solid wood edge detail with rounded corners. The eye-catching base features an architectural arrangement of two, powder-coated metal triangles. Part of the Porter Series, it is designed to nest with the Porter End Table.

Design Trade Professionals: We aim to keep our designs in stock and ready to ship quickly for projects on a tight timeline. Designs may be customized with COM and alternate finishes (minimum quantities may apply). Visit [guscontract.com](http://guscontract.com) for more information about our Trade & Contract programs.

# Porter Coffee Table - Rectangle



- Raised, solid ash or walnut rounded edge detail.
- Blonde and black colourways have wood edging that is FSC®-Certified in support of responsible forest management (FSC® 092551).
- For strength and stability, table surface is a plywood core with real wood veneer in ash or walnut.
- Water-based, clear coat finish.
- Matte black, powder-coated, solid tubular steel base.
- Bumpers on the bottom of base to protect hardwood floors.
- The Porter Series is constructed with a combination of solid wood and wood veneer components, each with its own distinct grain pattern and coloring. These variations make each design natural and unique.



# Porter Coffee Table - Square



Natural  
Walnut

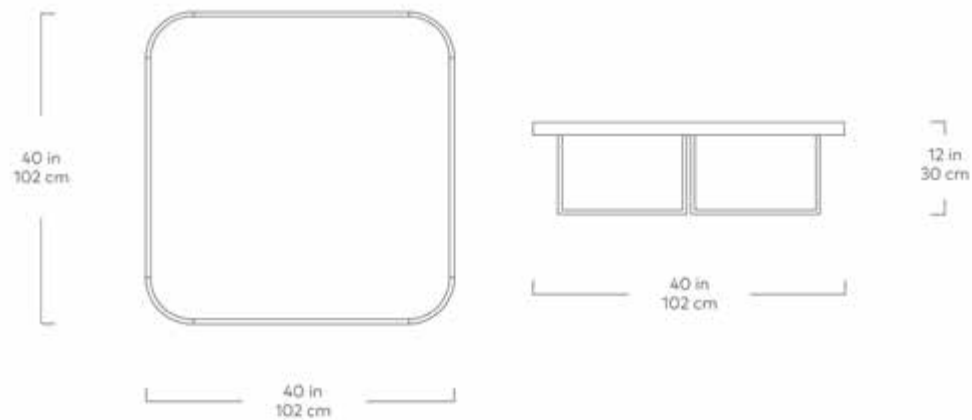


Black  
Ash

The Square Porter Coffee Table offers an expansive, low-profile surface with refined, modern elements. It features a veneered wood top and a raised, solid wood edge detail with rounded corners. The eye-catching base features an architectural arrangement of two, powder-coated metal triangles. Part of the Porter Series, it is designed to nest with the Porter End Table.

Design Trade Professionals: We aim to keep our designs in stock and ready to ship quickly for projects on a tight timeline. Designs may be customized with COM and alternate finishes (minimum quantities may apply). Visit [gusmodern.com](http://gusmodern.com) for more information about our Trade & Contract programs.

# Porter Coffee Table - Square



- Raised, solid ash or walnut rounded edge detail.
- Blonde and black colourways have wood edging that is FSC®-Certified in support of responsible forest management (FSC® 092551).
- For strength and stability, table surface is a plywood core with real wood veneer in ash or walnut.
- Water-based, clear coat finish.
- Matte black, powder-coated, solid tubular steel base.
- Bumpers on the bottom of base to protect hardwood floors.
- The Porter Series is constructed with a combination of solid wood and wood veneer components, each with its own distinct grain pattern and coloring. These variations make each design natural and unique.



# Porter Console Table



Natural  
Walnut

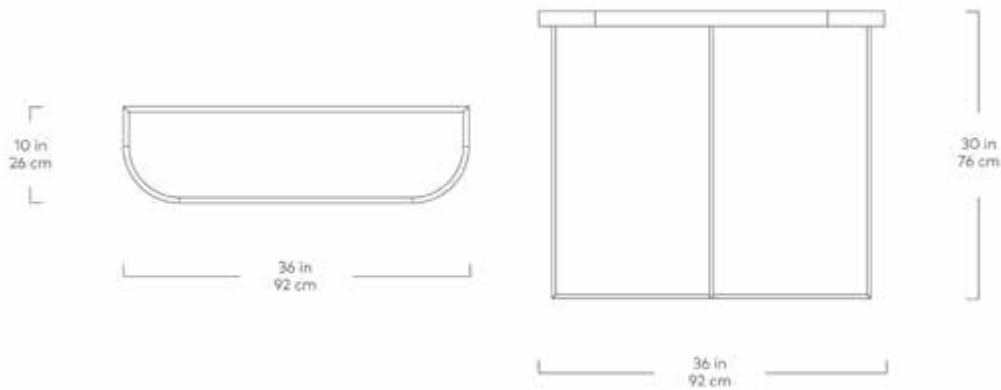


Black  
Ash

The Porter Console Table is a minimalist, geometric accent piece well suited for modern spaces. It features a veneered wood top and a raised, solid wood edge detail with rounded corners. The eye-catching base features an architectural powder-coated metal triangle. The table's slender, compact form is perfect for entryways and other smaller spaces where every square foot counts.

Design Trade Professionals: We aim to keep our designs in stock and ready to ship quickly for projects on a tight timeline. Designs may be customized with COM and alternate finishes (minimum quantities may apply). Visit [gusmodern.com](http://gusmodern.com) for more information about our Trade & Contract programs.

# Porter Console Table



- Must fasten integrated metal brackets to the wall for safety and stability.
- Raised, solid ash or walnut rounded edge detail.
- Blonde and black colourways have wood edging that is FSC®-Certified in support of responsible forest management (FSC® 092551).
- For strength and stability, table surface is a plywood core with real wood veneer in ash or walnut.
- Water-based, clear coat finish.
- Inset base allows table to sit flush against the wall.
- Matte black, powder-coated, solid tubular steel base.
- Bumpers on the bottom of base to protect hardwood floors.
- The Porter Series is constructed with a combination of solid wood and wood veneer components, each with its own distinct grain pattern and coloring. These variations make each design natural and unique.





# Porter End Table



Natural  
Walnut

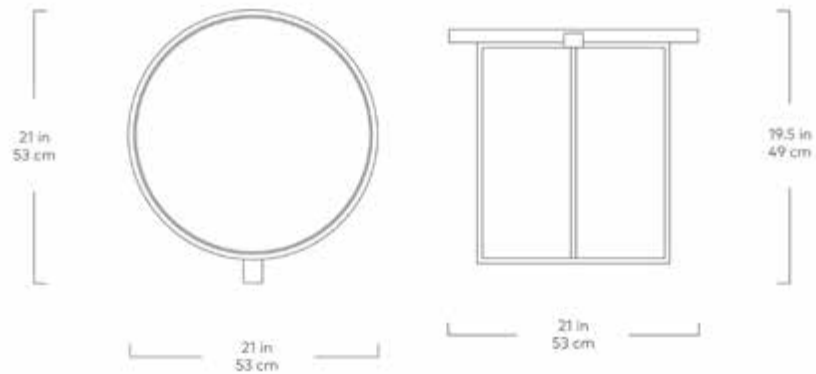


Black  
Ash

The Porter End Table is a functional, organic accent piece which features a solid walnut routed top, which sits atop a sleek, triangular metal frame. A leather pull detail adds a touch of bespoke flair. The Porter is the perfect accent piece for a living room, bedroom or nursery.

Design Trade Professionals: We aim to keep our designs in stock and ready to ship quickly for projects on a tight timeline. Designs may be customized with COM and alternate finishes (minimum quantities may apply). Visit [gusmodern.com](http://gusmodern.com) for more information about our Trade & Contract programs.

# Porter End Table



- Matte black, powder-coated, solid tubular steel base.
- Solid Walnut top with CNC-routed recess detail.
- Leather detail.
- Water-based, clear coat finish.
- Bumpers on the bottom of base to protect hardwood floors.
- Wood is a natural material, with variations in grain pattern and colour that make each design unique.



# Quarry Coffee Table - Rectangle



## SURFACE



Clear  
Glass



Smoke  
Glass

## BASE



Natural  
Walnut

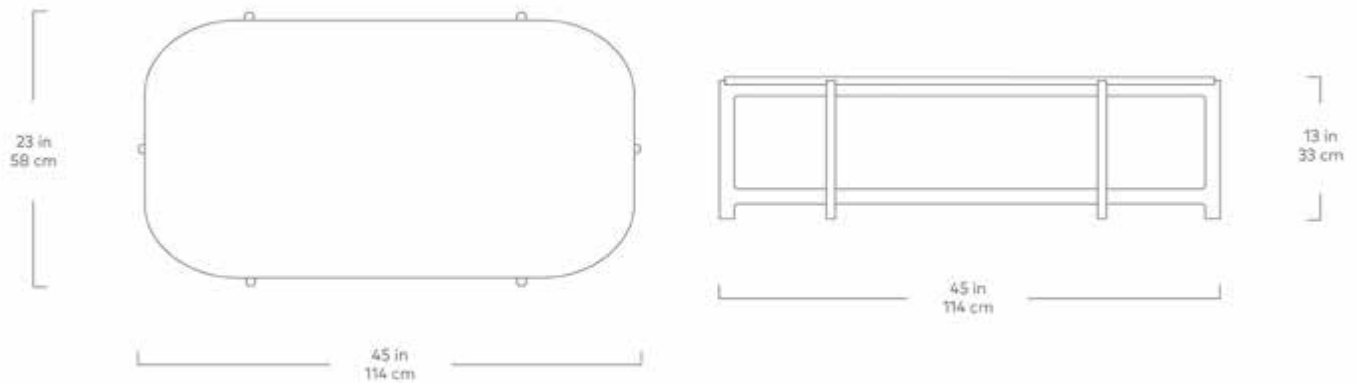


Natural  
Ash

The Quarry Rectangular Coffee Table is a minimalist take on casual sophistication. Contrasting materials reveal the striking combination of glass and wood grain. The glass top has rounded corners to soften the look, and the eye-catching, solid-wood cross base reinforces this aesthetic with rounded edges and elegant joinery details. The Quarry Rectangular Coffee Table can be displayed alone, or nested with the Quarry End Table or Square Coffee Table.

Design Trade Professionals: We aim to keep our designs in stock and ready to ship quickly for projects on a tight timeline. Designs may be customized with COM and alternate finishes (minimum quantities may apply). Visit [gusmodern.com](http://gusmodern.com) for more information about our Trade & Contract programs.

# Quarry Coffee Table - Rectangle



- Rounded corners on tempered glass tops and beveled frame softens the table edges.
- Natural Ash base is kiln-dried FSC®-Certified hardwood (FSC® 092551) in support of responsible forest management.
- Walnut base is solid walnut.
- Cutouts in the top of the base have rubber bumpers to secure the glass.
- Plastic bumpers on bottom of base to prevent damage to hardwood floors.
- Wood is a natural material, with variations in grain pattern and colour that make each design unique.



# Quarry Coffee Table - Square



## SURFACE



Clear  
Glass



Smoke  
Glass

## BASE



Natural  
Walnut

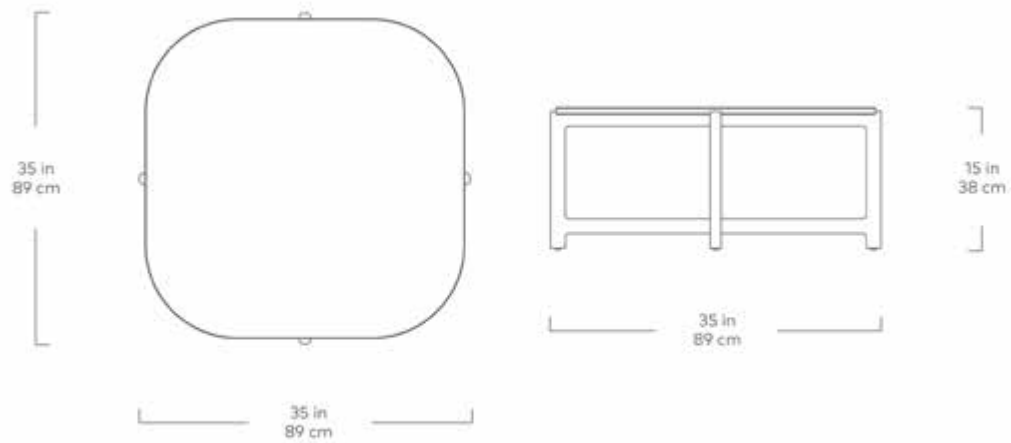


Natural  
Ash

The Quarry Square Coffee Table is a minimalist take on casual sophistication. Contrasting materials reveal the striking combination of glass and wood grain. The glass top has rounded corners to soften the look, and the eye-catching, solid-wood cross base reinforces this aesthetic with rounded edges and elegant joinery details. The Quarry Square Coffee Table can be displayed alone, or nested with the Quarry End Table or Rectangular Coffee Table.

Design Trade Professionals: We aim to keep our designs in stock and ready to ship quickly for projects on a tight timeline. Designs may be customized with COM and alternate finishes (minimum quantities may apply). Visit [gusmodern.com](http://gusmodern.com) for more information about our Trade & Contract programs.

# Quarry Coffee Table - Square



- Rounded corners on tempered glass tops and beveled frame softens the table edges.
- Natural Ash base is kiln-dried FSC®-Certified hardwood (FSC® 092551) in support of responsible forest management.
- Walnut base is solid walnut.
- Cutouts in the top of the base have rubber bumpers to secure the glass.
- Plastic bumpers on bottom of base to prevent damage to hardwood floors.
- Wood is a natural material, with variations in grain pattern and colour that make each design unique.



# Quarry End Table



## SURFACE



Clear  
Glass



Smoke  
Glass

## BASE



Natural  
Walnut

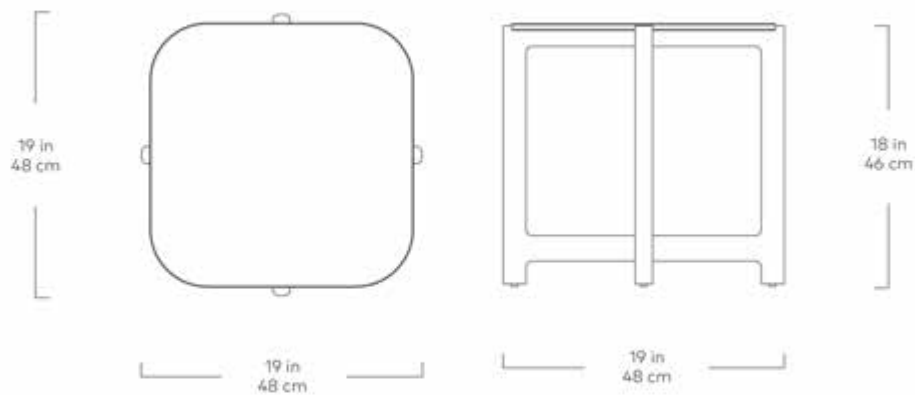


Natural  
Ash

The Quarry End Table is a minimalist take on casual sophistication. Contrasting materials reveal the striking combination of glass and wood grain. The glass top has rounded corners to soften the look, and the eye-catching, solid-wood cross base reinforces this aesthetic with rounded edges and elegant joinery details. The Quarry End Table can be displayed alone, or nested with the Square or Rectangular Coffee Table.

Design Trade Professionals: We aim to keep our designs in stock and ready to ship quickly for projects on a tight timeline. Designs may be customized with COM and alternate finishes (minimum quantities may apply). Visit [gusmodern.com](https://gusmodern.com) for more information about our Trade & Contract programs.

# Quarry End Table



- Rounded corners on tempered glass tops and beveled frame softens the table edges.
- Natural Ash base is kiln-dried FSC®-Certified hardwood (FSC® 092551) in support of responsible forest management.
- Walnut base is solid walnut.
- Cutouts in the top of the base have rubber bumpers to secure the glass.
- Plastic bumpers on bottom of base to prevent damage to hardwood floors.
- Wood is a natural material, with variations in grain pattern and colour that make each design unique.





# Solana Oval Coffee Table

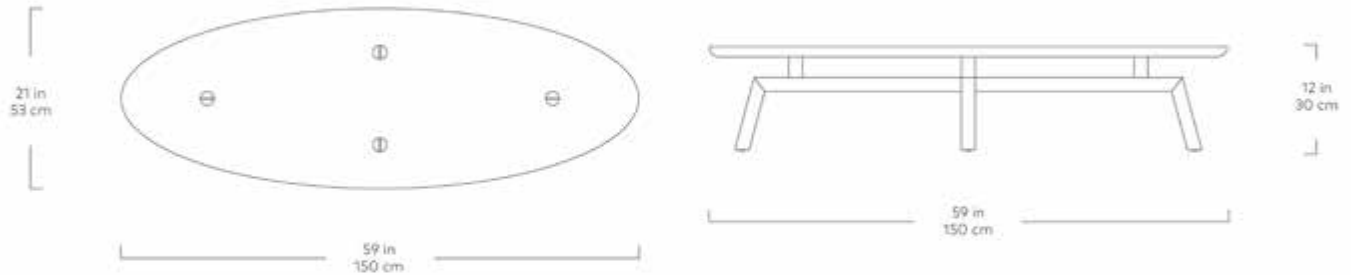


Natural  
Walnut

Channeling classic mid-century style with the relaxed ambiance of 1970's Modernism, the Solana Oval Coffee Table showcases solid wood craftsmanship and sculptural beauty. The organic curves of the tabletop rest upon angular legs, creating a pleasing contrast unified by the warmth of the smooth wood grain. Visible joinery details—seamless wedged tenon joints in the top, finger joint detailing in the legs—add subtle interest to this refined accent piece. Part of the Solana Table Series, it is designed to nest with the Solana Triangular Coffee Table or Solana Oval Coffee Table.

Design Trade Professionals: We aim to keep our designs in stock and ready to ship quickly for projects on a tight timeline. Designs may be customized with COM and alternate finishes (minimum quantities may apply). Visit [gusmodern.com](http://gusmodern.com) for more information about our Trade & Contract programs.

# Solana Oval Coffee Table



- Crafted from solid Walnut or Ash.
- Solid ash is FSC®-Certified in support of responsible forest management (FSC® 092551).
- Exposed, wedged tenon joinery on a CNC-routed tabletop.
- Solid, angled legs showcase finger-joint detailing.
- Bumpers on the bottom of base to protect hardwood floors.
- Water-based, clear coat finish.
- Nests with Solana Triangular Coffee Table and Solana End Table.
- Simple assembly required.
- Each Solana Table features its own distinct grain pattern and coloring. These variations make each design natural and unique.



# Solana Triangular Coffee Table

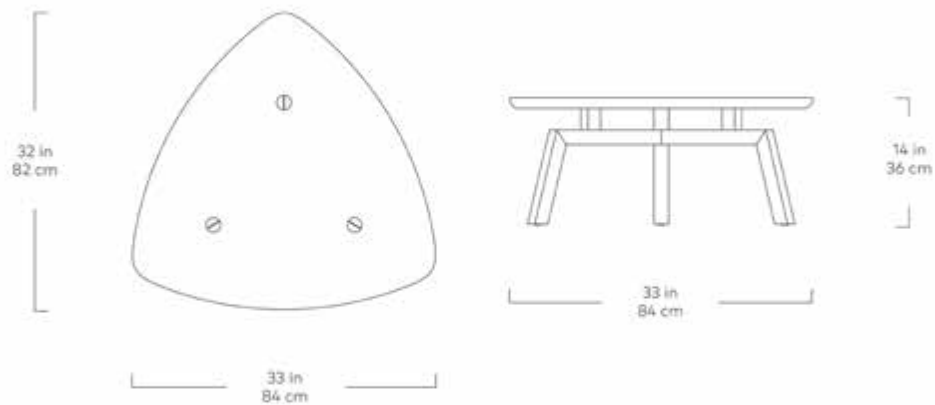


Natural  
Walnut

Channeling classic mid-century style with the relaxed ambiance of 1970's Modernism, the Solana Triangular Coffee Table showcases solid wood craftsmanship and sculptural beauty. The organic curves of the tabletop rest upon angular legs, creating a pleasing contrast unified by the warmth of the smooth wood grain. Visible joinery details—seamless wedged tenon joints in the top, finger joint detailing in the legs—add subtle interest to this refined accent piece. Part of the Solana Table Series, it is designed to nest with the Solana Oval Coffee Table or Solana End Table.

Design Trade Professionals: We aim to keep our designs in stock and ready to ship quickly for projects on a tight timeline. Designs may be customized with COM and alternate finishes (minimum quantities may apply). Visit [gusmodern.com](http://gusmodern.com) for more information about our Trade & Contract programs.

# Solana Triangular Coffee Table



- Crafted from solid Walnut or Ash.
- Solid ash is FSC®-Certified in support of responsible forest management (FSC® 092551).
- Exposed, wedged tenon joinery on a CNC-routed tabletop.
- Solid, angled legs showcase finger-joint detailing.
- Bumpers on the bottom of base to protect hardwood floors.
- Water-based, clear coat finish.
- Nests with Solana Oval Coffee Table and Solana End Table.
- Each Solana Table features its own distinct grain pattern and coloring. These variations make each design natural and unique.



# Solana Triangular End Table

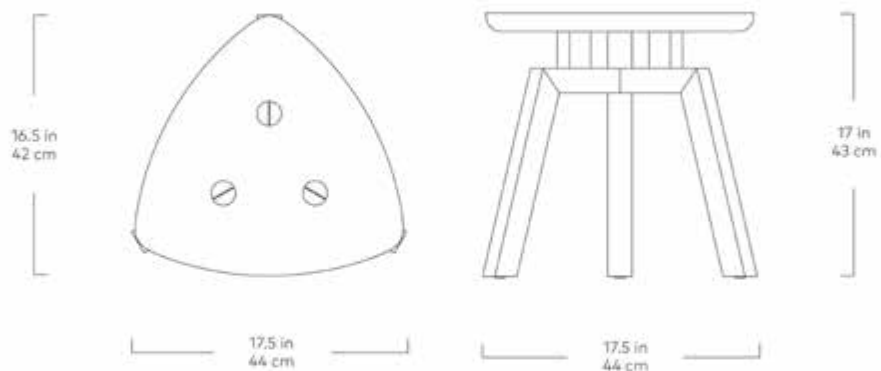


Natural  
Walnut

Channeling classic mid-century style with the relaxed ambiance of 1970's Modernism, the Solana Triangular End Table showcases solid wood craftsmanship and sculptural beauty. The organic curves of the tabletop rest upon angular legs, creating a pleasing contrast unified by the warmth of the smooth wood grain. Visible joinery details—seamless wedged tenon joints in the top, finger joint detailing in the legs—add subtle interest to this refined accent piece. Part of the Solana Table Series, it is designed to nest with the Solana Oval or Triangular Coffee Table.

Design Trade Professionals: We aim to keep our designs in stock and ready to ship quickly for projects on a tight timeline. Designs may be customized with COM and alternate finishes (minimum quantities may apply). Visit [gusmodern.com](https://gusmodern.com) for more information about our Trade & Contract programs.


# Solana Triangular End Table



- Crafted from solid Walnut or Ash.
- Solid ash is FSC®-Certified in support of responsible forest management (FSC® 092551).
- Exposed, wedged tenon joinery on a CNC-routed tabletop.
- Solid, angled legs showcase finger-joint detailing.
- Bumpers on the bottom of base to protect hardwood floors.
- Water-based, clear coat finish.
- Not recommended as a stool.
- Nests with Solana Oval Coffee Table and Solana Triangular Coffee Table.
- Each Solana Table features its own distinct grain pattern and coloring. These variations make each design natural and unique.



# Timber Table

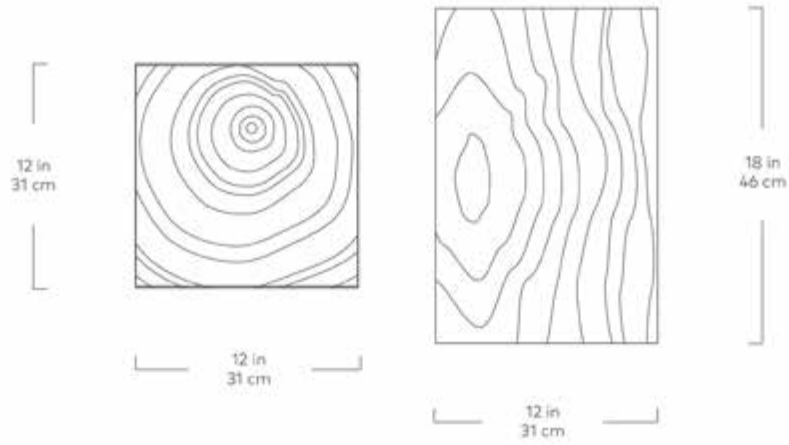


Clear  
Acrylic

This accent table playfully fuses woodgrain patterns onto a five-sided acrylic box, juxtaposing organic lines with modern materials. The Timber Table is hollow, and can be flipped over to create an elegant storage piece.

Design Trade Professionals: We aim to keep our designs in stock and ready to ship quickly for projects on a tight timeline. Designs may be customized with COM and alternate finishes (minimum quantities may apply). Visit [gusmodern.com](http://gusmodern.com) for more information about our Trade & Contract programs.

# Timber Table



- Surfaces are precision-cut, 1/4" clear acrylic.
- Acrylic edges are flame polished for clarity and smooth finish.
- Panels are joined with invisible, UV-cured adhesive.
- Not recommended as a stool.



# Tobias Coffee Table - Rectangular

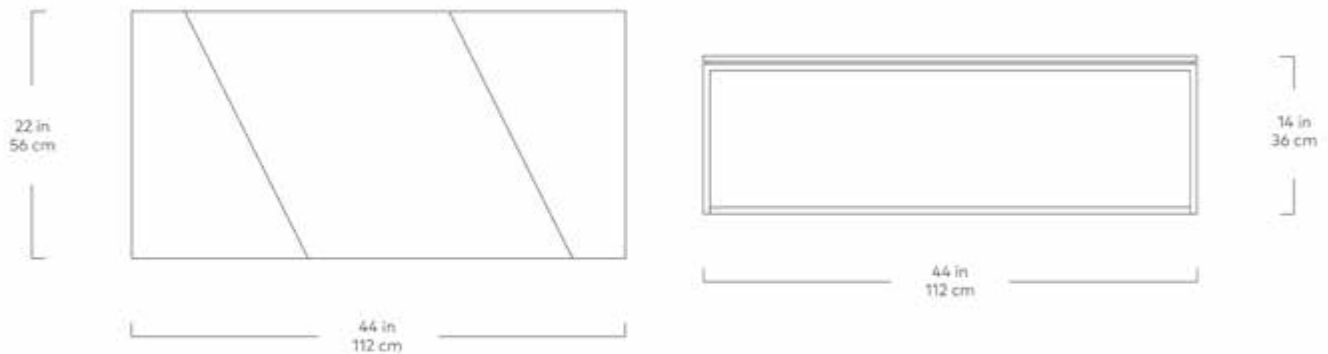


Natural  
Walnut

The Tobias Coffee Table is a minimalist, geometric accent piece well suited for modern spaces. The rectangular top features a dynamic arrangement of walnut wood grain panels, which rest on a slim, solid steel base. A subtle reveal along the table edge creates the illusion of a floating top.

Design Trade Professionals: We aim to keep our designs in stock and ready to ship quickly for projects on a tight timeline. Designs may be customized with COM and alternate finishes (minimum quantities may apply). Visit [gusmodern.com](https://gusmodern.com) for more information about our Trade & Contract programs.

# Tobias Coffee Table - Rectangular



- Top is constructed with an engineered wood core for strength and stability.
- Real-wood veneer top surface with water-based, clear coat finish.
- Bench-made, solid, steel base with durable, powder-coat finish.
- Bumpers on the bottom of base to protect hardwood floors.
- Wood is a natural material, with variations in grain pattern and colour that make each design unique.

# Tobias Coffee Table - Square

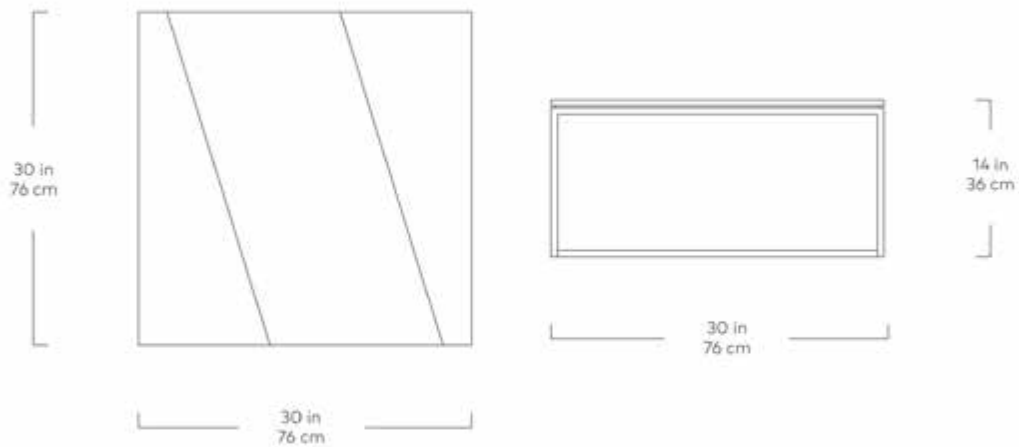


Natural  
Walnut

The Tobias Coffee Table is a minimalist, geometric accent piece well suited for modern spaces. The square top features a dynamic arrangement of walnut wood grain panels, which rest on a slim, solid steel base. A subtle reveal along the table edge creates the illusion of a floating top.

Design Trade Professionals: We aim to keep our designs in stock and ready to ship quickly for projects on a tight timeline. Designs may be customized with COM and alternate finishes (minimum quantities may apply). Visit [gusmodern.com](https://gusmodern.com) for more information about our Trade & Contract programs.

# Tobias Coffee Table - Square



- Top is constructed with an engineered wood core for strength and stability.
- Real-wood veneer top surface with water-based, clear coat finish.
- Bench-made, solid, steel base with durable, powder-coat finish.
- Bumpers on the bottom of base to protect hardwood floors.
- Wood is a natural material, with variations in grain pattern and colour that make each design unique.

# Tobias Nesting Table

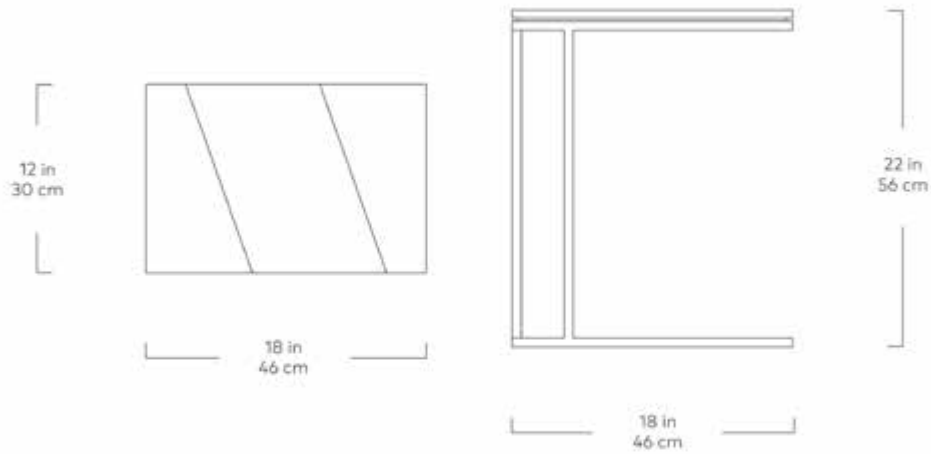


Natural  
Walnut

The Tobias Nesting Table is a minimalist, geometric accent piece well suited for modern spaces. The top features a dynamic arrangement of walnut wood grain panels, which rest on a slim, solid steel base. A subtle reveal along the table edge creates the illusion of a floating top. The table is designed to nest into your sectional or sofa to create a handy surface for your snacks or smart devices.

Design Trade Professionals: We aim to keep our designs in stock and ready to ship quickly for projects on a tight timeline. Designs may be customized with COM and alternate finishes (minimum quantities may apply). Visit [gusmodern.com](https://gusmodern.com) for more information about our Trade & Contract programs.

# Tobias Nesting Table



- Top is constructed with an engineered wood core for strength and stability.
- Real-wood veneer top surface with water-based, clear coat finish.
- Bench-made, solid, steel base with durable, powder-coat finish.
- Bumpers on the bottom of base to protect hardwood floors.
- Wood is a natural material, with variations in grain pattern and colour that make each design unique.

# Tobias Network Table

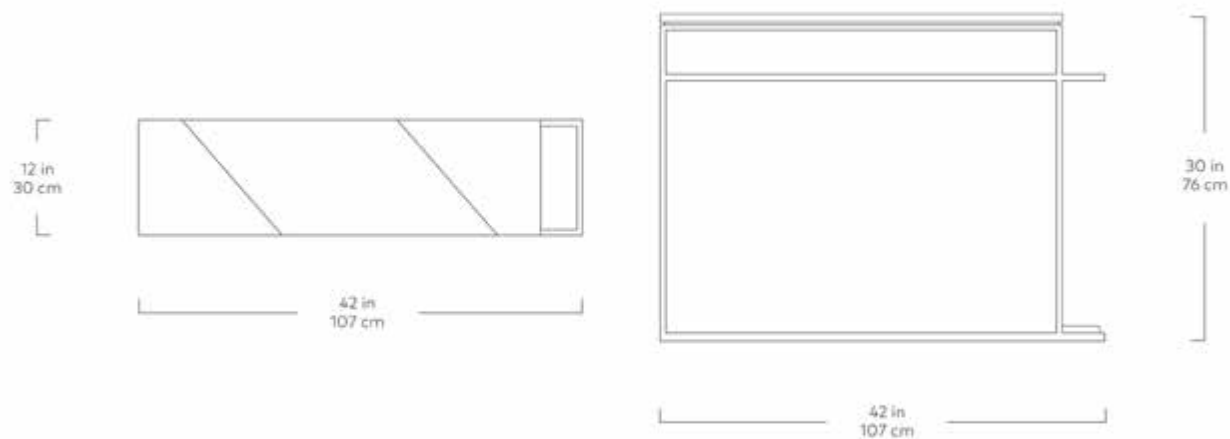


Natural  
Walnut

The Tobias Network Table is a minimalist, geometric accent piece well suited for modern live/work spaces. Designed to be just the right height when using a laptop or tablet from your sofa or accent chair, this table is a mobile work surface that easily transitions back into a modern accent piece when your work is done. The rectangular top features a dynamic arrangement of walnut wood grain panels, which rest on a slim, solid steel base. A subtle reveal along the table edge creates the illusion of a floating top. Part of the Tobias Series, matching perfectly with the Tobias Square Coffee Table, Rectangle Coffee Table, End Table and Nesting Table.

Design Trade Professionals: We aim to keep our designs in stock and ready to ship quickly for projects on a tight timeline. Designs may be customized with COM and alternate finishes (minimum quantities may apply). Visit [gusmodern.com](http://gusmodern.com) for more information about our Trade & Contract programs.

# Tobias Network Table



- Top is constructed with an engineered wood core for strength and stability.
- Real-wood veneer top surface with water-based, clear coat finish.
- Bench-made, solid, steel base with durable, powder-coat finish.
- Bumpers on the bottom of base to protect hardwood floors.
- Wood is a natural material, with variations in grain pattern and colour that make each design unique.



# Tobias End Table

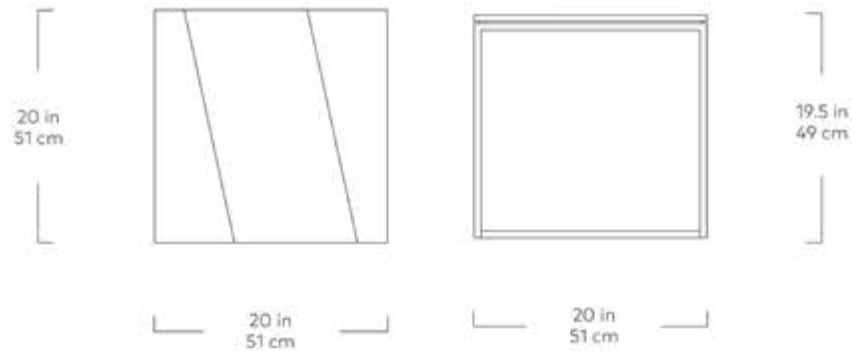


Natural  
Walnut

The Tobias End Table is a minimalist, geometric accent piece well suited for modern spaces. The square top features a dynamic arrangement of walnut wood grain panels, which rest on a slim, solid steel base. A subtle reveal along the table edge creates the illusion of a floating top.

Design Trade Professionals: We aim to keep our designs in stock and ready to ship quickly for projects on a tight timeline. Designs may be customized with COM and alternate finishes (minimum quantities may apply). Visit [gusmodern.com](https://gusmodern.com) for more information about our Trade & Contract programs.

# Tobias End Table



- Top is constructed with an engineered wood core for strength and stability.
- Real-wood veneer top surface with water-based, clear coat finish.
- Bench-made, solid, steel base with durable, powder-coat finish.
- Bumpers on the bottom of base to protect hardwood floors.
- Wood is a natural material, with variations in grain pattern and colour that make each design unique.

# Transit Bench



Black  
Ash

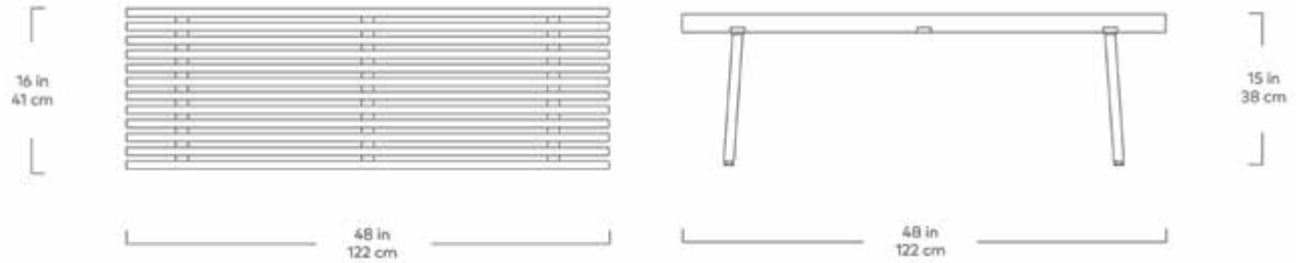


Natural  
Ash

The Transit Bench is a versatile design that can be used as seating for tight spots like entryways and bedrooms, or as a coffee table. The surface, which creates a pleasing, elemental pattern, is constructed with solid wood pieces that are joined precisely in parallel to create a design that is both sturdy and lightweight. The legs are splayed slightly for stability, and are made with powder-coated, tubular steel. Available in natural ash with white legs, or black ash with black legs. All wood is FSC®-Certified in support of responsible forest management.

Design Trade Professionals: We aim to keep our designs in stock and ready to ship quickly for projects on a tight timeline. Designs may be customized with COM and alternate finishes (minimum quantities may apply). Visit [gusmodern.com](https://gusmodern.com) for more information about our Trade & Contract programs.

# Transit Bench



- Solid, durable, FSC®-Certified Ash top (FSC® 092551).
- Powder-coated, tubular steel legs.
- Bumpers on legs to protect hardwood floors.
- Wood is a natural material, with variations in grain pattern and colour that make each design unique.



# Transit Coffee Table



Black  
Ash

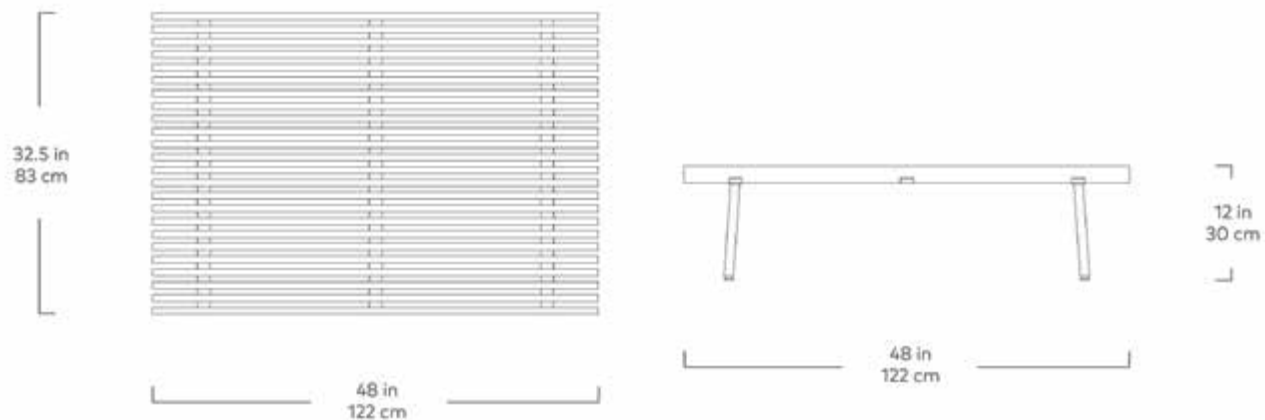


Natural  
Ash

With a low, wide profile, the Transit Coffee Table evokes a relaxed, grounded vibe that helps it blend seamlessly into any minimalist space. The surface, which creates a pleasing, elemental pattern, is constructed with solid wood pieces that are joined precisely in parallel to create a design that is both sturdy and lightweight. The legs are splayed slightly for stability and are made with powder-coated steel. Available in natural or black ash finish, nest it with other pieces from our Transit Series to create a playful arrangement, or let it make a modern statement all on its own. All wood is FSC®-Certified in support of responsible forest management.

Design Trade Professionals: We aim to keep our designs in stock and ready to ship quickly for projects on a tight timeline. Designs may be customized with COM and alternate finishes (minimum quantities may apply). Visit [gusmodern.com](https://gusmodern.com) for more information about our Trade & Contract programs.

# Transit Coffee Table



- Not recommended for seating purposes.
- Solid Ash slats are FSC®-Certified in support of responsible forest management (FSC® 092551).
- Powder-coated, tubular steel legs.
- Non-marking leveler feet.
- Water-based, clear coat finish.
- Nests with Transit Bench and Transit End Table.
- Light assembly required.
- Wood is a natural material, with variations in grain pattern and colour that make each design unique.



# Transit End Table



Black  
Ash

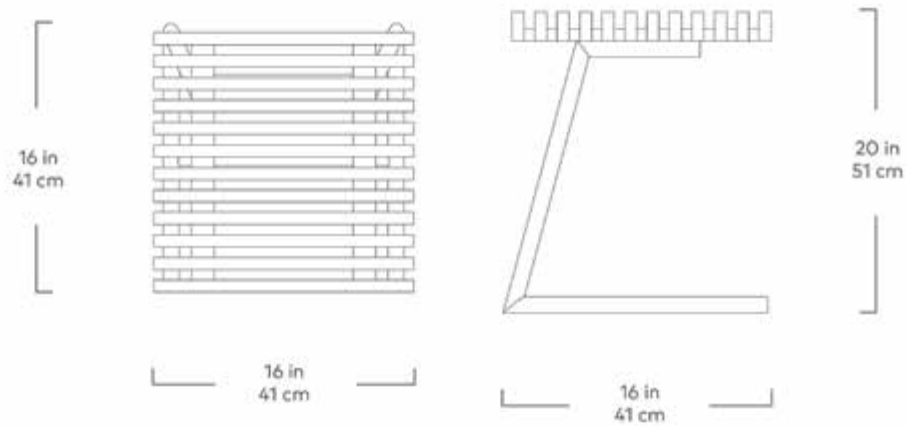


Natural  
Ash

The versatile Transit End Table blends seamlessly into any residential or corporate space. The surface, which creates a pleasing, elemental pattern, is constructed with solid wood pieces that are joined precisely in parallel to create a design that is both sturdy and lightweight. The legs are splayed slightly for stability and are made with powder-coated steel. Available in natural or black ash finish, nest it with other pieces from our Transit Series to create a playful arrangement, or let it make a modern statement all on its own. All wood is FSC®-Certified in support of responsible forest management.

Design Trade Professionals: We aim to keep our designs in stock and ready to ship quickly for projects on a tight timeline. Designs may be customized with COM and alternate finishes (minimum quantities may apply). Visit [gusmodern.com](https://gusmodern.com) for more information about our Trade & Contract programs.

# Transit End Table



- Solid Ash slats are FSC®-Certified in support of responsible forest management (FSC® 092551).
- Angled, cantilevered design allows it to nest into sofas and sectionals.
- Powder-coated, tubular steel legs.
- Non-marking leveler feet.
- Water-based, clear coat finish.
- Nests with Transit Bench and Transit Coffee Table.
- Wood is a natural material, with variations in grain pattern and colour that make each design unique.





# Wave Stool



Blonde  
Ash

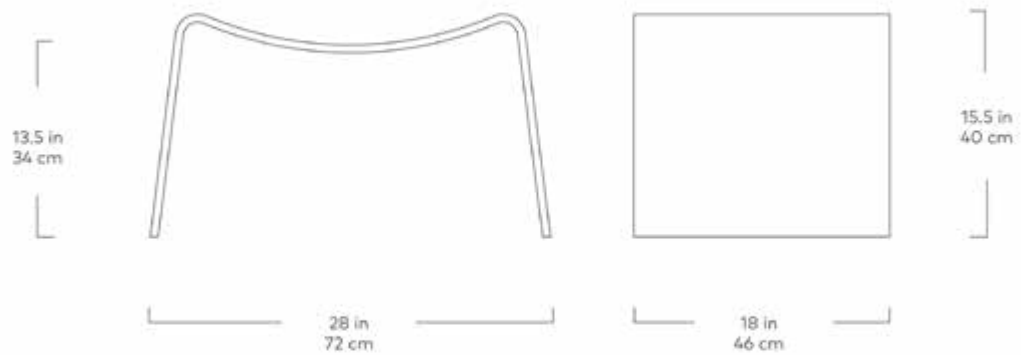


Natural  
Walnut

The Wave Stool smooth, flowing lines are an ode to the waters of Canada countless lakes and rivers. The cut edge reveals layers of exposed-ply, and the stool wide curve allows for a generous and accommodating seating area. Small-scaled and extremely versatile, the Wave Stool is perfect in living rooms, bedrooms or front hallways.

Design Trade Professionals: We aim to keep our designs in stock and ready to ship quickly for projects on a tight timeline. Designs may be customized with COM and alternate finishes (minimum quantities may apply). Visit [gusmodern.com](http://gusmodern.com) for more information about our Trade & Contract programs.

# Wave Stool



- Layers of plywood are pressed and molded into a 'wave' shape and finished with a real wood veneer.
- Clear coat finish.
- Features exposed plywood edges.
- Wood is a natural material, with variations in grain pattern and colour that make each design unique.

# Dining



# Annex Extendable Dining Table



White  
Oak

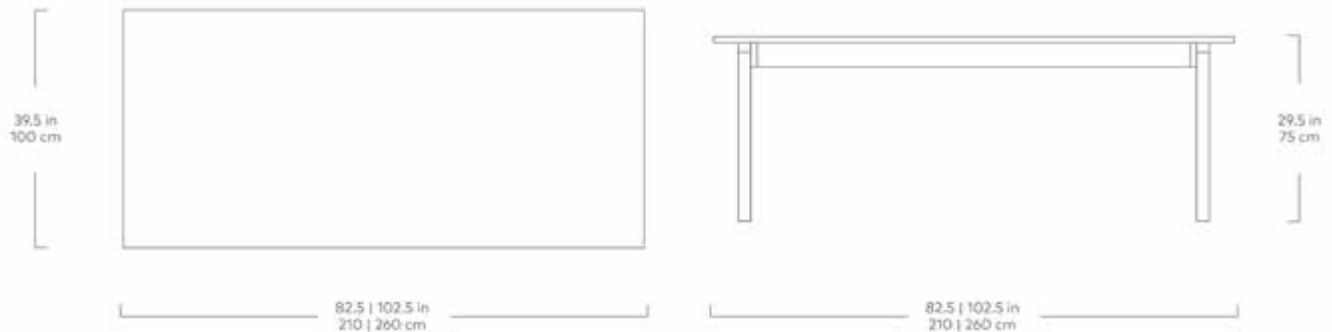


Classic  
Walnut

The Annex Table transforms from everyday dining stalwart to special occasion hero without skipping a beat. Expert craftsmanship and attention to detail are evident at every angle — from the bespoke notch detailing on the legs that give a floating effect to the tabletop, to the natural matte finish that’s been hand-applied to each piece. The conversation will flow easily no matter how many you’re dining with, thanks to an integrated extension that effortlessly expands the table from an intimate spot to a lively entertainment zone. The more the merrier, after all.

Design Trade Professionals: We aim to keep our designs in stock and ready to ship quickly for projects on a tight timeline. Designs may be customized with COM and alternate finishes (minimum quantities may apply). Visit [gusmodern.com](https://gusmodern.com) for more information about our Trade & Contract programs.

# Annex Extendable Dining Table



- Sits up to 8 people when table is closed, up to 10 people when extended.
- Fold-out leaves are smartly hidden underneath when table is in closed position.
- No visible tabletop seams when table is closed.
- Tabletop constructed with engineered wood core for strength and stability, surface-faced in Oak or Walnut veneer.
- Table skirt and legs are constructed with solid wood.
- Tables are finished with Rubio® Monocoat - a durable, matte, oil-based protector designed to highlight the beauty of natural wood.
- Wood finish is certified 0% VOC and is an all-natural, environmentally friendly product.
- Surface can be revitalized as desired. Visit Rubio® Monocoat website for more information.
- Bumpers on the bottom of legs to protect hardwood floors.
- Assembles easily with provided hardware.
- Wood is a natural material, with variations in grain pattern and colour that make each design unique.
- It is normal for solid wood to expand and shrink as a result of variations in environmental humidity. A consistent humidity level of approximately 50% is recommended to prevent cracks and surface splits.



# Atwell Dining Table-Rectangle

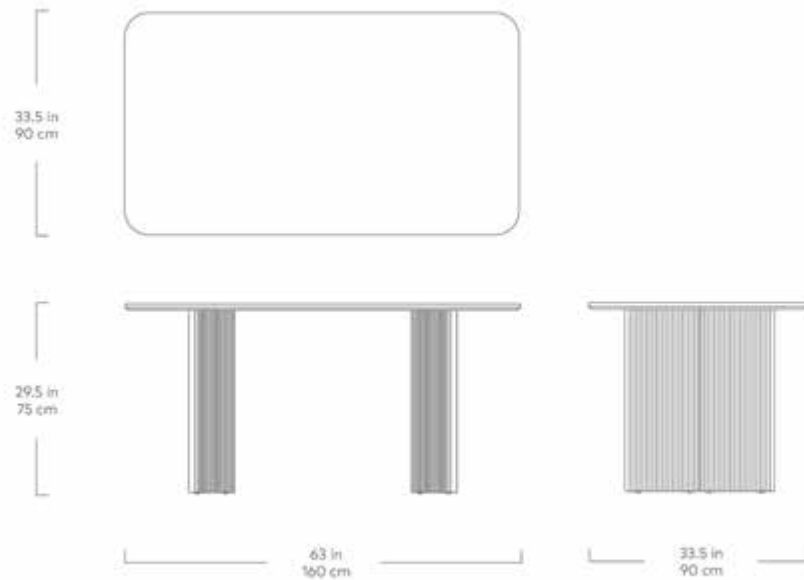


Walnut

Atwell is a contemporary table collection that draws inspiration from Neo-Classical motifs. Available as a round or rectangular design, this table features a striking dual chevron base with scalloped, solid wood detailing that feels both elegant and monumental. With warm wood grain throughout, Atwell borrows design details, like an exposed ply edge, from Mid-Century Scandinavian precedents. More than just a stylish dining table, this design's proportions are perfectly suited for use as a captivating desk. Choose the round version to seat four, or the rectangular to host up to six.

Design Trade Professionals: We aim to keep our designs in stock and ready to ship quickly for projects on a tight timeline. Designs may be customized with COM and alternate finishes (minimum quantities may apply). Visit [gusmodern.com](http://gusmodern.com) for more information about our Trade & Contract programs.

# Atwell Dining Table-Rectangle



- Exposed ply, chamfered edge tabletop is constructed with engineered wood core for strength and stability, surface-faced with real wood veneer.
- Scalloped table legs are sculpted and crafted from solid wood that showcases contrasting grain details.
- Non-marking leveler feet can be adjusted for stability on uneven floor surfaces.
- Wood is a natural material, with variations in grain pattern and colour that make each design unique.
- It is normal for solid wood to expand and shrink as a result of variations in environmental humidity. A consistent humidity level of approximately 50% is recommended to prevent cracks and surface splits.
- Manufactured to comply with California Prop Phase 2 standards.
- Assembles easily with provided hardware.
- Seats up to 6.

# Atwell Dining Table-Round



Walnut

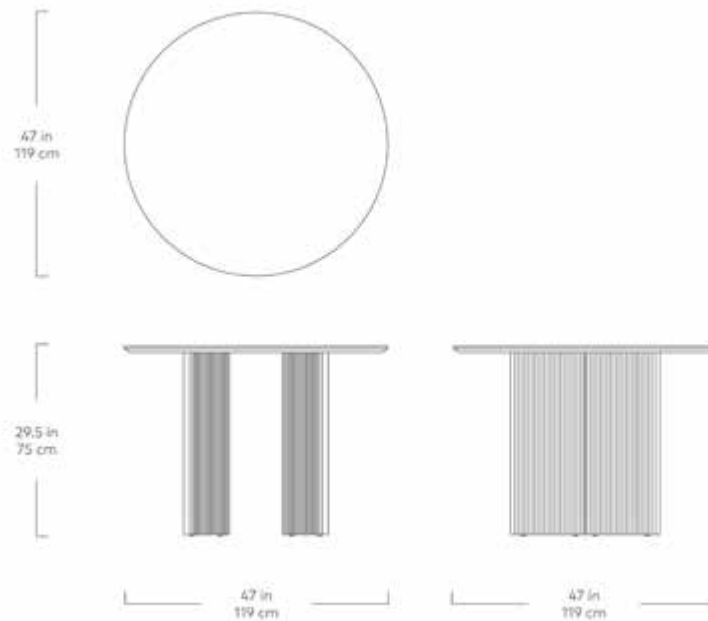
Atwell is a contemporary table collection that draws inspiration from Neo-Classical motifs.

Available as a round or rectangular design, this table features a striking dual chevron base with scalloped, solid wood detailing that feels both elegant and monumental. With warm wood grain throughout, Atwell borrows design details, like an exposed ply edge, from Mid-Century Scandinavian precedents. More than just a stylish dining table, this design's proportions are perfectly suited for use as a captivating desk. Choose the round version to seat four, or the rectangular to host up to six.

Design Trade Professionals: We aim to keep our designs in stock and ready to ship quickly for projects on a tight timeline. Designs may be customized with COM and alternate finishes (minimum quantities may apply). Visit [gusmodern.com](https://gusmodern.com) for more information about our Trade & Contract programs.



# Atwell Dining Table-Round



- Exposed ply, chamfered edge tabletop is constructed with engineered wood core for strength and stability, surface-faced with real wood veneer.
- Scalloped table legs are sculpted and crafted from solid wood that showcases contrasting grain details.
- Non-marking leveler feet can be adjusted for stability on uneven floor surfaces.
- Wood is a natural material, with variations in grain pattern and colour that make each design unique.
- It is normal for solid wood to expand and shrink as a result of variations in environmental humidity. A consistent humidity level of approximately 50% is recommended to prevent cracks and surface splits.
- Manufactured to comply with California Prop Phase 2 standards.
- Assembles easily with provided hardware.
- Seats up to 4.

# Bancroft Dining Table



White  
Oak



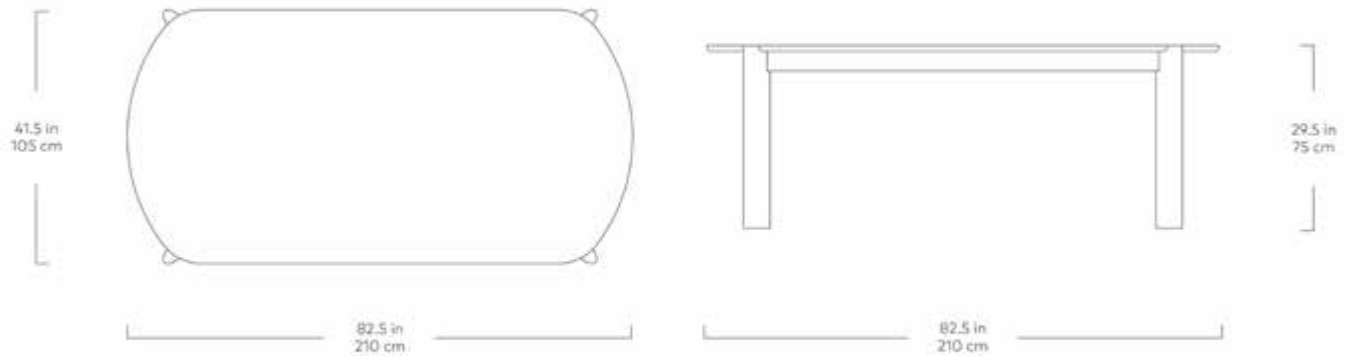
Natural  
Walnut

We ask a lot of our dining tables. They must be beautiful, purposeful, and—above all—worthy of the moments we share around them. The Bancroft Dining Table lives up to that tall order.

Combining the best of modern and Scandinavian design, it's void of any harsh lines, with subtly curved legs and a gentle oval top that strikes just the right style note. The classically proportioned design boasts room enough for eight, with a wide oak or walnut top perfect for laying out all manner of dinner delicacies. Solid wood construction—finished by hand with a beautiful matte stain—ensures that this heirloom-worthy piece will serve as a gathering place upon which you can create memories for years to come.

Design Trade Professionals: We aim to keep our designs in stock and ready to ship quickly for projects on a tight timeline. Designs may be customized with COM and alternate finishes (minimum quantities may apply). Visit [gusmodern.com](https://gusmodern.com) for more information about our Trade & Contract programs.

# Bancroft Dining Table



- Sits up to 8 people.
- Rounded tabletop and legs are constructed with solid wood.
- Tables are finished with Rubio® Monocoat - a durable, matte, oil-based protector designed to highlight the beauty of natural wood.
- Wood finish is certified 0% VOC and is an all-natural, environmentally friendly product.
- Surface can be revitalized as desired. Visit Rubio® Monocoat website for more information.
- Bumpers on the bottom of legs to protect hardwood floors.
- Assembles easily with provided hardware.
- Wood is a natural material, with variations in grain pattern and colour that make each design unique.
- It is normal for solid wood to expand and shrink as a result of variations in environmental humidity. A consistent humidity level of approximately 50% is recommended to prevent cracks and surface splits.



# Bancroft Dining Table-Round



White  
Oak

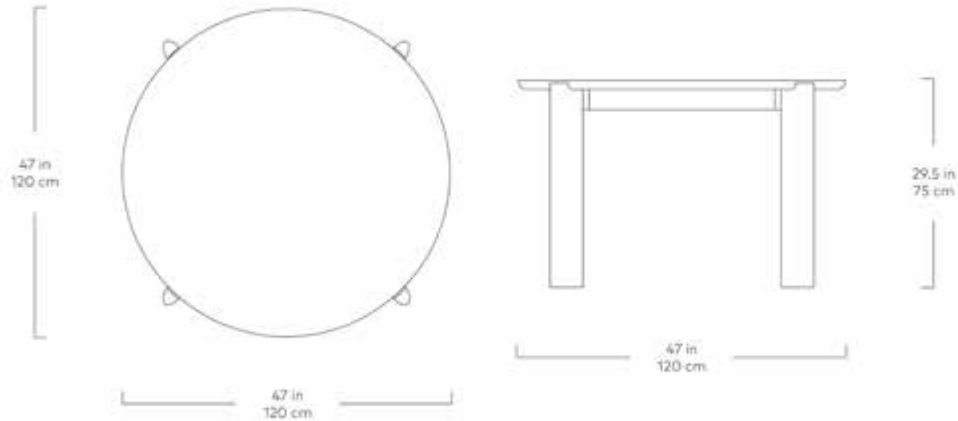


Natural  
Walnut

We ask a lot of our dining tables. They must be beautiful, purposeful, and - above all - worthy of the moments we share around them. The Bancroft Round Table lives up to that tall order. Combining the best of modern and Scandinavian design, it's void of any harsh lines, with subtly curved legs and a rounded top that strikes just the right style note. With a small footprint, it fits perfectly in compact spaces while still having room enough for four. The white oak or walnut top are perfect for laying out all manner of dinner delicacies. Solid wood construction - finished by hand with a beautiful matte stain - ensures that this heirloom-worthy piece will serve as a gathering place upon which you can create memories for years to come.

Design Trade Professionals: We aim to keep our designs in stock and ready to ship quickly for projects on a tight timeline. Designs may be customized with COM and alternate finishes (minimum quantities may apply). Visit [guscontract.com](http://guscontract.com) for more information about our Trade & Contract programs.

# Bancroft Dining Table-Round



- Rounded tabletop and legs are constructed with solid wood.
- Table is finished in Rubio® Monocoat - a durable, matte, oil-based protector designed to highlight the beauty of natural wood.
- Tables are finished with Rubio® Monocoat - a durable, matte, oil-based protector designed to highlight the beauty of natural wood.
- Surface can be revitalized as desired. Visit Rubio® Monocoat website for more information.
- Bumpers on the bottom of legs to protect hardwood floors.
- Assembles easily with provided hardware.
- Wood is a natural material, with variations in grain pattern and colour that make each design unique.
- It is normal for solid wood to expand and shrink as a result of variations in environmental humidity. A consistent humidity level of approximately 50% is recommended to prevent cracks and surface splits.



# Plank Table



White  
Wash  
Ash

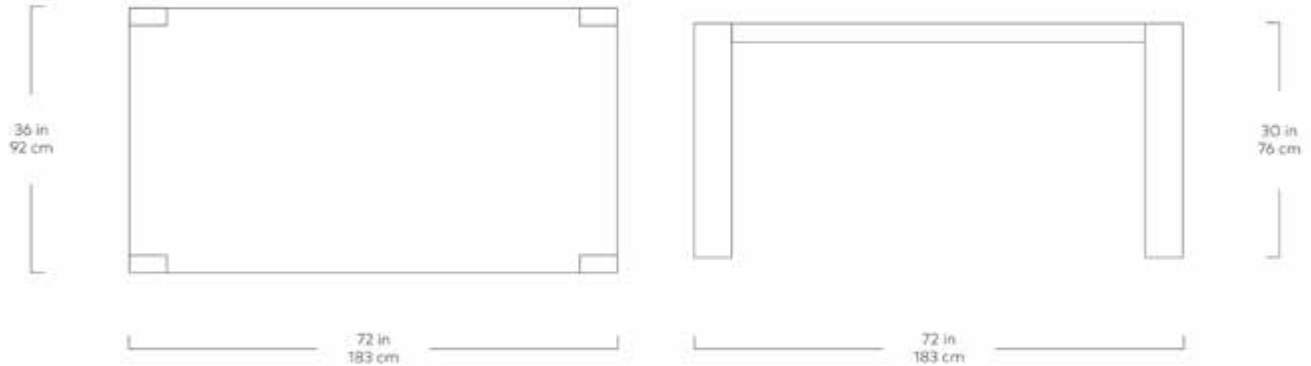


Natural  
Walnut

The Plank is a modern interpretation of the traditional harvest table, with warm, walnut grain wood finish, and legs that showcase solid wood endgrain flush with the table top. Matching, nested bench sold separately.

Design Trade Professionals: We aim to keep our designs in stock and ready to ship quickly for projects on a tight timeline. Designs may be customized with COM and alternate finishes (minimum quantities may apply). Visit [gusmodern.com](https://gusmodern.com) for more information about our Trade & Contract programs.

# Plank Table



- Tabletop constructed with engineered wood core for strength and stability, surface-faced in Walnut veneer.
- Legs constructed with solid wood, faced in Walnut.
- Water-based, clear coat finish.
- Bumpers on the bottom of legs to protect hardwood floors.
- Assembles easily with provided hardware.
- Matching bench sold separately.
- Wood is a natural material, with variations in grain pattern and colour that make each design unique.

# Bantam Counter Stool



Natural  
Walnut



Blonde  
Ash



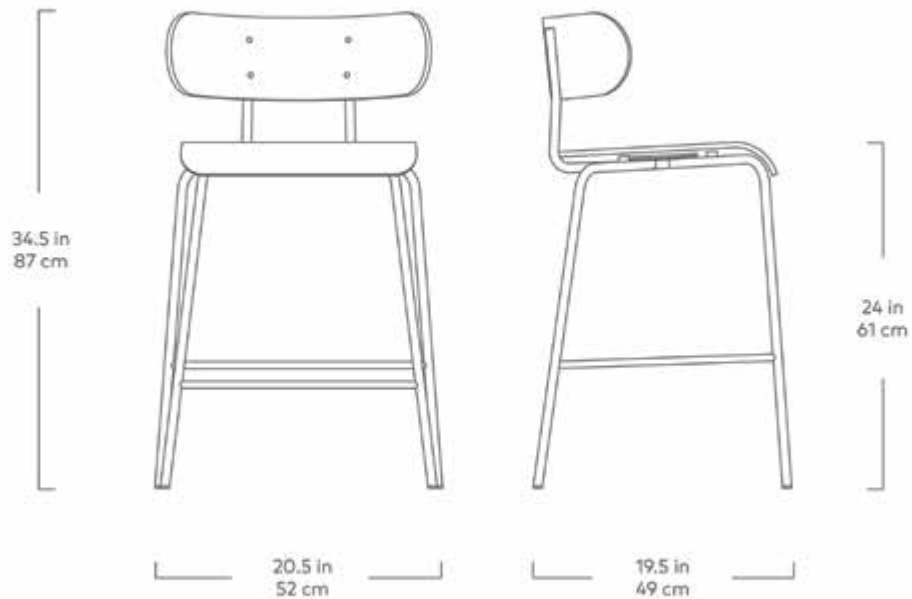
Black  
Ash

Blending a mid-century design approach with the ease of contemporary living, the Bantam Counter Stool embodies simple sophistication with a sculptural ethos that welcomes you to sit and stay awhile. Delicate steel legs support a formed-plywood seat and back that ergonomically support the body with gentle curves for all-day comfort. Sturdy, yet lightweight, this original design includes an integrated footrest for extra support. All you have to do is sit back and appreciate the craftsmanship and versatility of this modern marvel. An instant classic, Bantam is available in Blonde Ash, Black Ash and Walnut

Design Trade Professionals: We aim to keep our designs in stock and ready to ship quickly for projects on a tight timeline. Designs may be customized with COM and alternate finishes (minimum quantities may apply). Visit [gusmodern.com](https://gusmodern.com) for more information about our Trade & Contract programs.



# Bantam Counter Stool



- One piece, molded plywood seat/back with exposed edges and finished with real wood veneer in Ash or Walnut.
- Water-based, clear coat finish.
- Black, powder-coated frame is bench-made from round, tubular steel.
- Ergonomic footrest.
- Plastic bumpers on legs to protect hardwood floors.
- Wood is a natural material, with variations in grain pattern and colour that make each design unique.

# Bantam Dining Chair



Natural  
Walnut



Blonde  
Ash

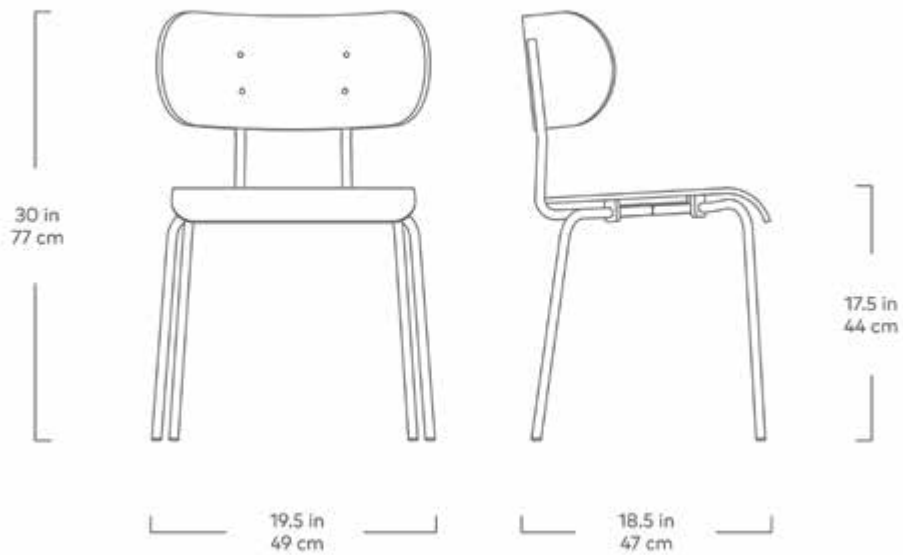


Black  
Ash

Blending a mid-century design approach with the ease of contemporary living, the Bantam Dining Chair embodies simple sophistication with a sculptural ethos that welcomes you to sit and stay awhile. Delicate steel legs support a formed-plywood seat and back that ergonomically support the body with gentle curves for all-day comfort. Sturdy, yet lightweight, this original design can be stacked for storage and brought out for dinners or events. All you have to do is sit back and appreciate the craftsmanship and versatility of this modern marvel. An instant classic, Bantam is available in Blonde Ash, Black Ash and Walnut.


Design Trade Professionals: We aim to keep our designs in stock and ready to ship quickly for projects on a tight timeline. Designs may be customized with COM and alternate finishes (minimum quantities may apply). Visit [gusmodern.com](https://gusmodern.com) for more information about our Trade & Contract programs.

# Bantam Dining Chair




- One piece, molded plywood seat/back with exposed edges and finished with real wood veneer in Ash or Walnut.
- Water-based, clear coat finish.
- Black, powder-coated frame is bench-made from round, tubular steel.
- Rubber bumpers underneath seat allow dining chairs to be stacked without scratching wood surfaces (up to 6 chairs).
- Plastic bumpers on legs to protect hardwood floors.
- May be used as a dining chair or accent chair.
- Wood is a natural material, with variations in grain pattern and colour that make each design unique.

# Cardinal Chair



Walnut/  
Moto Black  
Leather

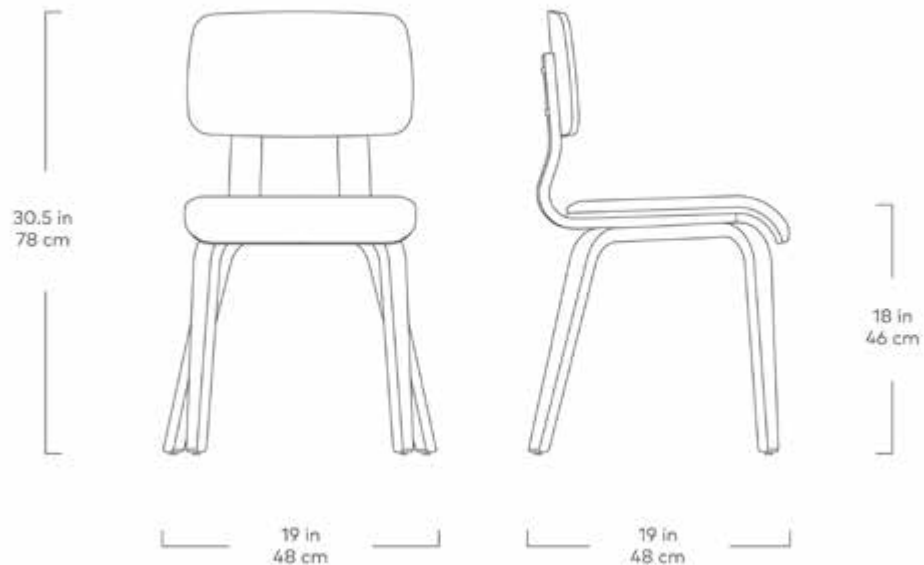


Blonde Ash/  
Moto White  
Leather

The Cardinal Chair takes the pioneering Mid-century design process of bent-plywood engineering and applies modern touches to create a new icon of form and function. The chair is an aesthetic journey – from its sculptural wood frame and delicate exposed-ply detail, to its premium leather seat, waterfall front edge and visible back hardware. A padded seat and ergonomic curved back add durability to match, giving Cardinal that coveted balance of style and versatility.

Design Trade Professionals: We aim to keep our designs in stock and ready to ship quickly for projects on a tight timeline. Designs may be customized with COM and alternate finishes (minimum quantities may apply). Visit [gusmodern.com](http://gusmodern.com) for more information about our Trade & Contract programs.

# Cardinal Chair



- Curved seat, back and legs are bent plywood with exposed edges, finished with real wood veneer.
- Upholstered seat uses top grain, semi-aniline leather.
- Our leathers may have distinct surface characteristics, natural markings, grain pattern and colour variations which differ from hide to hide and from one product to another, making each leather product unique.
- Surface scratches and wear marks on leather are normal and to be expected. Over time they will contribute to the unique personality, patina and visual charm of the design. If desired, scratches and wear marks may be minimized with the use of leather conditioner.
- With all leather products, some stretching over time is normal. This "working in" of the leather only adds to the comfort, softness and character of the design.
- Seat features an ergonomic waterfall design which helps relieve pressure on legs.
- Curved backrest adds extra comfort and features exposed hardware.
- Plastic bumpers on bottom of legs to prevent damage to hardwood floors.
- ANSI-BIFMA compliant.
- Wood is a natural material, with variations in grain pattern and colour that make each design unique.

# Eglinton Dining Chair



## FRAME



Natural  
Walnut



White  
Oak

## SEAT

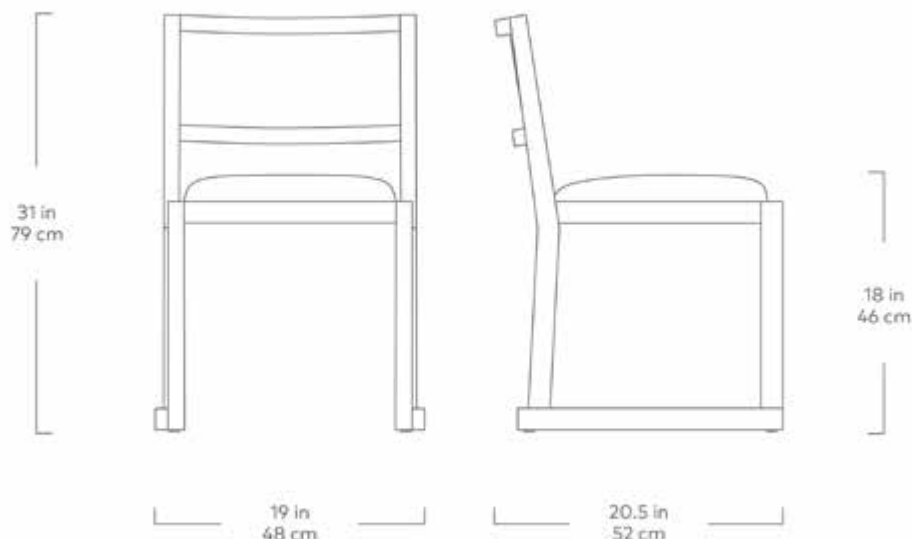


Vinyl  
Noir

Give the accolade of "Best Seat in the House" new meaning with the clean lines and bespoke attitude of the Eglinton Dining Chair. Traditional caning techniques highlight the back, while a solid wood frame adds a modern and sturdy appeal to the rest of the form. Durable, faux-leather upholstery on the seats adds just the right masculine edge, resulting in a standout design that expertly toes the line between understated and impactful.

Design Trade Professionals: We aim to keep our designs in stock and ready to ship quickly for projects on a tight timeline. Designs may be customized with COM and alternate finishes (minimum quantities may apply). Visit [gusmodern.com](http://gusmodern.com) for more information about our Trade & Contract programs.

# Eglinton Dining Chair



- Dining chair is stackable. Recommended maximum of 4 high.
- High resiliency medium density polyurethane foam seat is upholstered in vinyl which is durable and easy to clean.
- Curved backrest offers extra comfort and features traditional caning detailing.
- Chairs are finished with Rubio® Monocoat - a durable, matte, oil-based protector designed to highlight the beauty of natural wood.
- Wood finish is certified 0% VOC and is an all-natural, environmentally friendly product.
- Surface can be revitalized as desired. Visit Rubio® Monocoat website for more information.
- Tack glide feet on legs to protect hardwood floors.
- All fabric is California TB117-2013 certified and double rub tested.
- Wood is a natural material, with variations in grain pattern and colour that make each design unique.
- It is normal for solid wood to expand and shrink as a result of variations in environmental humidity. A consistent humidity level of approximately 50% is recommended to prevent cracks and surface splits.



# Lecture Bar Stool



Natural  
Walnut



Natural  
Ash



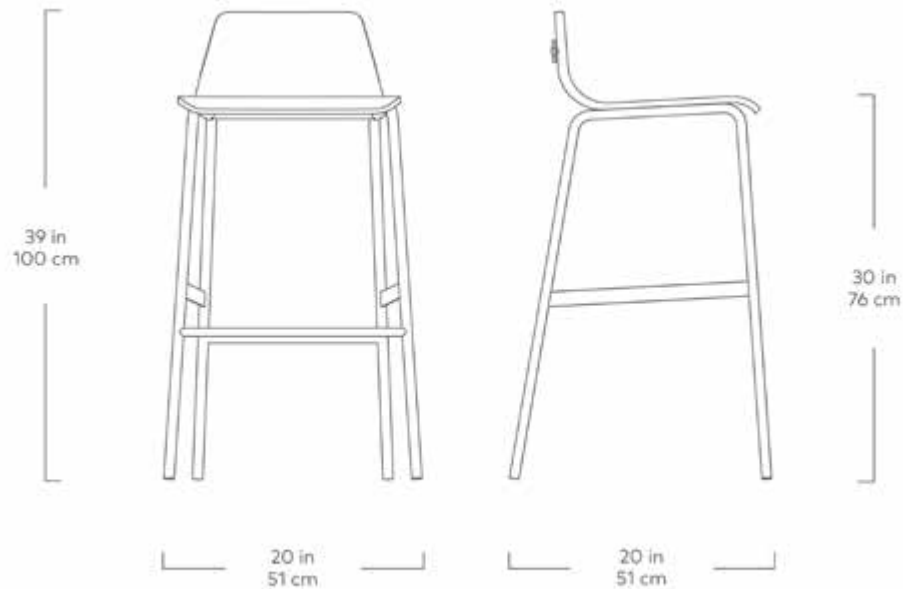
Black  
Ash

The Lecture Bar Stool is a modern reinterpretation of a classic elementary school chair design, adapted for bar height use. The design features a one-piece, bent-plywood seat and back, with a functional leather and brass handle. The black, powder-coated steel legs are reinforced with sturdy flat bar stabilizers and a simple ergonomic footrest. The Lecture Bar Stool combines comfort, design, and durability. Available in Black, Walnut, or Ash.

Design Trade Professionals: We aim to keep our designs in stock and ready to ship quickly for projects on a tight timeline. Designs may be customized with COM and alternate finishes (minimum quantities may apply). Visit [gusmodern.com](https://gusmodern.com) for more information about our Trade & Contract programs.



# Lecture Bar Stool



- One-piece, molded plywood seat/back with exposed edges.
- Black, powder-coated frame is bench-made from solid, round steel.
- Flatbar braces add functional style and stability.
- Ergonomic footrest.
- Features a leather handle with brass hardware.
- Plastic bumpers on legs to protect hardwood floors.
- Wood is a natural material, with variations in grain pattern and colour that make each design unique.


# Lecture Bar Stool - Upholstered



Pixel  
Shale




Pixel  
Truffle



Saddle  
Black  
Leather



Saddle  
Brown  
Leather

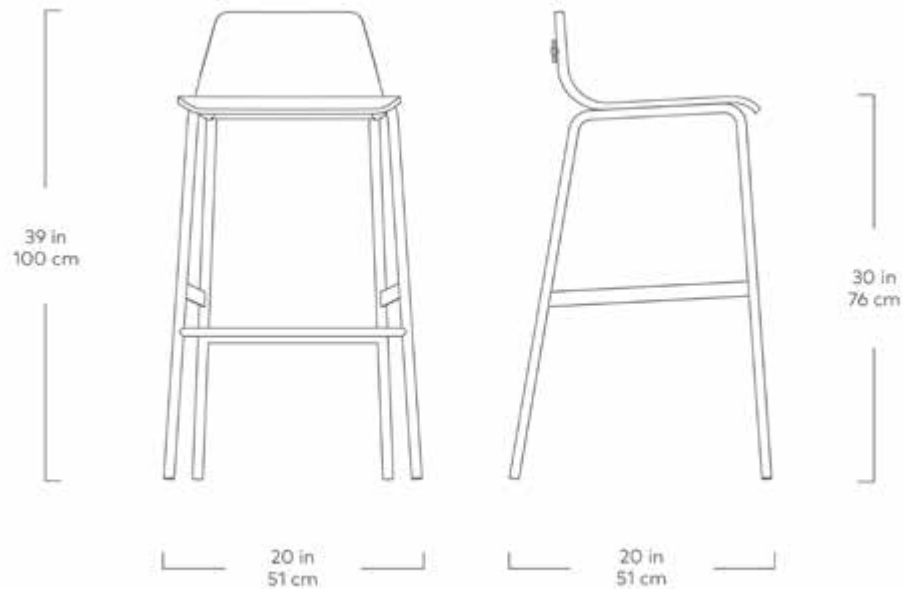


Saddle  
Grey  
Leather

The Lecture Bar Stool is a modern reinterpretation of a classic elementary school chair design, adapted for bar height use. This version features a one-piece, upholstered seat and back, with unique, channel-stitch detailing. The black, powder-coated steel legs are reinforced with sturdy flat bar stabilizers and a simple ergonomic footrest. Functional, comfortable and stylish, the Lecture Bar Stool works well for any workspace, bar or dining area.

Design Trade Professionals: We aim to keep our designs in stock and ready to ship quickly for projects on a tight timeline. Designs may be customized with COM and alternate finishes (minimum quantities may apply). Visit [gusmodern.com](https://gusmodern.com) for more information about our Trade & Contract programs.

# Lecture Bar Stool - Upholstered



- One-piece, molded plywood seat/back with channel-stitched upholstery.
- Black, powder-coated frame is bench-made from solid, round steel.
- Leather is top grain, aniline-dyed.
- Our leathers may have distinct surface characteristics, natural markings, grain pattern and colour variations which differ from hide to hide and from one product to another, making each leather product unique.
- Surface scratches and wear marks on leather are normal and to be expected. Over time they will contribute to the unique personality, patina and visual charm of the design. If desired, scratches and wear marks may be minimized with the use of leather conditioner.
- With all leather products, some stretching over time is normal. This "working in" of the leather only adds to the comfort, softness and character of the design.
- Flatbar braces add functional style and stability.
- Ergonomic footrest.
- Features a leather handle with brass hardware.
- Plastic bumpers on legs to protect hardwood floors.

# Lecture Counter Stool



Natural  
Walnut



Natural  
Ash

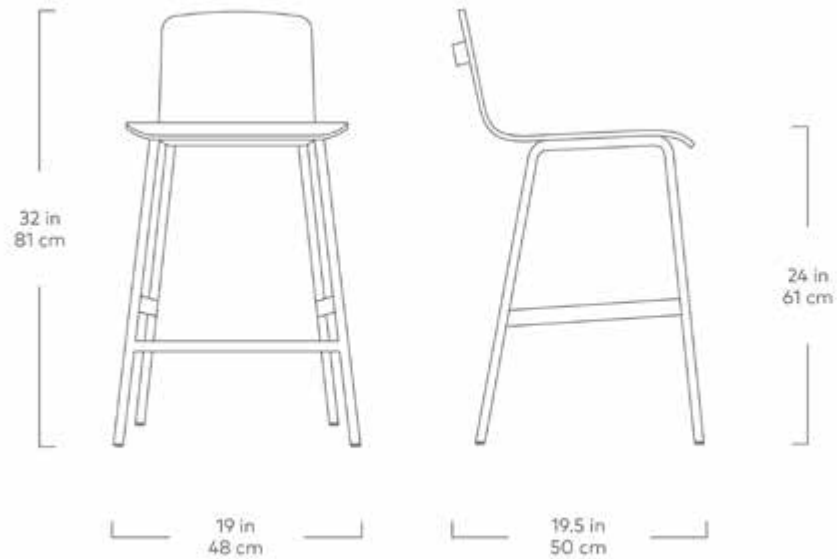


Black  
Ash

The Lecture Counter Stool is a modern reinterpretation of a classic elementary school chair design, adapted for counter height use. This version features a one-piece, upholstered seat and back, with unique, channel-stitch detailing. The black, powder-coated steel legs are reinforced with sturdy flat bar stabilizers and a simple ergonomic footrest. Functional, comfortable and stylish, the Lecture, Counter Stool works well for any workspace, bar or dining area.

Design Trade Professionals: We aim to keep our designs in stock and ready to ship quickly for projects on a tight timeline. Designs may be customized with COM and alternate finishes (minimum quantities may apply). Visit [gusmodern.com](http://gusmodern.com) for more information about our Trade & Contract programs.

# Lecture Counter Stool



- One-piece, molded plywood seat/back with exposed edges.
- Black, powder-coated frame is bench-made from solid, round steel.
- Flatbar braces add functional style and stability.
- Ergonomic footrest.
- Features a leather handle with brass hardware.
- Plastic bumpers on legs to protect hardwood floors.
- Wood is a natural material, with variations in grain pattern and colour that make each design unique.


# Lecture Counter Stool - Upholstered



Pixel  
Shale




Pixel  
Truffle



Saddle  
Black  
Leather



Saddle  
Brown  
Leather

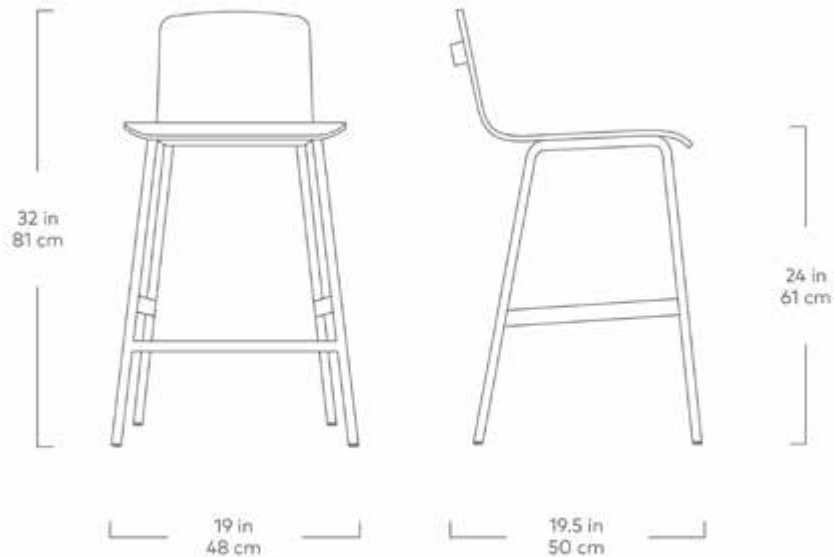


Saddle  
Grey  
Leather

The Lecture Counter Stool is a modern reinterpretation of a classic elementary school chair design, adapted for counter height use. This version features a one-piece, upholstered seat and back, with unique, channel-stitch detailing. The black, powder-coated steel legs are reinforced with sturdy flat bar stabilizers and a simple ergonomic footrest. Functional, comfortable and stylish, the Lecture, Counter Stool works well for any workspace, bar or dining area.


Design Trade Professionals: We aim to keep our designs in stock and ready to ship quickly for projects on a tight timeline. Designs may be customized with COM and alternate finishes (minimum quantities may apply). Visit [guscontract.com](http://guscontract.com) for more information about our Trade & Contract programs.

# Lecture Counter Stool - Upholstered



- One-piece, molded plywood seat/back with channel-stitched upholstery.
- Black, powder-coated frame is bench-made from solid, round steel.
- Leather is top grain, aniline-dyed.
- Our leathers may have distinct surface characteristics, natural markings, grain pattern and colour variations which differ from hide to hide and from one product to another, making each leather product unique.
- Surface scratches and wear marks on leather are normal and to be expected. Over time they will contribute to the unique personality, patina and visual charm of the design. If desired, scratches and wear marks may be minimized with the use of leather conditioner.
- With all leather products, some stretching over time is normal. This "working in" of the leather only adds to the comfort, softness and character of the design.
- Flatbar braces add functional style and stability.
- Ergonomic footrest.
- Features a leather handle with brass hardware.
- Plastic bumpers on legs to protect hardwood floors.

# Lecture Dining Chair



Natural  
Walnut



Natural  
Ash



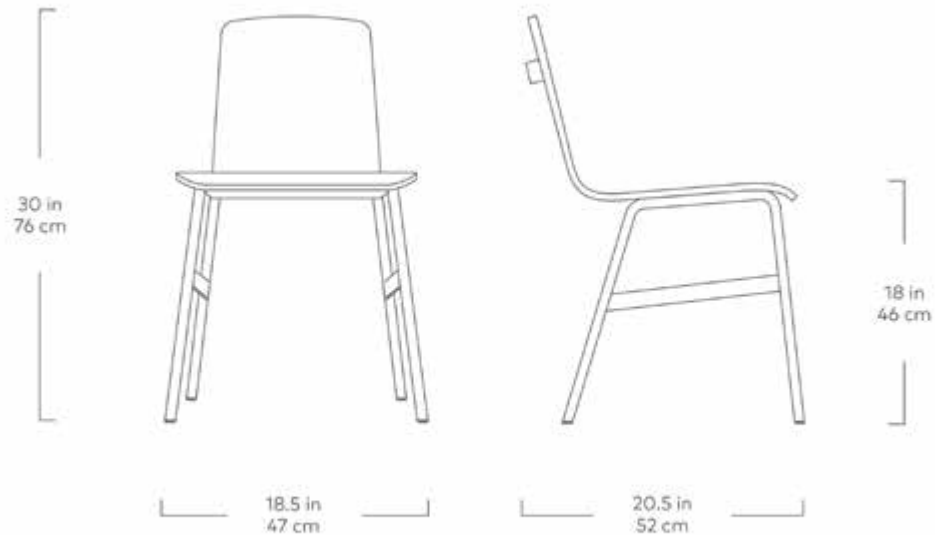
Black  
Ash

The Lecture Dining Chair is a modern reinterpretation of a classic elementary school chair design. It features a one-piece, bent-plywood seat and back, with a functional leather and brass handle. The black, powder-coated steel legs are reinforced with sturdy flat bar stabilizers. The Lecture Dining Chair combines comfort, design, and durability. Available in Black, Walnut, or Ash.

Design Trade Professionals: We aim to keep our designs in stock and ready to ship quickly for projects on a tight timeline. Designs may be customized with COM and alternate finishes (minimum quantities may apply). Visit [gusmodern.com](http://gusmodern.com) for more information about our Trade & Contract programs.



# Lecture Dining Chair



- One-piece, molded plywood seat/back with exposed edges.
- Black, powder-coated frame is bench-made from solid, round steel.
- Flatbar braces add functional style and stability.
- Features a leather handle with brass hardware.
- Plastic bumpers on legs to protect hardwood floors.
- Wood is a natural material, with variations in grain pattern and colour that make each design unique.


# Lecture Dining Chair - Upholstered



Pixel  
Shale




Pixel  
Truffle



Saddle  
Black  
Leather



Saddle  
Brown  
Leather

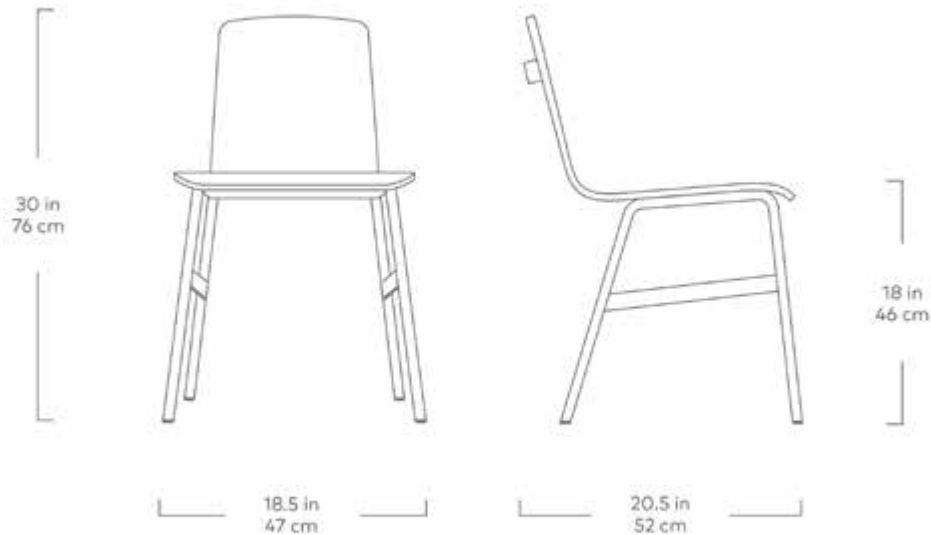


Saddle  
Grey  
Leather

The Lecture Dining Chair is a modern reinterpretation of a classic elementary school chair design. This version features a one-piece, upholstered seat and back, with unique, channel-stitch detailing. The back incorporates a functional leather and brass handle. The black, powder-coated steel legs are reinforced with solid metal stabilizers. Functional, comfortable and stylish, the Lecture Chair works well for any workspace or dining area.

Design Trade Professionals: We aim to keep our designs in stock and ready to ship quickly for projects on a tight timeline. Designs may be customized with COM and alternate finishes (minimum quantities may apply). Visit [gusmodern.com](http://gusmodern.com) for more information about our Trade & Contract programs.

# Lecture Dining Chair - Upholstered



- One-piece, molded plywood seat/back with channel-stitched upholstery.
- Black, powder-coated frame is bench-made from solid, round steel.
- Leather is top grain, aniline-dyed.
- Our leathers may have distinct surface characteristics, natural markings, grain pattern and colour variations which differ from hide to hide and from one product to another, making each leather product unique.
- Surface scratches and wear marks on leather are normal and to be expected. Over time they will contribute to the unique personality, patina and visual charm of the design. If desired, scratches and wear marks may be minimized with the use of leather conditioner.
- With all leather products, some stretching over time is normal. This "working in" of the leather only adds to the comfort, softness and character of the design.
- Flatbar braces add functional style and stability.
- Features a leather handle with brass hardware.
- Plastic bumpers on legs to protect hardwood floors.

# Plank Bench



White  
Wash  
Ash

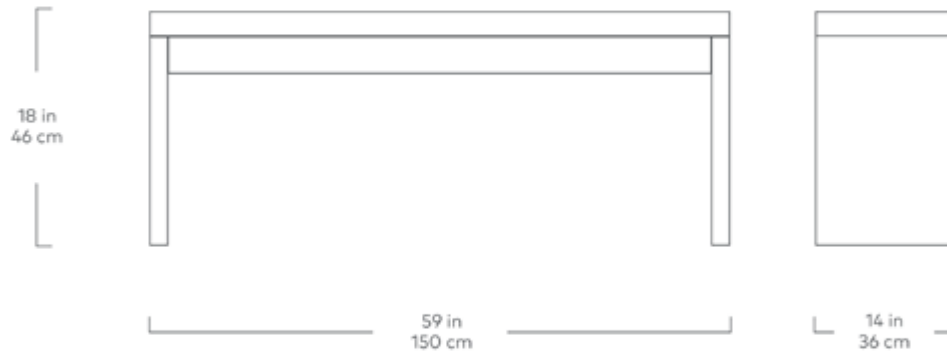


Natural  
Walnut

The Plank is a modern interpretation of the traditional harvest bench, with walnut or white wash ash wood finish, and legs that showcase solid wood endgrain flush with the top. Matching table sold separately.

Design Trade Professionals: We aim to keep our designs in stock and ready to ship quickly for projects on a tight timeline. Designs may be customized with COM and alternate finishes (minimum quantities may apply). Visit [gusmodern.com](http://gusmodern.com) for more information about our Trade & Contract programs.

# Plank Bench



- Constructed with engineered wood core for strength and stability, surface-faced in Walnut or White Wash Ash wood veneer.
- Water-based, clear coat finish.
- Bumpers on the bottom of legs to protect hardwood floors.
- Assembles easily with provided hardware.
- Matching Table sold separately.
- Wood is a natural material, with variations in grain pattern and colour that make each design unique.

# Ridley Dining Chair

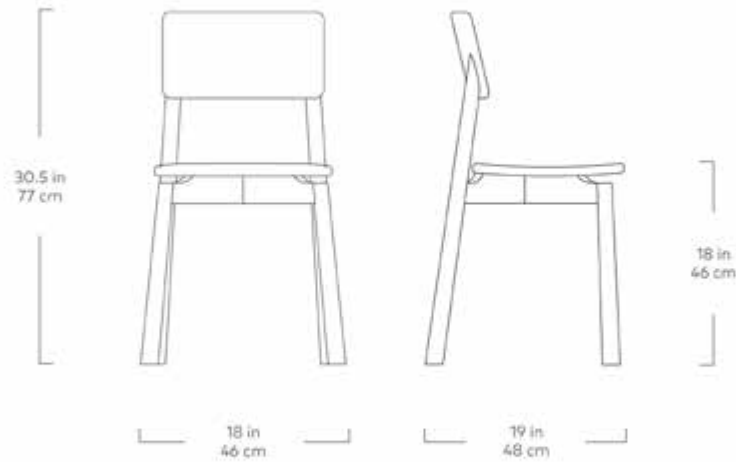


Black  
Ash

Unassuming yet brilliant in its simplicity, the Ridley Dining Chair is the perfect example of the impact purposeful details can have on design. A slight curve to the chair's back provides gentle support during leisurely evening meals, while an architectural cross-base gives the illusion of a floating seat. Eased edges soften the chair's angular appeal and wire brushing brings the intricate graining of the wood alive beneath the stain. Expect guests to admire this sculptural dining chair from every angle.

Design Trade Professionals: We aim to keep our designs in stock and ready to ship quickly for projects on a tight timeline. Designs may be customized with COM and alternate finishes (minimum quantities may apply). Visit [guscontract.com](http://guscontract.com) for more information about our Trade & Contract programs.

# Ridley Dining Chair



- Solid ash chair with an oil-based spray lacquered finish.
- Natural grain of wood on seat and back are highlighted by a wire brush texture treatment.
- Curved backrest offers extra comfort.
- Tubular solid wood frame is reinforced by a cross brace support underneath the seat.
- Tack glide feet on legs to protect hardwood floors.
- Wood is a natural material, with variations in grain pattern and colour that make each design unique.
- It is normal for solid wood to expand and shrink as a result of variations in environmental humidity. A consistent humidity level of approximately 50% is recommended to prevent cracks and surface splits.

# Signal Dining Chair



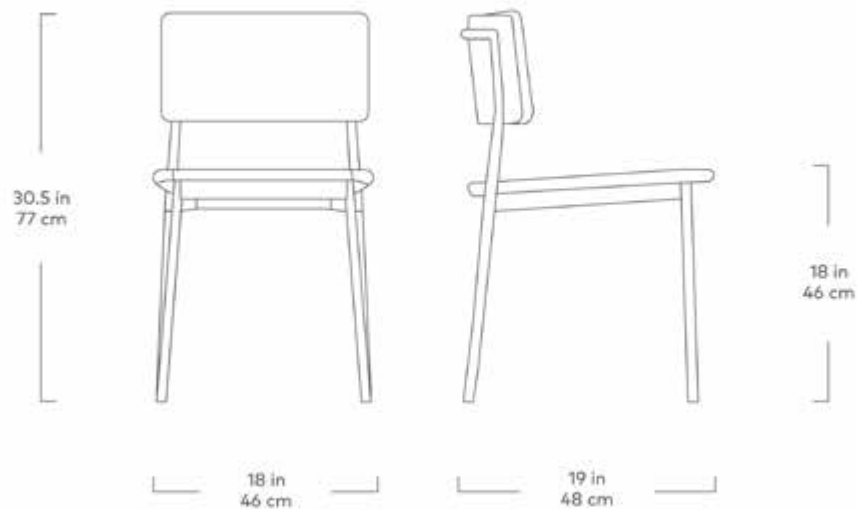
Vinyl  
Putty

The Signal Dining Chair is a contemporary, multi-purpose chair with sculptural simplicity and comfort, inspired by an ergonomic design approach. Understated, tone-on-tone colour palettes highlight the subtle beauty of Signal, utilitarian materials - a durable vinyl seat and backrest and slender, powder-coated steel frame - in delicate proportions, perfect for the modern dining room or home office.

Design Trade Professionals: We aim to keep our designs in stock and ready to ship quickly for projects on a tight timeline. Designs may be customized with COM and alternate finishes (minimum quantities may apply). Visit [gusmodern.com](http://gusmodern.com) for more information about our Trade & Contract programs.



# Signal Dining Chair



- Upholstered vinyl seat and backrest are durable and easy to clean.
- Features delicate piping along the edge of the back seat.
- Bent wood back is painted with a durable, textured finish.
- Slender, powder-coated steel frame is reinforced by a cross brace support underneath the seat.
- Steel frame conceals all hardware for a clean, streamlined look.
- Black rubber caps on legs to protect hardwood floors.
- Manufactured to meet California TB117-2013 fire safety standards without the use of flame retardant additives in the upholstery foam.
- All fabric is California TB117-2013 certified and double rub tested.




# Shelving



# Branch-1 Display Unit



Blonde Uprights/  
White Brackets/  
Blonde Shelves



Black Uprights/  
Black Brackets/  
Black Shelves

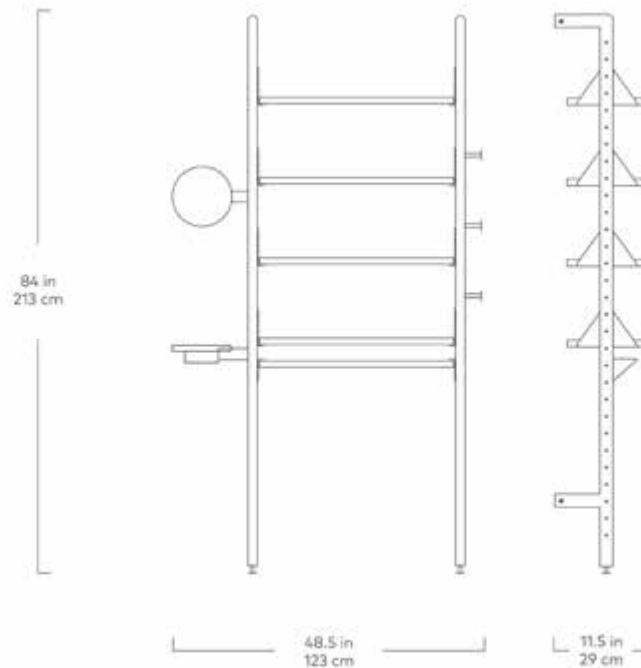


Black Uprights/  
Black Brackets/  
Blonde Shelves

The Branch Modular Organization System blends mid-century style with modular components to give you an infinite number of elegant, open-storage options for home, office, or retail environments. This award-winning design features varying configurations that can be transformed into a wide range of organization or display units. Add-ons let you customize the size, layout and function of the system to suit your space. Refined details, such as rounded edges on the shelves and uprights, soften Branch, aesthetic and enhance its architectural style. Straightforward installation means you can spend more time perfecting your vision and display.

Design Trade Professionals: We aim to keep our designs in stock and ready to ship quickly for projects on a tight timeline. Designs may be customized with COM and alternate finishes (minimum quantities may apply). Visit [gusmodern.com](http://gusmodern.com) for more information about our Trade & Contract programs.

# Branch-1 Display Unit




- Winner of the 2020 Architectural Digest Cleverest Award for functional, innovative product design.
- Comprised of: 2 Branch Uprights, 2 Slatted Shelves, 1 Shelf, 1 Hook Rail, 1 Side Mirror, 1 Side Tray and a set of 3 Single Hooks.
- Additional Add-Ons may be purchased to customize the configuration.
- Solid ash Uprights, Slatted Shelves, Hook Rail and Side Tray are all FSC®-Certified in support of responsible forest management (FSC® 092551).
- Solid wood bullnose edge detail on Shelf.
- Side Mirror is 10" in diameter.
- Side Tray features a CNC-routed recess detail.
- Powder-coated steel accents.
- Shelves and Add-ons are height-adjustable.
- Actual depth of Shelf is 11".
- Actual depth of Slatted Shelf is 12".
- Components can be adjusted vertically in 2.5" increments.
- Max. weight per shelf/hook rail is 50lbs. Max weight per side tray and single hook is 10 lbs. Max weight per bay is 250lbs.
- Suitable for residential, office or retail spaces.
- Assembly required. All hardware and instructions provided.
- CARB Phase II, ANSI-BIFMA, and TSCA Title VI Compliant.
- Wood is a natural material, with variations in grain pattern and colour that make each design unique.



# Branch-1 Entryway Unit



Blonde Uprights/  
White Brackets/  
Blonde Shelves



Black Uprights/  
Black Brackets/  
Black Shelves

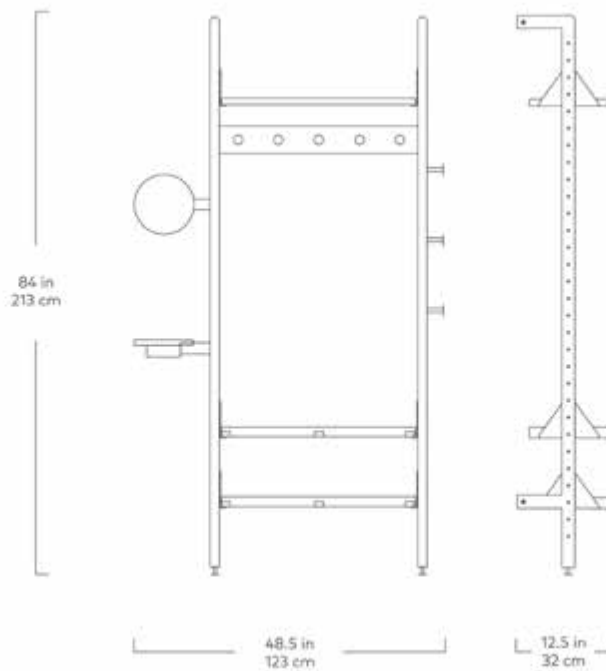


Black Uprights/  
Black Brackets/  
Blonde Shelves

The Branch Modular Organization System blends mid-century style with modular components to give you an infinite number of elegant, open-storage options for home, office, or retail environments. This award-winning design features varying configurations that can be transformed into a wide range of organization or display units. Add-ons let you customize the size, layout and function of the system to suit your space. Refined details, such as rounded edges on the shelves and uprights, soften Branch, aesthetic and enhance its architectural style. Straightforward installation means you can spend more time perfecting your vision and display.

Design Trade Professionals: We aim to keep our designs in stock and ready to ship quickly for projects on a tight timeline. Designs may be customized with COM and alternate finishes (minimum quantities may apply). Visit [gusmodern.com](http://gusmodern.com) for more information about our Trade & Contract programs.

# Branch-1 Entryway Unit



- Winner of the 2020 Architectural Digest Cleverest Award for functional, innovative product design.
- Comprised of: 2 Branch Uprights, 2 Slatted Shelves, 1 Shelf, 1 Hook Rail, 1 Side Mirror, 1 Side Tray and a set of 3 Single Hooks.
- Additional Add-Ons may be purchased to customize the configuration.
- Components can be adjusted vertically in 2.5" increments.
- Solid ash Uprights, Slatted Shelves, Hook Rail and Side Tray are all FSC®-Certified in support of responsible forest management (FSC® 092551).
- Assembly required. All hardware and instructions provided.
- CARB Phase II, ANSI-BIFMA, and TSCA Title VI Compliant.
- Wood is a natural material, with variations in grain pattern and colour that make each design unique.



# Branch-1 Shelving Unit



Blonde Uprights/  
White Brackets/  
Blonde Shelves



Black Uprights/  
Black Brackets/  
Black Shelves



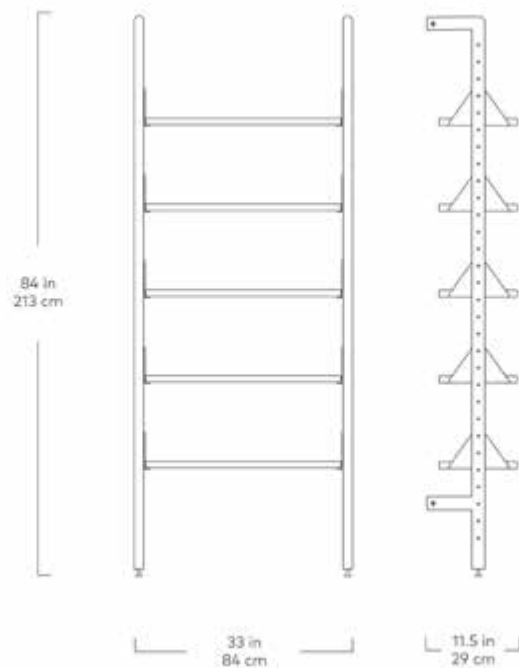
Black Uprights/  
Black Brackets/  
Blonde Shelves

The Branch Shelving System blends mid-century style with modular components that give you an infinite number of elegant, open-storage options for home or office. The design features varying bookshelf configurations that can be transformed into a seamless workspace with the addition of a desk unit. Additional add-on units let you customize the size and layout of your shelving system to perfectly suit your space, and the shelves are height adjustable to suit any arrangement of decorative items or resources. Refined details, such as rounded edges on the shelves and uprights, soften Branch aesthetic and enhance its architectural style.

Straightforward installation means you can spend more time perfecting your vision and display.

Design Trade Professionals: We aim to keep our designs in stock and ready to ship quickly for projects on a tight timeline. Designs may be customized with COM and alternate finishes (minimum quantities may apply). Visit [guscontract.com](http://guscontract.com) for more information about our Trade & Contract programs.

# Branch-1 Shelving Unit




- Uprights are solid, FSC®-Certified Ash (FSC® 092551).
- Powder-coated steel brackets.
- Shelves are height-adjustable.
- Solid wood bullnose edge detail on shelves and desk.
- Actual Depth of Desk shelf is 20".
- Actual depth of Shelf is 11".
- Components can be adjusted vertically in 2.5" increments.
- Max. weight per shelf/desk is 50lbs. Max weight per bay is 250lbs.
- Desk module is comprised of 2 shelves and 1 desk shelf.
- Suitable for residential or office spaces.
- Assembly required. All hardware and instructions provided.
- CARB Phase II, ANSI-BIFMA, and TSCA Title VI Compliant.
- Wood is a natural material, with variations in grain pattern and colour that make each design unique.






# Branch-2 Shelving Unit



Blonde Uprights/  
White Brackets/  
Blonde Shelves



Black Uprights/  
Black Brackets/  
Black Shelves



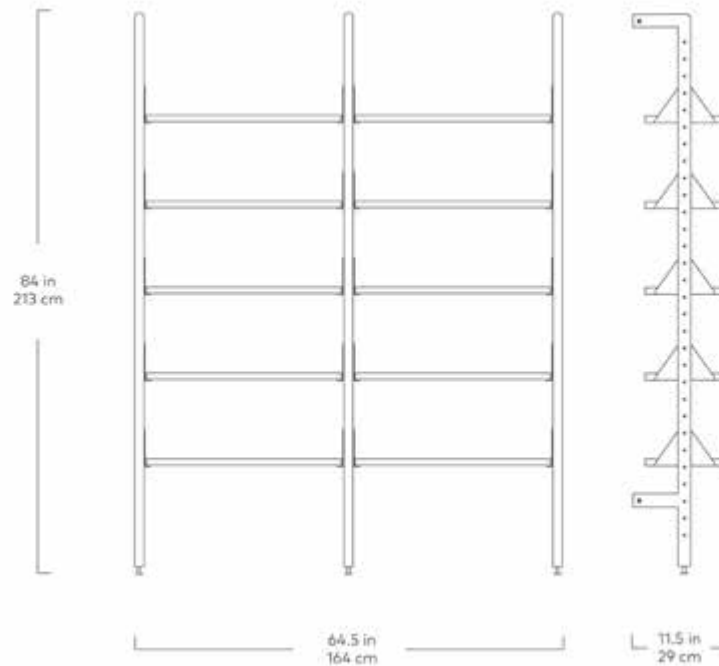
Black Uprights/  
Black Brackets/  
Blonde Shelves

The Branch Shelving System blends mid-century style with modular components that give you an infinite number of elegant, open-storage options for home or office. The design features varying bookshelf configurations that can be transformed into a seamless workspace with the addition of a desk unit. Additional add-on units let you customize the size and layout of your shelving system to perfectly suit your space, and the shelves are height adjustable to suit any arrangement of decorative items or resources. Refined details, such as rounded edges on the shelves and uprights, soften Branch aesthetic and enhance its architectural style.

Straightforward installation means you can spend more time perfecting your vision and display.

Design Trade Professionals: We aim to keep our designs in stock and ready to ship quickly for projects on a tight timeline. Designs may be customized with COM and alternate finishes (minimum quantities may apply). Visit [gusmodern.com](http://gusmodern.com) for more information about our Trade & Contract programs.

# Branch-2 Shelving Unit



- Uprights are solid, FSC®-Certified Ash (FSC® 092551).
- Powder-coated steel brackets.
- Shelves are height-adjustable.
- Solid wood bullnose edge detail on shelves and desk.
- Actual Depth of Desk shelf is 20".
- Actual depth of Shelf is 11".
- Components can be adjusted vertically in 2.5" increments.
- Max. weight per shelf/desk is 50lbs. Max weight per bay is 250lbs.
- Desk module is comprised of 2 shelves and 1 desk shelf.
- Suitable for residential or office spaces.
- Assembly required. All hardware and instructions provided.
- CARB Phase II, ANSI-BIFMA, and TSCA Title VI Compliant.
- Wood is a natural material, with variations in grain pattern and colour that make each design unique.



# Branch-3 Shelving Unit



Blonde Uprights/  
White Brackets/  
Blonde Shelves



Black Uprights/  
Black Brackets/  
Black Shelves



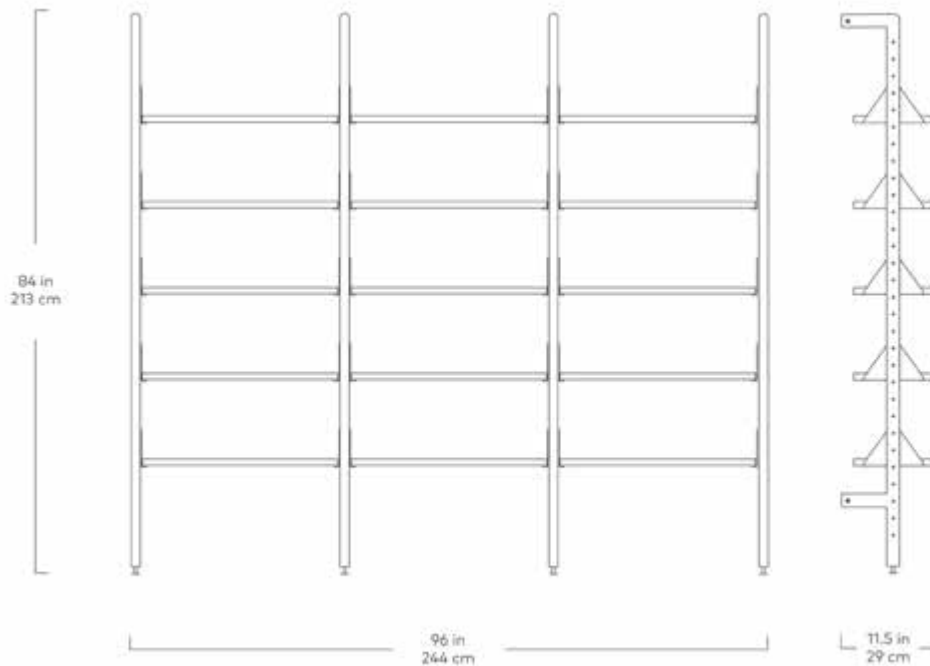
Black Uprights/  
Black Brackets/  
Blonde Shelves

The Branch Shelving System blends mid-century style with modular components that give you an infinite number of elegant, open-storage options for home or office. The design features varying bookshelf configurations that can be transformed into a seamless workspace with the addition of a desk unit. Additional add-on units let you customize the size and layout of your shelving system to perfectly suit your space, and the shelves are height adjustable to suit any arrangement of decorative items or resources. Refined details, such as rounded edges on the shelves and uprights, soften Branch aesthetic and enhance its architectural style.

Straightforward installation means you can spend more time perfecting your vision and display.

Design Trade Professionals: We aim to keep our designs in stock and ready to ship quickly for projects on a tight timeline. Designs may be customized with COM and alternate finishes (minimum quantities may apply). Visit [gusmodern.com](https://gusmodern.com) for more information about our Trade & Contract programs.

# Branch-3 Shelving Unit




- Uprights are solid, FSC®-Certified Ash (FSC® 092551).
- Powder-coated steel brackets.
- Shelves are height-adjustable.
- Solid wood bullnose edge detail on shelves and desk.
- Actual Depth of Desk shelf is 20".
- Actual depth of Shelf is 11".
- Components can be adjusted vertically in 2.5" increments.
- Max. weight per shelf/desk is 50lbs. Max weight per bay is 250lbs.
- Desk module is comprised of 2 shelves and 1 desk shelf.
- Suitable for residential or office spaces.
- Assembly required. All hardware and instructions provided.
- CARB Phase II, ANSI-BIFMA, and TSCA Title VI Compliant.
- Wood is a natural material, with variations in grain pattern and colour that make each design unique.



# Branch-1 Shelving Unit with Desk



Blonde Uprights/  
White Brackets/  
Blonde Shelves



Black Uprights/  
Black Brackets/  
Black Shelves



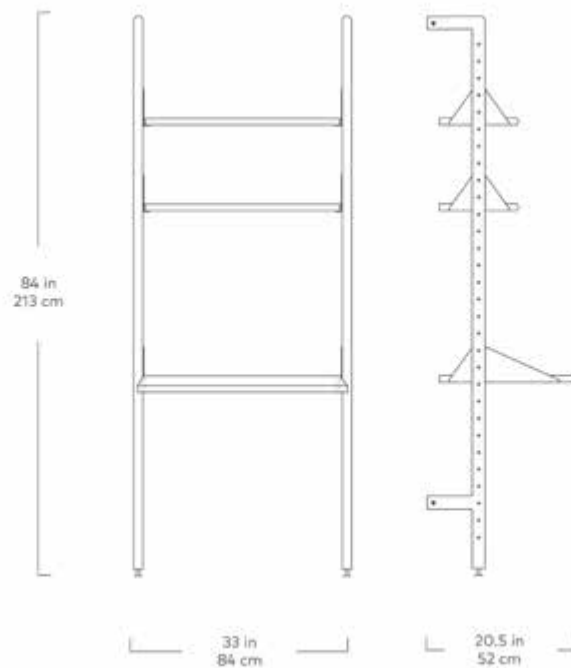
Black Uprights/  
Black Brackets/  
Blonde Shelves

The Branch Shelving System blends mid-century style with modular components that give you an infinite number of elegant, open-storage options for home or office. The design features varying bookshelf configurations that can be transformed into a seamless workspace with the addition of a desk unit. Additional add-on units let you customize the size and layout of your shelving system to perfectly suit your space, and the shelves are height adjustable to suit any arrangement of decorative items or resources. Refined details, such as rounded edges on the shelves and uprights, soften Branch aesthetic and enhance its architectural style.

Straightforward installation means you can spend more time perfecting your vision and display.

Design Trade Professionals: We aim to keep our designs in stock and ready to ship quickly for projects on a tight timeline. Designs may be customized with COM and alternate finishes (minimum quantities may apply). Visit [gusmodern.com](https://gusmodern.com) for more information about our Trade & Contract programs.

# Branch-1 Shelving Unit with Desk



- Uprights are solid, FSC®-Certified Ash (FSC® 092551).
- Powder-coated steel brackets.
- Shelves are height-adjustable.
- Solid wood bullnose edge detail on shelves and desk.
- Actual Depth of Desk shelf is 20".
- Actual depth of Shelf is 11".
- Components can be adjusted vertically in 2.5" increments.
- Max. weight per shelf/desk is 50lbs. Max weight per bay is 250lbs.
- Desk module is comprised of 2 shelves and 1 desk shelf.
- Suitable for residential or office spaces.
- Assembly required. All hardware and instructions provided.
- CARB Phase II, ANSI-BIFMA, and TSCA Title VI Compliant.
- Wood is a natural material, with variations in grain pattern and colour that make each design unique.



# Branch-2 Shelving Unit with Desk



Blonde Uprights/  
White Brackets/  
Blonde Shelves



Black Uprights/  
Black Brackets/  
Black Shelves



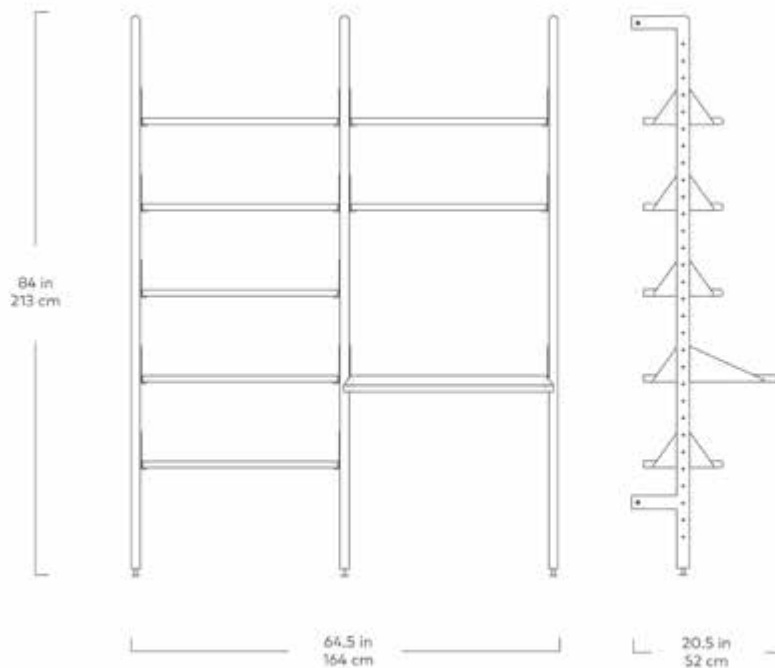
Black Uprights/  
Black Brackets/  
Blonde Shelves

The Branch Shelving System blends mid-century style with modular components that give you an infinite number of elegant, open-storage options for home or office. The design features varying bookshelf configurations that can be transformed into a seamless workspace with the addition of a desk unit. Additional add-on units let you customize the size and layout of your shelving system to perfectly suit your space, and the shelves are height adjustable to suit any arrangement of decorative items or resources. Refined details, such as rounded edges on the shelves and uprights, soften Branch aesthetic and enhance its architectural style.

Straightforward installation means you can spend more time perfecting your vision and display.

Design Trade Professionals: We aim to keep our designs in stock and ready to ship quickly for projects on a tight timeline. Designs may be customized with COM and alternate finishes (minimum quantities may apply). Visit [gusmodern.com](https://gusmodern.com) for more information about our Trade & Contract programs.

# Branch-2 Shelving Unit with Desk



- Uprights are solid, FSC®-Certified Ash (FSC® 092551).
- Powder-coated steel brackets.
- Shelves are height-adjustable.
- Solid wood bullnose edge detail on shelves and desk.
- Actual Depth of Desk shelf is 20".
- Actual depth of Shelf is 11".
- Components can be adjusted vertically in 2.5" increments.
- Max. weight per shelf/desk is 50lbs. Max weight per bay is 250lbs.
- Desk module is comprised of 2 shelves and 1 desk shelf.
- Suitable for residential or office spaces.
- Assembly required. All hardware and instructions provided.
- CARB Phase II, ANSI-BIFMA, and TSCA Title VI Compliant.
- Wood is a natural material, with variations in grain pattern and colour that make each design unique.





# Branch-3 Shelving Unit with Desk



Blonde Uprights/  
White Brackets/  
Blonde Shelves



Black Uprights/  
Black Brackets/  
Black Shelves



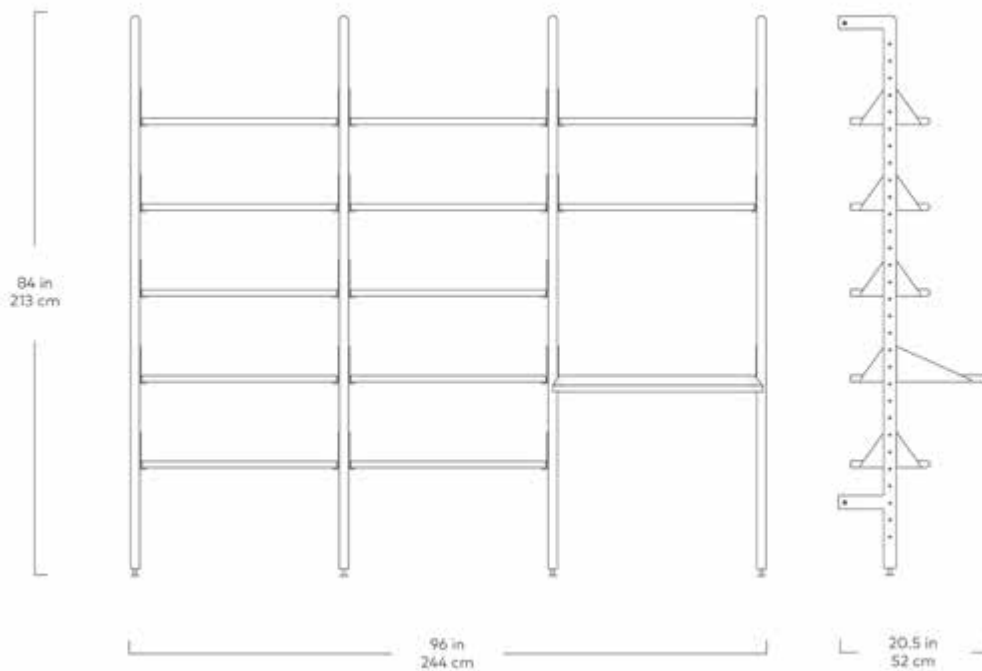
Black Uprights/  
Black Brackets/  
Blonde Shelves

The Branch Shelving System blends mid-century style with modular components that give you an infinite number of elegant, open-storage options for home or office. The design features varying bookshelf configurations that can be transformed into a seamless workspace with the addition of a desk unit. Additional add-on units let you customize the size and layout of your shelving system to perfectly suit your space, and the shelves are height adjustable to suit any arrangement of decorative items or resources. Refined details, such as rounded edges on the shelves and uprights, soften Branch aesthetic and enhance its architectural style.

Straightforward installation means you can spend more time perfecting your vision and display.

Design Trade Professionals: We aim to keep our designs in stock and ready to ship quickly for projects on a tight timeline. Designs may be customized with COM and alternate finishes (minimum quantities may apply). Visit [gusmodern.com](http://gusmodern.com) for more information about our Trade & Contract programs.

# Branch-3 Shelving Unit with Desk




- Uprights are solid, FSC®-Certified Ash (FSC® 092551).
- Powder-coated steel brackets.
- Shelves are height-adjustable.
- Solid wood bullnose edge detail on shelves and desk.
- Actual Depth of Desk shelf is 20".
- Actual depth of Shelf is 11".
- Components can be adjusted vertically in 2.5" increments.
- Max. weight per shelf/desk is 50lbs. Max weight per bay is 250lbs.
- Desk module is comprised of 2 shelves and 1 desk shelf.
- Suitable for residential or office spaces.
- Assembly required. All hardware and instructions provided.
- CARB Phase II, ANSI-BIFMA, and TSCA Title VI Compliant.
- Wood is a natural material, with variations in grain pattern and colour that make each design unique.



# Branch-1 Wardrobe Unit



Blonde Uprights/  
White Brackets/  
Blonde Shelves



Black Uprights/  
Black Brackets/  
Black Shelves



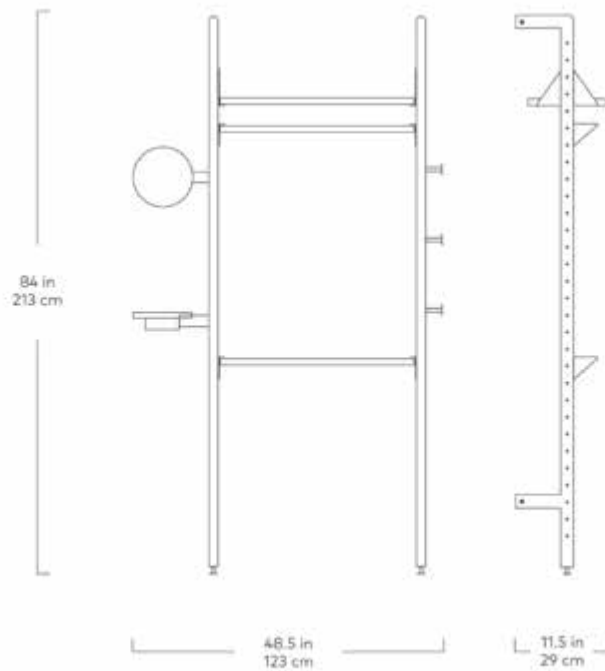
Black Uprights/  
Black Brackets/  
Blonde Shelves

The Branch Shelving System blends mid-century style with modular components that give you an infinite number of elegant, open-storage options for home or office. The design features varying bookshelf configurations that can be transformed into a seamless workspace with the addition of a desk unit. Additional add-on units let you customize the size and layout of your shelving system to perfectly suit your space, and the shelves are height adjustable to suit any arrangement of decorative items or resources. Refined details, such as rounded edges on the shelves and uprights, soften Branch aesthetic and enhance its architectural style.

Straightforward installation means you can spend more time perfecting your vision and display.

Design Trade Professionals: We aim to keep our designs in stock and ready to ship quickly for projects on a tight timeline. Designs may be customized with COM and alternate finishes (minimum quantities may apply). Visit [gusmodern.com](https://gusmodern.com) for more information about our Trade & Contract programs.


# Branch-1 Wardrobe Unit



- Comprised of: 2 Branch Uprights, 1 Shelf, 2 Hangbars, 1 Side Mirror, 1 Side Tray and a set of 3 Single Hooks.
- Additional Add-Ons may be purchased to customize the configuration.
- Components can be adjusted vertically in 2.5" increments.
- Solid Ash Uprights and Side Tray are all FSC®-Certified in support of responsible forest management (FSC® 092551).
- Solid wood bullnose edge detail on Shelf.
- Side Mirror is 10" diameter.
- Side Tray features a CNC-routed recess detail.
- Powder-coated steel accents.
- Actual depth of Shelf is 11".
- Components can be adjusted vertically in 2.5" increments.
- Assembly required. All hardware and instructions provided.
- CARB Phase II, ANSI-BIFMA, and TSCA Title VI Compliant.
- Wood is a natural material, with variations in grain pattern and colour that make each design unique.



# Branch-2 Wardrobe Unit



Blonde Uprights/  
White Brackets/  
Blonde Shelves



Black Uprights/  
Black Brackets/  
Black Shelves



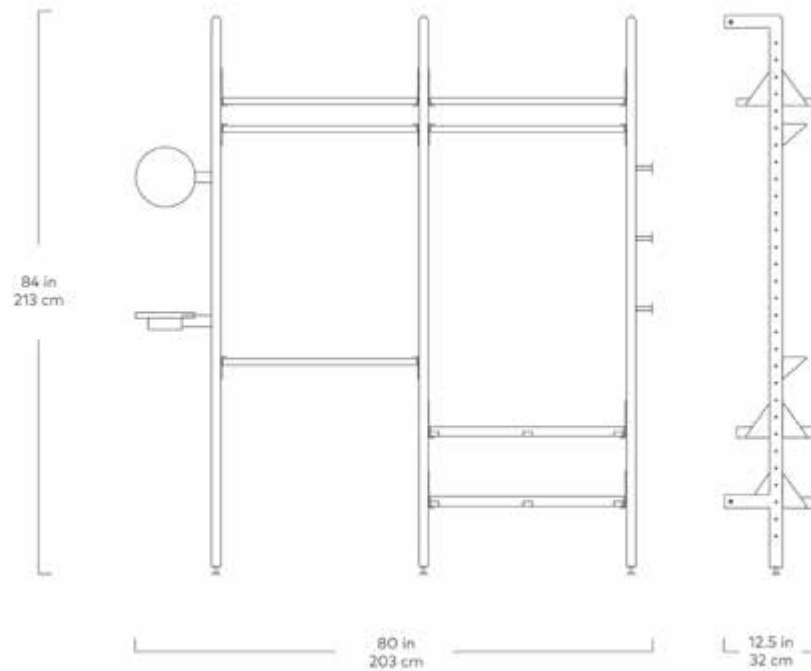
Black Uprights/  
Black Brackets/  
Blonde Shelves

The Branch Shelving System blends mid-century style with modular components that give you an infinite number of elegant, open-storage options for home or office. The design features varying bookshelf configurations that can be transformed into a seamless workspace with the addition of a desk unit. Additional add-on units let you customize the size and layout of your shelving system to perfectly suit your space, and the shelves are height adjustable to suit any arrangement of decorative items or resources. Refined details, such as rounded edges on the shelves and uprights, soften Branch aesthetic and enhance its architectural style.

Straightforward installation means you can spend more time perfecting your vision and display.

Design Trade Professionals: We aim to keep our designs in stock and ready to ship quickly for projects on a tight timeline. Designs may be customized with COM and alternate finishes (minimum quantities may apply). Visit [gusmodern.com](http://gusmodern.com) for more information about our Trade & Contract programs.

# Branch-2 Wardrobe Unit




- Comprised of: 3 Branch Uprights, 2 Slatted Shelves, 2 Shelves, 3 Hangbars, 1 Side Mirror, 1 Side Tray and a set of 3 Single Hooks.
- Additional Add-Ons may be purchased to customize the configuration.
- Solid Ash Uprights and Side Tray are all FSC®-Certified in support of responsible forest management (FSC® 092551).
- Solid wood bullnose edge detail on Shelf.
- Side Mirror is 10" diameter.
- Side Tray features a CNC-routed recess detail.
- Powder-coated steel accents.
- Shelves and Add-ons are height-adjustable.
- Actual depth of Shelf is 11".
- Actual depth of Slatted Shelf is 12".
- Components can be adjusted vertically in 2.5" increments.
- Max. weight per shelf/hangbar is 50lbs. Max weight per side tray and single hook is 10 lbs. Max weight per bay is 250lbs.
- Assembly required. All hardware and instructions provided.
- CARB Phase II, ANSI-BIFMA, and TSCA Title VI Compliant.
- Wood is a natural material, with variations in grain pattern and colour that make each design unique.




# Branch Add-Ons



Branch Shelf Add-On



Branch Desk Add-On



Blonde Uprights/  
White Brackets/  
Blonde Shelves



Black Uprights/  
Black Brackets/  
Black Shelves



Black Uprights/  
Black Brackets/  
Blonde Shelves



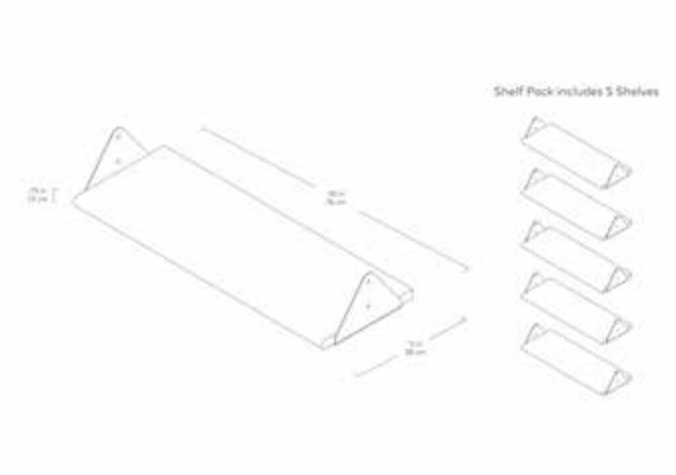
The Branch Shelving System blends mid-century style with modular components that give you an infinite number of elegant, open-storage options for home or office. The design features varying bookshelf configurations that can be transformed into a seamless workspace with the addition of a desk unit.

Additional add-on units let you customize the size and layout of your shelving system to perfectly suit your space, and the shelves are height adjustable to suit any arrangement of decorative items or resources. Refined details, such as rounded edges on the shelves and uprights, soften Branch aesthetic and enhance its architectural style. Straightforward installation means you can spend more time perfecting your vision and display.


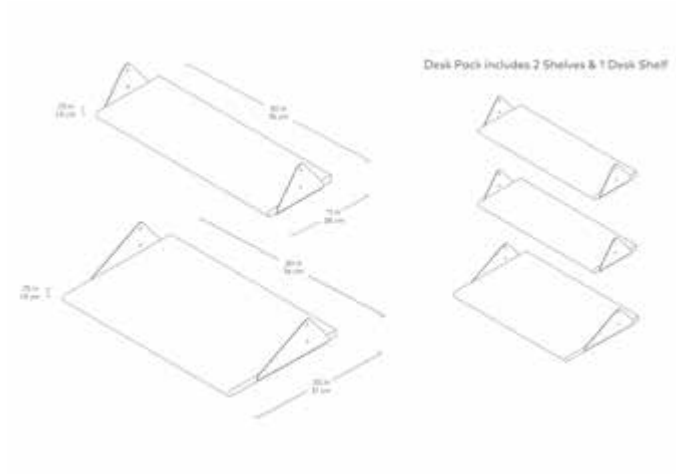
Design Trade Professionals: We aim to keep our designs in stock and ready to ship quickly for projects on a tight timeline. Designs may be customized with COM and alternate finishes (minimum quantities may apply). Visit [guscontract.com](http://guscontract.com) for more information about our Trade & Contract programs.



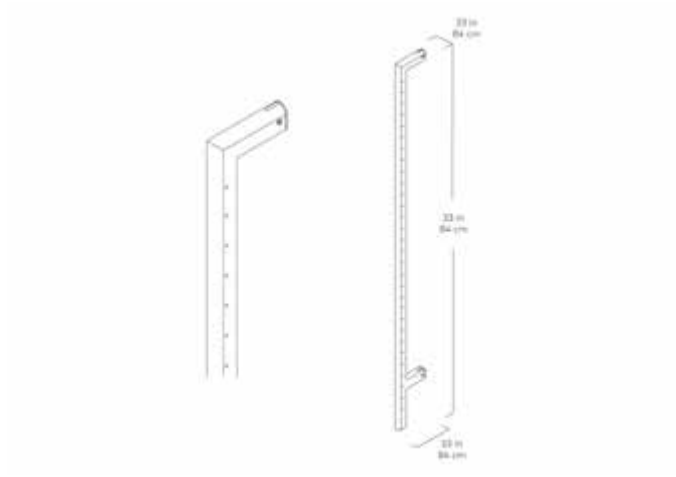
Branch Shelf 5 Pack



Branch Desk Pack



Branch Upright

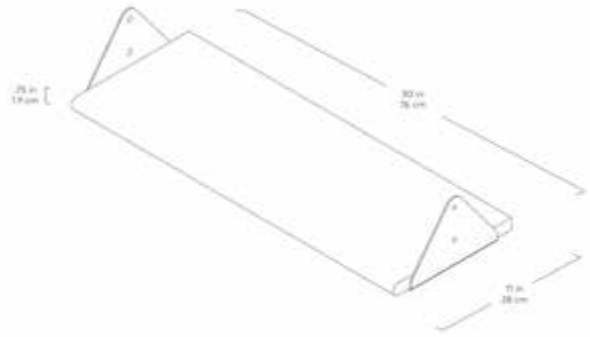




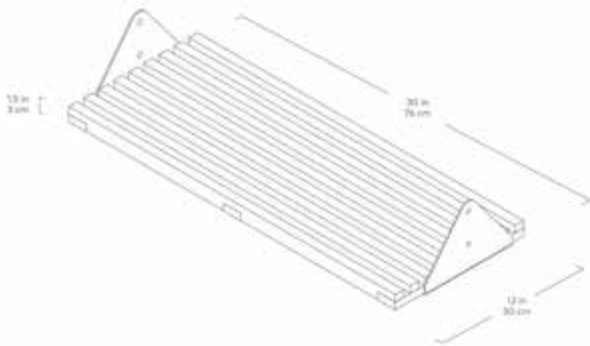
# Branch Accessories



Branch Shelf



Branch Slatted Shelf

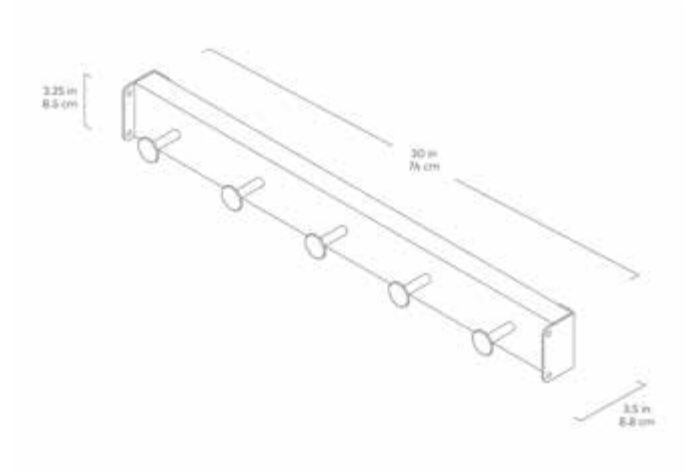


- Uprights are solid, FSC®-Certified Ash (FSC® 092551).
- Powder-coated steel brackets.
- Shelves are height-adjustable.
- Solid wood bullnose edge detail on shelves and desk.
- Actual Depth of Desk shelf is 20".
- Actual depth of Shelf is 11".
- Components can be adjusted vertically in 2.5" increments.
- Max. weight per shelf/desk is 50lbs. Max weight per bay is 250lbs.
- Desk module is comprised of 2 shelves and 1 desk shelf.
- Suitable for residential or office spaces.
- Assembly required. All hardware and instructions provided.
- CARB Phase II, ANSI-BIFMA, and TSCA Title VI Compliant.
- Wood is a natural material, with variations in grain pattern and colour that make each design unique.

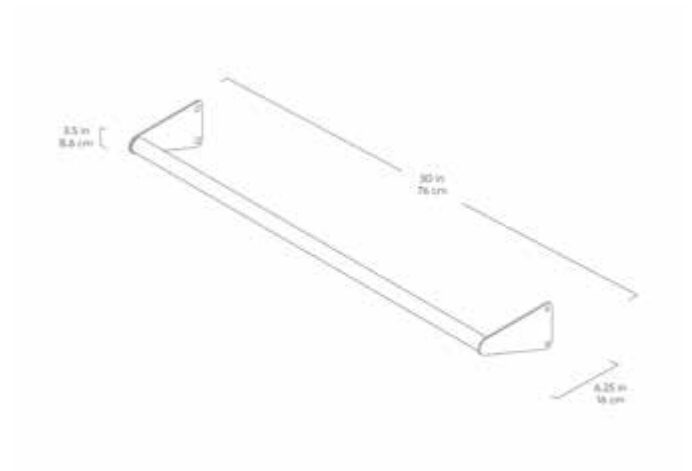
# Branch Accessories



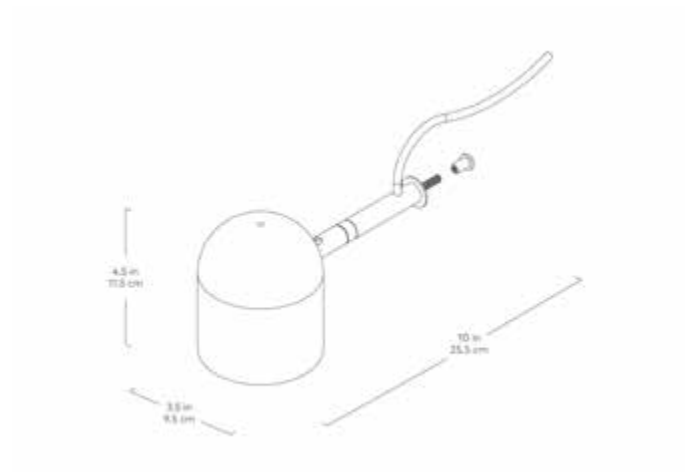
Branch Hook Rail



Branch Hangbar



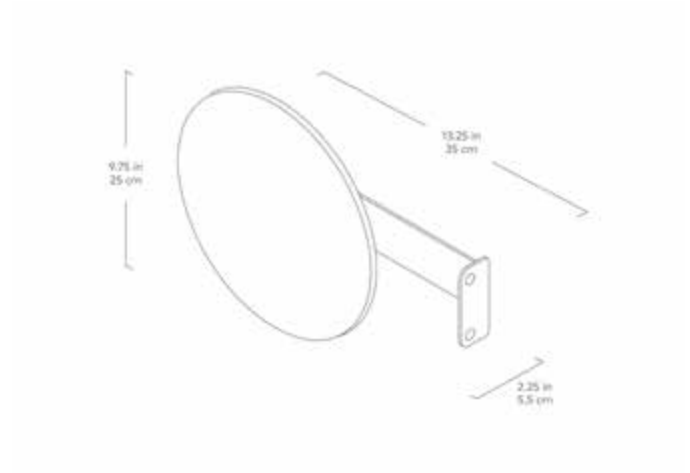
Branch Task Lamp




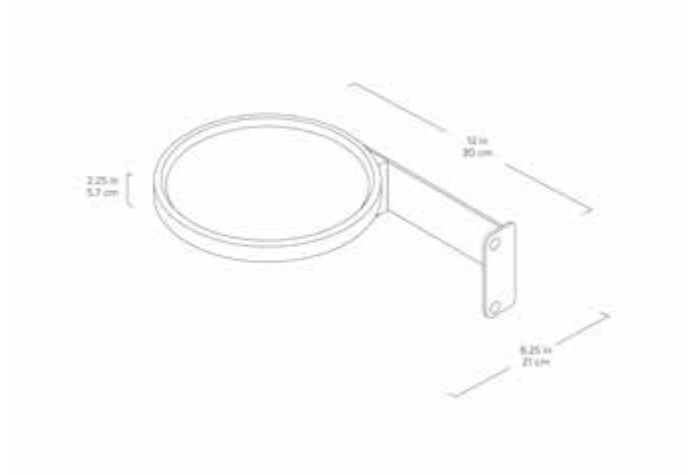
# Branch Accessories



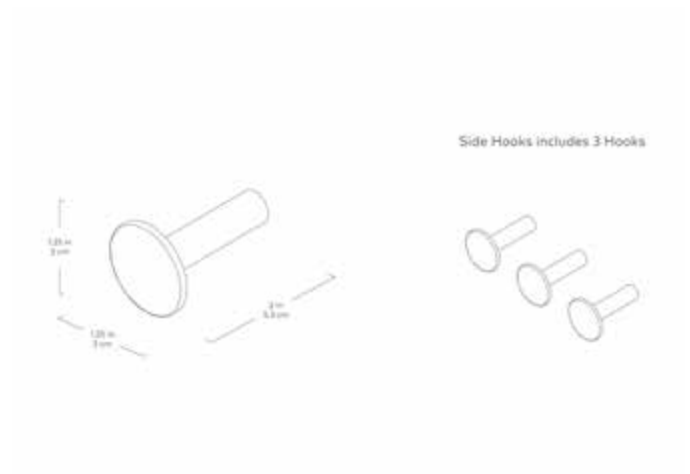
Branch Side Mirror



Branch Side Tray



Branch Hooks



# Storage



# Belmont Media Stand

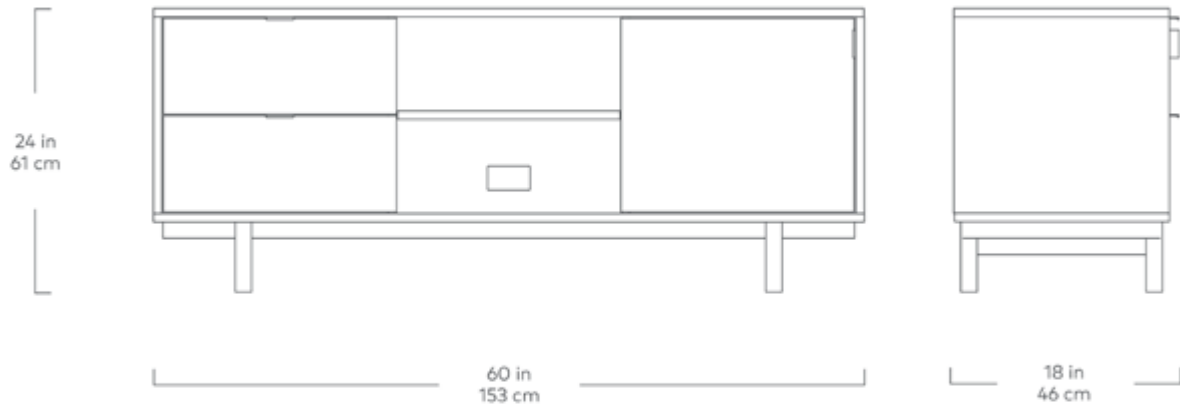


Natural  
Walnut

The Belmont Media Stand is an architecturally inspired storage design that features the natural beauty of walnut. Designed for Hi-Fi and media components, a back panel opening in the cabinet allows for concealed cable management. Drawers provide storage to keep your living room uncluttered, while adjustable shelves and a sliding front panel let you reveal or conceal components. Part of the Belmont Storage Series, this media stand matches perfectly with the Belmont Credenza and End Table.

Design Trade Professionals: We aim to keep our designs in stock and ready to ship quickly for projects on a tight timeline. Designs may be customized with COM and alternate finishes (minimum quantities may apply). Visit [gusmodern.com](https://gusmodern.com) for more information about our Trade & Contract programs.

# Belmont Media Stand



- Features 2 drawers and 1 sliding door (on a black aluminum track) with black metal pulls.
- Compartments have adjustable shelves for efficient storage.
- Opening at the back of adjustable shelf and back panel for cable management.
- For strength and stability, cabinet panels are constructed using an engineered wood core with real wood veneer.
- Clear coat finish.
- Recessed wood base is solid ash with a walnut finish.
- Plastic bumpers on all legs to protect hardwood floors.
- CARB (California Air Resources Board) Phase II compliant.
- Wood is a natural material, with variations in grain pattern and colour that make each design unique.



# Belmont Credenza

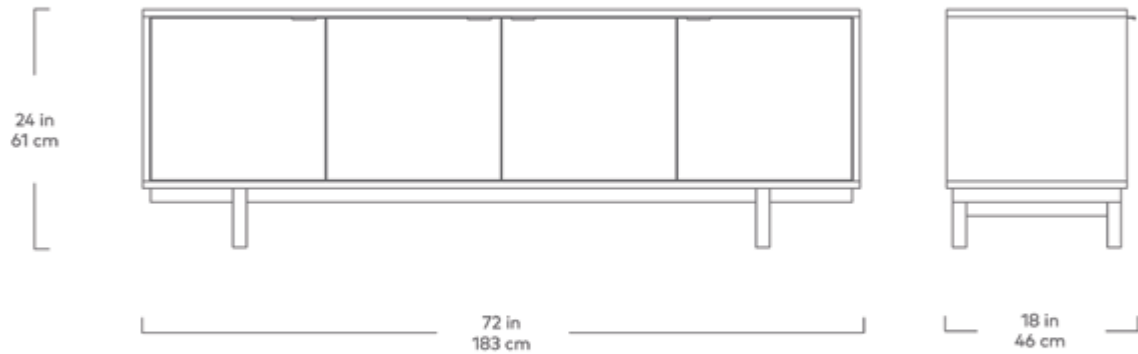


Natural  
Walnut

The Belmont Credenza is an architecturally inspired storage design that features the natural beauty of walnut. Doors conceal adjustable shelves and feature contrasting pulls in a black finish. Part of the Belmont Storage Series, this credenza matches perfectly with the Belmont End Table and Media Stand.

Design Trade Professionals: We aim to keep our designs in stock and ready to ship quickly for projects on a tight timeline. Designs may be customized with COM and alternate finishes (minimum quantities may apply). Visit [guscontract.com](http://guscontract.com) for more information about our Trade & Contract programs.

# Belmont Credenza



- Features 4 doors with black metal pulls and an adjustable hinge hardware.
- Doors reveal 3 storage compartments, each with an adjustable shelf for efficient storage space.
- Storage compartments are located on the far left, the far right and a large compartment is located in the middle.
- For strength and stability, cabinet panels are constructed using an engineered wood core with real wood veneer.
- Clear coat finish.
- Recessed wood base is solid ash with a walnut finish.
- Non-marking leveler feet can be adjusted for stability on uneven floor surfaces.
- CARB (California Air Resources Board) Phase II compliant.
- Wood is a natural material, with variations in grain pattern and colour that make each design unique.





# Belmont Cabinet

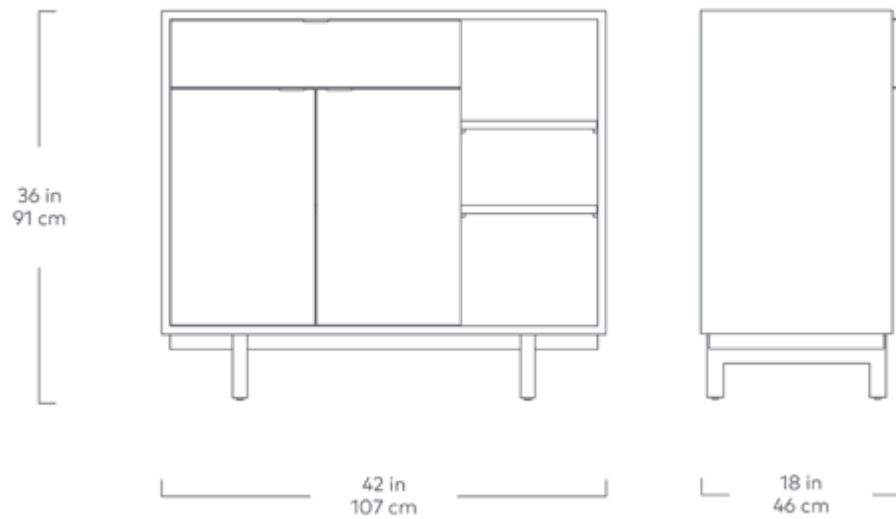


Natural  
Walnut

The Belmont Cabinet is an architecturally inspired storage design that features the natural beauty of walnut. Doors and top drawer feature contrasting pulls in a black finish. Two interior compartments provide concealed storage and each has an adjustable shelf. An open storage area with adjustable shelves provides additional space for essential items or decorative display and allows this design to maximize functionality in a smaller and taller footprint. Part of the Belmont Storage Series, this small-scale cabinet matches perfectly with the Belmont Credenza, End Table and Media Stand.

Design Trade Professionals: We aim to keep our designs in stock and ready to ship quickly for projects on a tight timeline. Designs may be customized with COM and alternate finishes (minimum quantities may apply). Visit [gusmodern.com](https://gusmodern.com) for more information about our Trade & Contract programs.

# Belmont Cabinet



- Anti-tip hardware is provided.
- Features 1 drawer and 2 doors with black metal pulls.
- 2 interior compartments have adjustable shelves for efficient storage.
- Open storage area has 2 adjustable shelves.
- For strength and stability, cabinet panels are constructed using an engineered wood core with real wood veneer.
- Clear coat finish.
- Recessed wood base is solid ash with a walnut finish.
- Plastic bumpers on all legs to protect hardwood floors.
- CARB (California Air Resources Board) Phase II compliant.
- Wood is a natural material, with variations in grain pattern and colour that make each design unique.



# Belmont End Table

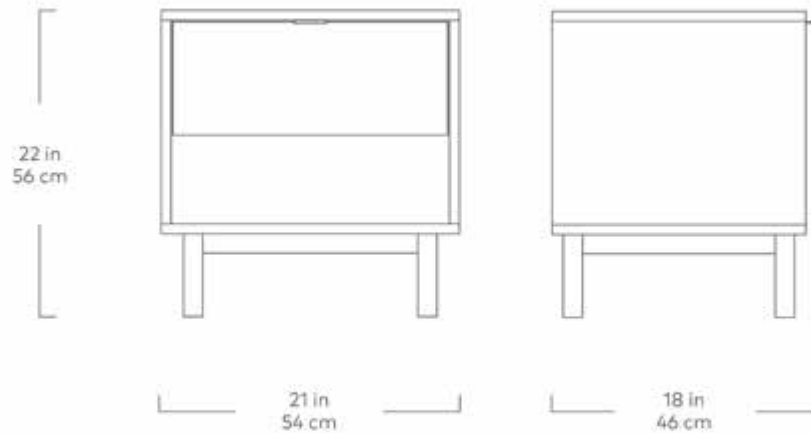


Natural  
Walnut

The Belmont End Table is an architecturally inspired storage design that features the natural beauty of walnut. The Belmont design incorporates an open space for books and magazines and a drawer for tucking away smaller objects. Part of the Belmont Storage Series, this table matches perfectly with the Belmont Media Stand and Credenza.

Design Trade Professionals: We aim to keep our designs in stock and ready to ship quickly for projects on a tight timeline. Designs may be customized with COM and alternate finishes (minimum quantities may apply). Visit [gusmodern.com](https://gusmodern.com) for more information about our Trade & Contract programs.

# Belmont End Table



- Features a drawer with a black metal pull.
- For strength and stability, cabinet panels are constructed using an engineered wood core with real wood veneer.
- Clear coat finish.
- Recessed wood base is solid ash with a walnut finish.
- Plastic bumpers on all legs to protect hardwood floors.
- CARB (California Air Resources Board) Phase II compliant.
- Wood is a natural material, with variations in grain pattern and colour that make each design unique.



# Munro Credenza



Classic  
Walnut

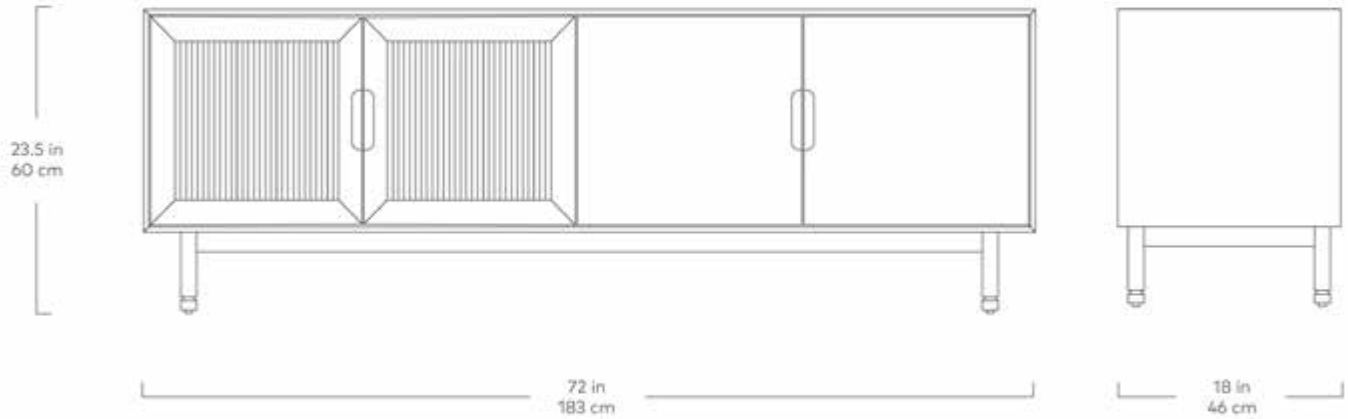


White  
Oak

Our bespoke Munro Credenza is the ideal place to keep your favorite treasures safely tucked away. Fluted glass doors allow you to admire what's within while maintaining an air of mystery and two adjustable interior shelves give you the flexibility to find an arrangement that works for you. Considered design elements like soft-close doors, magnetic closures, and recessed handles prove no detail is too small. The options are truly endless for a piece this versatile - use it to store your heirloom dishware in the dining room, or as a tasteful catch-all to keep things tidy in the living room. Choose from Walnut or Oak, each with a Zero-VOC, hand-rubbed matte finish, thoughtfully selected to highlight the unique, organic beauty of the wood grain. Solid wood edge details and solid steel legs mean that this credenza is built to last – a good thing because Munro's classic, minimalist ethos will never go out of style.

Design Trade Professionals: We aim to keep our designs in stock and ready to ship quickly for projects on a tight timeline. Designs may be customized with COM and alternate finishes (minimum quantities may apply). Visit [gusmodern.com](https://gusmodern.com) for more information about our Trade & Contract programs.

# Munro Credenza



- It is normal for solid wood to expand and shrink as a result of variations in environmental humidity. A consistent humidity level of approximately 50% is recommended to prevent cracks and surface splits.
- Main structure is constructed with engineered wood core for strength and stability, surface-faced with real wood veneer.
- Features 2 doors with ¼" fluted glass inlay, surrounded by solid wood frames.
- Soft close doors, magnetic closures, recessed finger pulls and adjustable hinge hardware.
- Doors reveal 2 storage compartments, each with an adjustable shelf for efficient storage space.
- Credenza is finished with Rubio® Monocoat - a durable, matte, oil-based protector designed to highlight the beauty of natural wood.
- Wood finish is certified 0% VOC and is an all-natural, environmentally friendly product.
- Surface can be revitalized as desired. Visit Rubio® Monocoat website for more information.
- Powder-coated black steel legs.
- Non-marking leveler feet can be adjusted for stability on uneven floor surfaces.
- Assembles easily with provided hardware.
- CARB (California Air Resources Board) Phase II compliant.
- Wood is a natural material, with variations in grain pattern and colour that make each design unique.



# Munro Media Stand



Classic  
Walnut

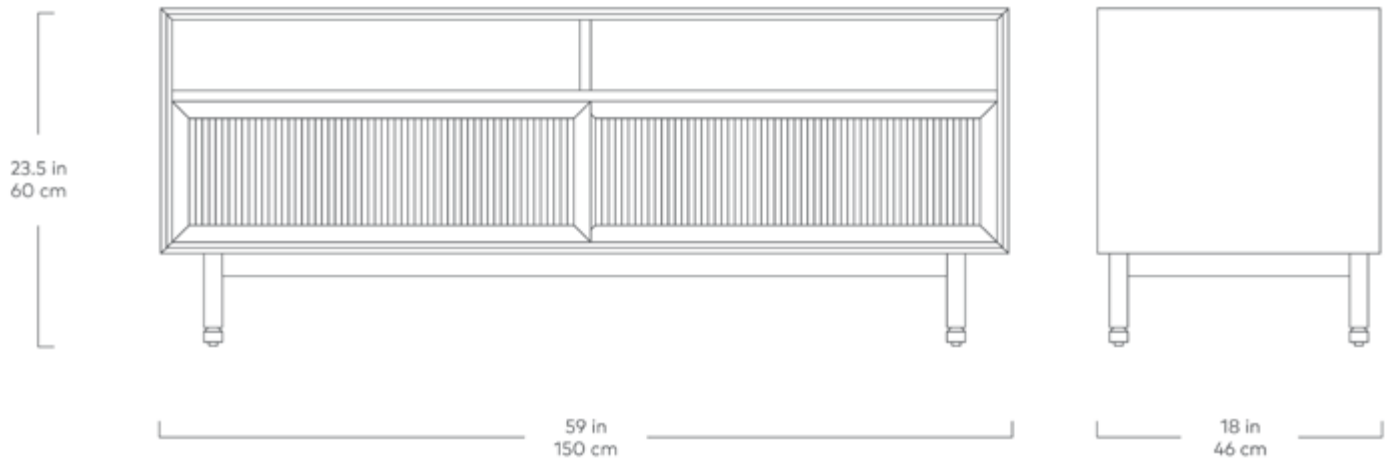


White  
Oak

Our bespoke Munro Media Stand is the ideal platform for your television, record player or media consoles. Sliding, fluted glass doors allow you to admire what's within while maintaining an air of mystery. Back panel openings for cable management mean that you can showcase your hi-fi components without displaying unsightly mess. Choose from Walnut or Oak, each with a Zero-VOC, hand-rubbed matte finish, thoughtfully selected to highlight the unique, organic beauty of the wood grain. Solid wood edge details and solid steel legs mean that this media stand is built to last – a good thing because Munro's classic, minimalist ethos will never go out of style.

Design Trade Professionals: We aim to keep our designs in stock and ready to ship quickly for projects on a tight timeline. Designs may be customized with COM and alternate finishes (minimum quantities may apply). Visit [gusmodern.com](https://gusmodern.com) for more information about our Trade & Contract programs.

# Munro Media Stand



- It is normal for solid wood to expand and shrink as a result of variations in environmental humidity. A consistent humidity level of approximately 50% is recommended to prevent cracks and surface splits.
- Main structure is constructed with engineered wood core for strength and stability, surface-faced with real wood veneer.
- Features 2 doors with ¼" fluted glass inlay, surrounded by solid wood frames.
- Sliding doors reveal 2 storage compartments.
- Smooth gliding doors run on an aluminum track and can be positioned for convenient access and concealment with the aid of magnetic closures.
- 2 concealed openings in back panel for cable management.
- Media Stand is finished with Rubio® Monocoat - a durable, matte, oil-based protector designed to highlight the beauty of natural wood.
- Wood finish is certified 0% VOC and is an all-natural, environmentally friendly product.
- Surface can be revitalized as desired. Visit Rubio® Monocoat website for more information.
- Powder-coated black steel legs.
- Non-marking leveler feet can be adjusted for stability on uneven floor surfaces.





# Munro Vitrine



Classic  
Walnut

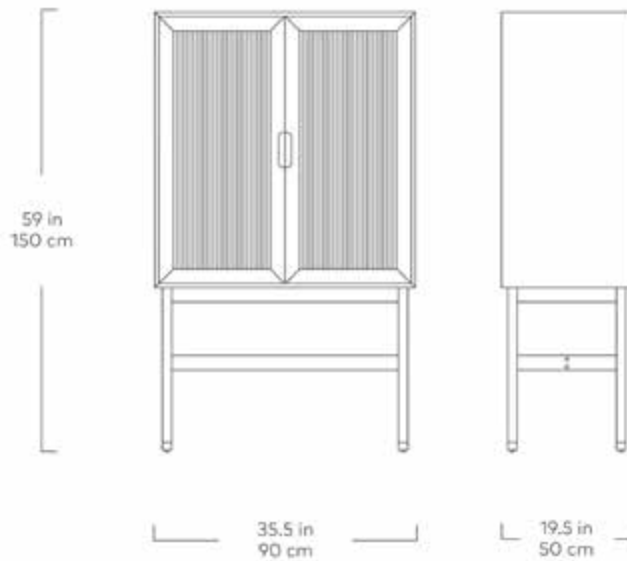


White  
Oak

Our bespoke Munro Vitrine is the ideal place to keep your favorite treasures safely tucked away. Fluted glass doors allow you to admire what's within while maintaining an air of mystery and four adjustable interior shelves give you the flexibility to find an arrangement that works for you. Considered design elements like soft-close doors, magnetic closures, and recessed handles prove no detail is too small. The options are truly endless for a piece this versatile— use it to display your heirloom dishware in the dining room, as a tasteful catch-all for board games in the living room, or as a stylish way to showcase your shoe collection in your bedroom.

Design Trade Professionals: We aim to keep our designs in stock and ready to ship quickly for projects on a tight timeline. Designs may be customized with COM and alternate finishes (minimum quantities may apply). Visit [gusmodern.com](https://gusmodern.com) for more information about our Trade & Contract programs.

# Munro Vitrine



- Main structure is constructed with engineered wood core for strength and stability, surface faced with thick, real wood Oak or Walnut Veneer.
- Features 2 doors with ¼" fluted glass inlay, surrounded by solid wood frames.
- Soft close doors, magnetic closures, recessed finger pulls and adjustable hinge hardware.
- Doors reveal 2 storage compartments, each with 2 adjustable shelves for efficient storage space.
- Vertical center brace for additional stability.
- Vitrine is finished with Rubio® Monocoat - a durable, matte, oil-based protector designed to highlight the beauty of natural wood.
- Wood finish is certified 0% VOC and is an all-natural, environmentally friendly product.
- Surface can be revitalized as desired. Visit Rubio® Monocoat website for more information.
- Power-coated black steel legs.
- Non-marking leveler feet can be adjusted for stability on uneven floor surfaces.
- Assembles easily with provided hardware. Anti-tipping hardware provided.
- Wood is a natural material, with variations in grain pattern and colour that make each design unique.
- CARB (California Air Resources Board) Phase II compliant.
- It is normal for solid wood to expand and shrink as a result of variations in environmental humidity. A consistent humidity level of approximately 50% is recommended to prevent cracks and surface splits.



# Munro 6 Drawer Dresser



Classic  
Walnut

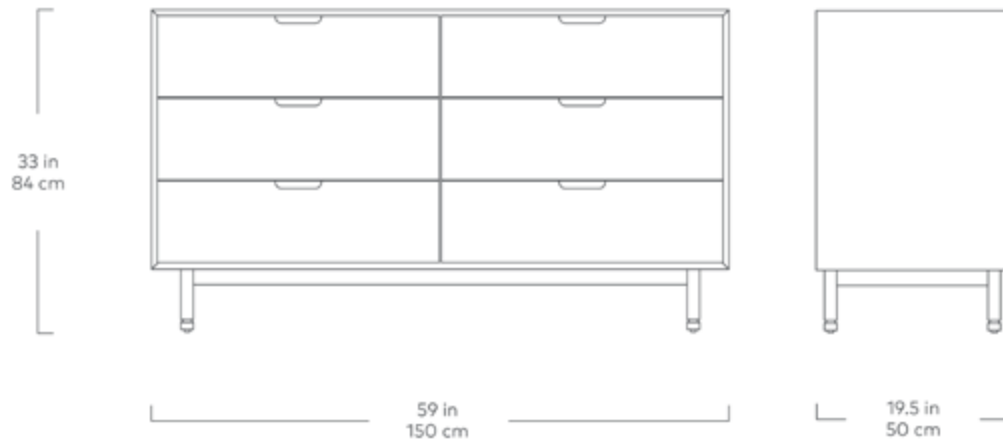


White  
Oak

We envisioned our new Munro Collection for those who like to keep things simple. Considered proportions along with bespoke details like soft-close drawers and recessed pulls lend to designs that shine – day or night. The Munro 6-Drawer Dresser features plenty of storage space to keep your garments or clutter neatly tucked away in your bedroom, living room or dining room. Choose from Walnut or Oak, each with a Zero-VOC, hand-rubbed matte finish, thoughtfully chosen to highlight the unique, organic beauty of the wood grain. Solid wood edge details and solid steel legs mean that these designs are built to last – a good thing because Munro’s classic, minimalist ethos will never go out of style.

Design Trade Professionals: We aim to keep our designs in stock and ready to ship quickly for projects on a tight timeline. Designs may be customized with COM and alternate finishes (minimum quantities may apply). Visit [gusmodern.com](https://gusmodern.com) for more information about our Trade & Contract programs.

# Munro 6 Drawer Dresser



- It is normal for solid wood to expand and shrink as a result of variations in environmental humidity. A consistent humidity level of approximately 50% is recommended to prevent cracks and surface splits.
- Main structure is constructed with engineered wood core for strength and stability, surface faced with thick, real wood Oak or Walnut Veneer.
- Soft close drawers feature recessed finger pulls and solid wood detailing on top edge.
- Each piece is finished with Rubio® Monocoat - a durable, matte, oil-based protector designed to highlight the beauty of natural wood.
- Wood finish is certified 0% VOC and is an all-natural, environmentally friendly product.
- Surface can be revitalized as desired. Visit Rubio® Monocoat website for more information.
- Power-coated black steel legs.
- Non-marking leveler feet can be adjusted for stability on uneven floor surfaces.
- Assembles easily with provided hardware. Anti-tipping hardware provided.
- Wood is a natural material, with variations in grain pattern and colour that make each design unique.
- CARB (California Air Resources Board) Phase II compliant.



# Munro 4 Drawer Dresser



Classic  
Walnut

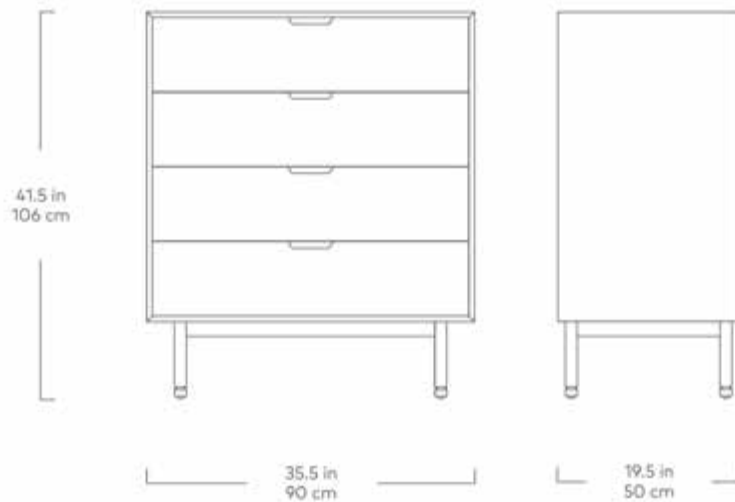


White  
Oak

We envisioned our new Munro Collection for those who like to keep things simple. Considered proportions along with bespoke details like soft-close drawers and recessed pulls lend to designs that shine – day or night. The Munro 4-Drawer Dresser features plenty of storage space to keep your garments neatly tucked away, creating an organized, uncluttered bedroom retreat. Choose from Walnut or Oak, each with a Zero-VOC, hand-rubbed matte finish, thoughtfully chosen to highlight the unique, organic beauty of the wood grain. Solid wood edge details and solid steel legs mean that these designs are built to last – a good thing because Munro’s classic, minimalist ethos will never go out of style.

Design Trade Professionals: We aim to keep our designs in stock and ready to ship quickly for projects on a tight timeline. Designs may be customized with COM and alternate finishes (minimum quantities may apply). Visit [gusmodern.com](https://gusmodern.com) for more information about our Trade & Contract programs.

# Munro 4 Drawer Dresser



- It is normal for solid wood to expand and shrink as a result of variations in environmental humidity. A consistent humidity level of approximately 50% is recommended to prevent cracks and surface splits.
- Main structure is constructed with engineered wood core for strength and stability, surface faced with thick, real wood Oak or Walnut Veneer.
- Soft close drawers feature recessed finger pulls and solid wood detailing on top edge.
- Each piece is finished with Rubio® Monocoat - a durable, matte, oil-based protector designed to highlight the beauty of natural wood.
- Wood finish is certified 0% VOC and is an all-natural, environmentally friendly product.
- Surface can be revitalized as desired. Visit Rubio® Monocoat website for more information.
- Power-coated black steel legs.
- Non-marking leveler feet can be adjusted for stability on uneven floor surfaces.
- Assembles easily with provided hardware. Anti-tipping hardware provided.
- Wood is a natural material, with variations in grain pattern and colour that make each design unique.
- CARB (California Air Resources Board) Phase II compliant.



# Munro End Table



Classic  
Walnut

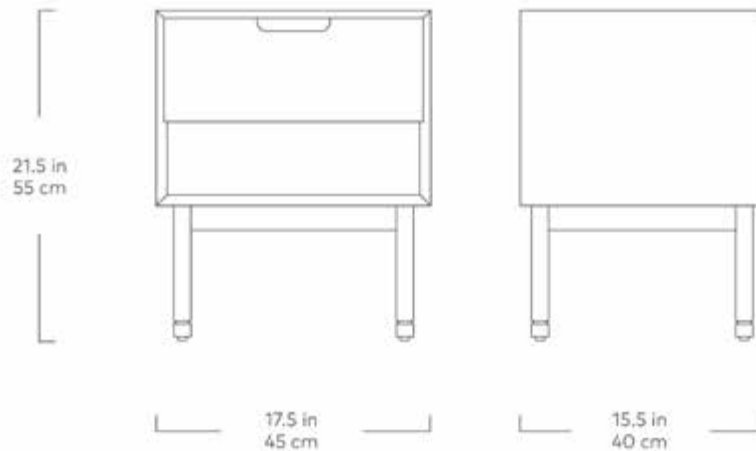


White  
Oak

We envisioned our new Munro Collection for those who like to keep things simple. Considered proportions along with bespoke details like soft-close drawers and recessed pulls lend to designs that shine – day or night. The Munro End Table can be used as a bedside table or a living room accent. It features plenty of storage space to keep clutter neatly stowed away, with both a drawer and an open shelf for books or magazines. Choose from Walnut or Oak, each with a Zero-VOC, hand-rubbed matte finish, thoughtfully chosen to highlight the unique, organic beauty of the wood grain. Solid wood edge details and solid steel legs mean that these designs are built to last – a good thing because Munro’s classic, minimalist ethos will never go out of style.

Design Trade Professionals: We aim to keep our designs in stock and ready to ship quickly for projects on a tight timeline. Designs may be customized with COM and alternate finishes (minimum quantities may apply). Visit [gusmodern.com](https://gusmodern.com) for more information about our Trade & Contract programs.

# Munro End Table



- It is normal for solid wood to expand and shrink as a result of variations in environmental humidity. A consistent humidity level of approximately 50% is recommended to prevent cracks and surface splits.
- Main structure is constructed with engineered wood core for strength and stability, surface faced with thick, real wood Oak or Walnut Veneer.
- Soft close drawers feature recessed finger pulls and solid wood detailing on top edge.
- Open cubby for storage and display of books and other miscellaneous items.
- Each piece is finished with Rubio® Monocoat - a durable, matte, oil-based protector designed to highlight the beauty of natural wood.
- Wood finish is certified 0% VOC and is an all-natural, environmentally friendly product.
- Surface can be revitalized as desired. Visit Rubio® Monocoat website for more information.
- Power-coated black steel legs.
- Non-marking leveler feet can be adjusted for stability on uneven floor surfaces.
- Assembles easily with provided hardware. Anti-tipping hardware provided.
- Wood is a natural material, with variations in grain pattern and colour that make each design unique.
- CARB (California Air Resources Board) Phase II compliant.





# Myles Media Stand

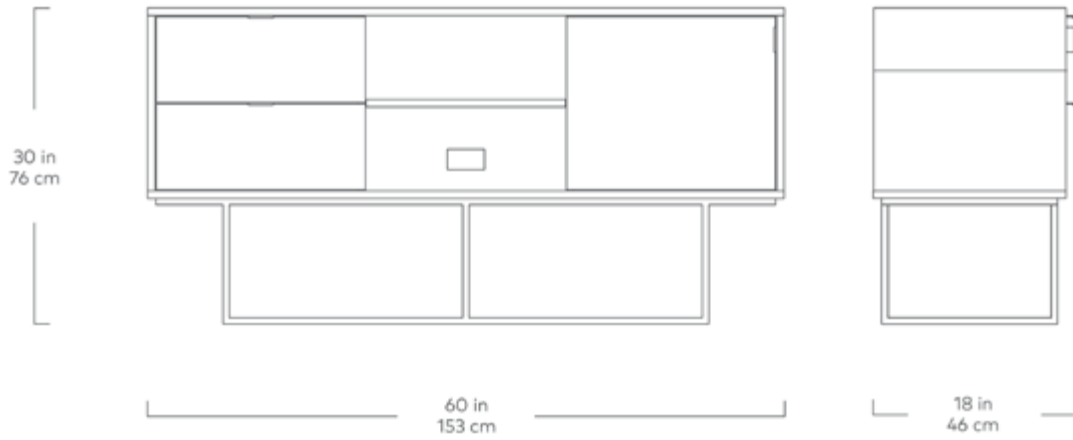


Black  
Oak

The Myles Media Stand combines subtle details and craftsmanship to create a storage design that exudes simple sophistication. Drawers feature rose gold handles contrasting dark stained, chevron-patterned oak faces. A recessed, slender steel base with black, powder-coated finish creates an illusion of weightlessness. Designed for Hi-Fi and media components, a back panel opening in the cabinet allows for concealed cable management. Drawers provide storage to keep your living room uncluttered, while adjustable shelves and a sliding front panel let you reveal or conceal components. Part of the Myles Storage Series, this Media Stand matches perfectly with the Myles Credenza and End Table.

Design Trade Professionals: We aim to keep our designs in stock and ready to ship quickly for projects on a tight timeline. Designs may be customized with COM and alternate finishes (minimum quantities may apply). Visit [gusmodern.com](https://gusmodern.com) for more information about our Trade & Contract programs.

# Myles Media Stand



- Features 2 drawers and 1 sliding door (on a black aluminum track) with rose gold metal pulls.
- Compartments have adjustable shelf and back panel for cable management.
- For strength and stability, cabinet panels are constructed using an engineered wood core with real wood veneer.
- Black Satin finish.
- Slender steel base with a black powder-coated finish.
- Plastic bumpers on base to protect hardwood floors.
- CARB (California Air Resources Board) Phase II compliant.
- Wood is a natural material, with variations in grain pattern and colour that make each design unique.



# Myles Credenza

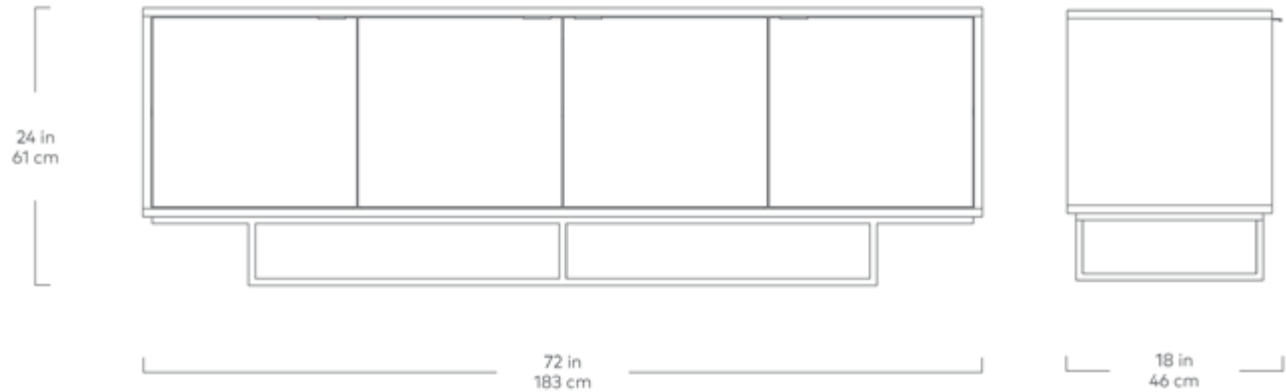


Black  
Oak

The Myles Credenza combines subtle details and craftsmanship to create a storage design that exudes simple sophistication. Rose gold handles contrast dark stained, chevron-patterned oak faces. A recessed, slender steel base with black, powder-coated finish creates an illusion of weightlessness. Adjustable shelves provide plenty of efficient storage space. Part of the Myles Storage Series, this credenza matches perfectly with the Myles Media Stand and End Table.

Design Trade Professionals: We aim to keep our designs in stock and ready to ship quickly for projects on a tight timeline. Designs may be customized with COM and alternate finishes (minimum quantities may apply). Visit [gusmodern.com](http://gusmodern.com) for more information about our Trade & Contract programs.

# Myles Credenza



- Features 4 oak doors with rose gold metal pulls and adjustable hinge hardware.
- Doors reveal 3 storage compartments, each with an adjustable shelf for efficient storage space.
- Storage compartments are located on the far left, the far right and a large compartment is located in the middle.
- For strength and stability, cabinet panels are constructed using an engineered wood core with real wood veneer.
- Black Satin finish.
- Slender steel base with a black powder-coated finish.
- Plastic bumpers on base to protect hardwood floors.
- CARB (California Air Resources Board) Phase II compliant.
- Wood is a natural material, with variations in grain pattern and colour that make each design unique.



# Myles Cabinet

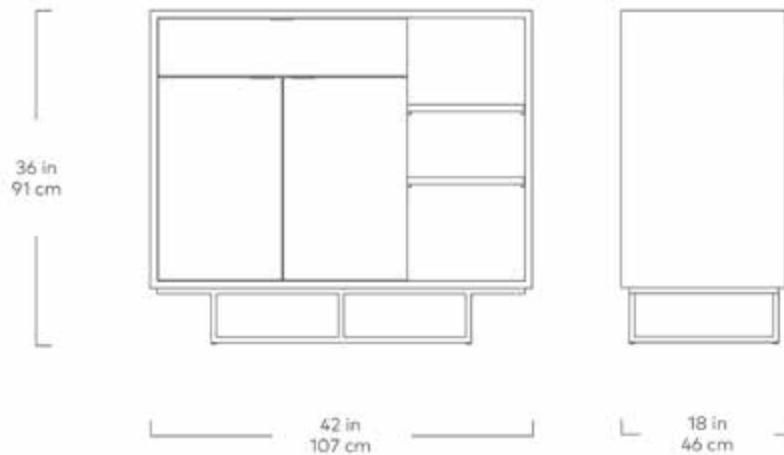


Black  
Oak

The Myles Cabinet combines subtle details and craftsmanship to create a storage design that exudes simple sophistication. Rose gold handles contrast dark stained, chevron-patterned oak faces. A recessed, slender steel base with black, powder-coated finish creates an illusion of weightlessness. Adjustable shelves in the interior compartments and open storage area provide plenty of efficient storage space allowing this design to maximize functionality in a smaller and taller footprint. Part of the Myles Storage Series, this table matches perfectly with the Myles Media Stand, End Table and Credenza.

Design Trade Professionals: We aim to keep our designs in stock and ready to ship quickly for projects on a tight timeline. Designs may be customized with COM and alternate finishes (minimum quantities may apply). Visit [gusmodern.com](https://gusmodern.com) for more information about our Trade & Contract programs.

# Myles Cabinet



- Anti-tip hardware is provided.
- Features 1 drawer and 2 doors with rose gold metal pulls.
- 2 interior compartments have adjustable shelves for efficient storage.
- Open storage area has 2 adjustable shelves.
- For strength and stability, cabinet panels are constructed using an engineered wood core with real wood veneer.
- Black Satin finish.
- Slender steel base with a black powder-coated finish.
- Plastic bumpers on base to protect hardwood floors.
- CARB (California Air Resources Board) Phase II compliant.
- Wood is a natural material, with variations in grain pattern and colour that make each design unique.



# Myles End Table

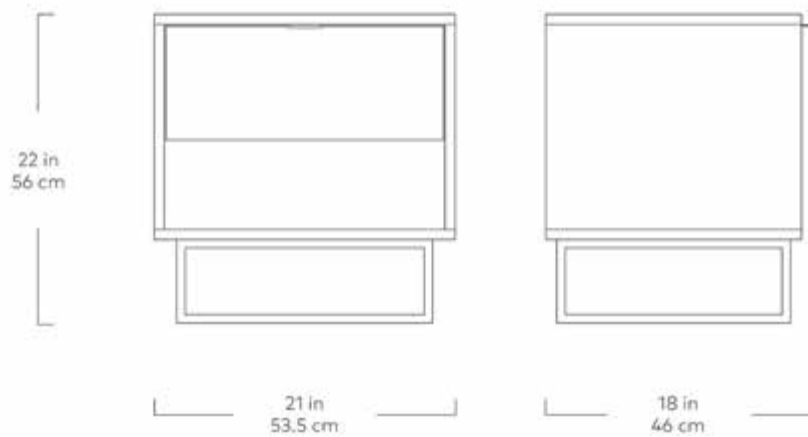


Black  
Oak

The Myles End Table combines subtle details and craftsmanship to create a storage design that exudes simple sophistication. A drawer features rose gold handles contrasting dark stained, chevron-patterned oak faces. A recessed, slender steel base with black, powder-coated finish creates an illusion of weightlessness. The Myles design incorporates an open space below the drawer, for stylish display of books and magazines. Part of the Myles Storage Series, this table matches perfectly with the Myles Media Stand and Credenza.

Design Trade Professionals: We aim to keep our designs in stock and ready to ship quickly for projects on a tight timeline. Designs may be customized with COM and alternate finishes (minimum quantities may apply). Visit [gusmodern.com](http://gusmodern.com) for more information about our Trade & Contract programs.

# Myles End Table



- Features an oak drawer with a rose gold metal pull.
- For strength and stability, cabinet panels are constructed using an engineered wood core with real wood veneer.
- Black Satin finish.
- Open space below provides storage for books, magazine and small objects.
- Slender steel base with a black powder-coated finish.
- Plastic bumpers on base to protect hardwood floors.
- CARB (California Air Resources Board) Phase II compliant.
- Wood is a natural material, with variations in grain pattern and colour that make each design unique.






# Beds



# Carmichael Bed



Parliament  
Stone



Merino  
Cream

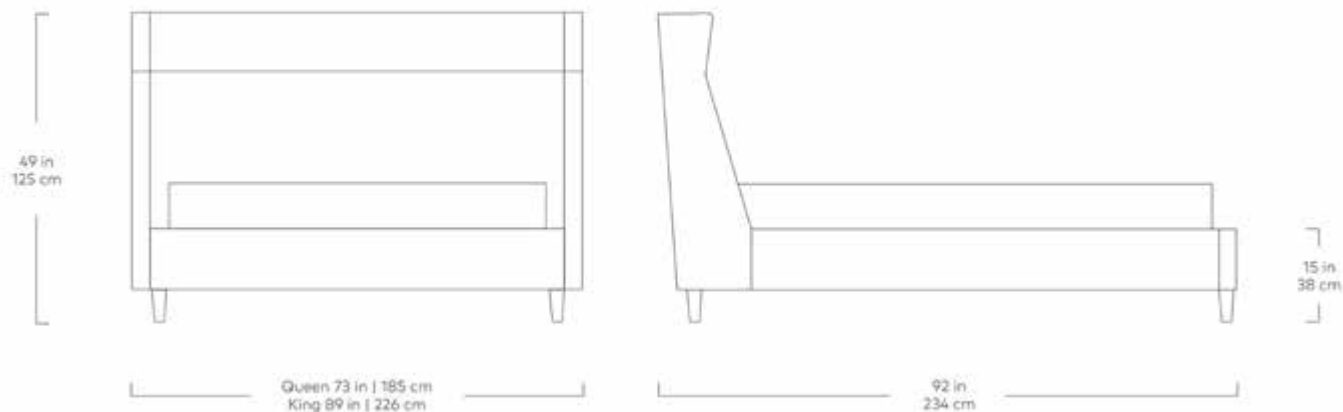


Merino  
Dapple

The Carmichael Bed fuses traditional and contemporary sensibilities, bringing clean, modern lines to a classic style. The design features a fully upholstered headboard, footboard and side rails, with elegant, tapered solid wood legs. The bed includes a sturdy mattress suspension system which eliminates the need for a box spring. All wood used in the frame and legs is FSC®-Certified, in support of responsible forest management.

Design Trade Professionals: We aim to keep our designs in stock and ready to ship quickly for projects on a tight timeline. Designs may be customized with COM and alternate finishes (minimum quantities may apply). Visit [gusmodern.com](http://gusmodern.com) for more information about our Trade & Contract programs.

# Carmichael Bed



- Available in King and Queen sizes.
- No box spring required.
- Fits any mattress height, including pillow top.
- Distance from floor to underside of mattress is 10"
- Mattress suspension system uses a reinforced wood frame with solid wood slats for durability/comfort.
- Legs are solid wood with water-based, medium-toned finish.
- Bumpers on the bottom of legs to protect hardwood floors.
- Fits any mattress height, including pillow top.
- Bed frame and legs made with FSC®-Certified hardwood/engineered wood(FSC® 092551).
- Manufactured to meet California TB117-2013 fire safety standards without the use of flame retardant additives in the upholstery foam.



# Munro Bed



Classic  
Walnut



White  
Oak

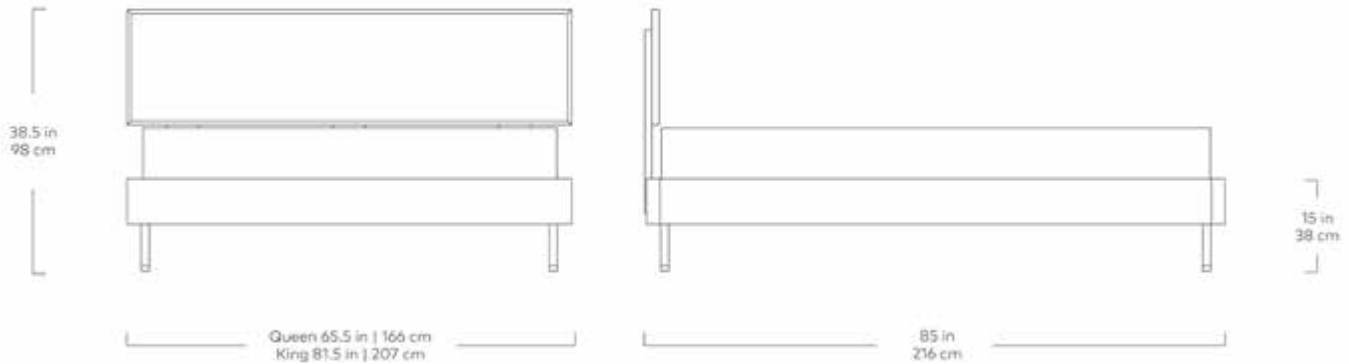
White Oak available in King Size Only

We envisioned our new Munro Collection for those who like to keep things simple. Considered proportions along with bespoke details like a grooved headboard, softly rounded corners and precision-machined legs lend to designs that shine – day or night. The Munro Bed is a low-profile platform bed with an engineered wood slat support system made to work with any mattress, eliminating the need for a box spring. The result is a minimalist design that proves less is more.

Choose from Walnut or Oak, each with a Zero-VOC, hand-rubbed matte finish, thoughtfully chosen to highlight the unique, organic beauty of the wood grain. Solid wood edge details and solid steel legs mean that these designs are built to last – a good thing because Munro's simple, modernist ethos will never go out of style.

Design Trade Professionals: We aim to keep our designs in stock and ready to ship quickly for projects on a tight timeline. Designs may be customized with COM and alternate finishes (minimum quantities may apply). Visit [gusmodern.com](http://gusmodern.com) for more information about our Trade & Contract programs.

# Munro Bed



- White Oak available in King Size only
- No box spring required.
- Fits any mattress height, including pillow top.
- Distance from floor to underside of mattress is 10.5".
- Mattress suspension system uses a reinforced wood frame with solid wood slats for durability/comfort.
- Main structure is constructed with engineered wood core for strength and stability, surface-faced with thick, real wood veneer.
- Solid wood details in the corners of the bed frame and edges of the headboard.
- Each bed is finished with Rubio® Monocoat - a durable, matte, oil-based protector designed to highlight the beauty of natural wood.
- Wood finish is certified 0% VOC and is an all-natural, environmentally friendly product.
- Surface can be revitalized as desired. Visit Rubio® Monocoat website for more information.
- Power-coated black steel legs.
- Non-marking tack feet.
- Assembles easily with provided hardware.
- Wood is a natural material, with variations in grain pattern that make each design unique.
- It is normal for solid wood to expand and shrink as a result of variations in environmental humidity. A consistent humidity level of approximately 50% is recommended to prevent cracks and surface splits.



# Odeon Bed



Classic  
Walnut



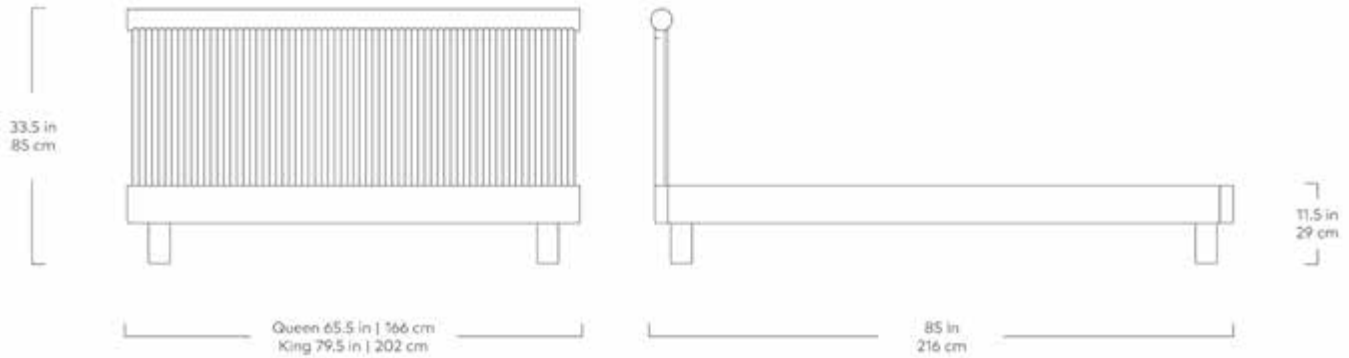
White  
Oak

White Oak available in King Size Only

Neo-Classical forms get a contemporary treatment with the Odeon Bed, which evokes Doric columns and a sculptural dynamism. From every angle, this design reveals qualities that gently juxtapose and interplay: a scalloped headboard with a solid wood mantle; textured, organic wood grain; soft curves balanced by chiseled lines. The warm wood surface is finished by hand with a durable, all-natural matte stain, chosen to enhance the unique characteristics of the grain. Match with our Odeon End Tables for a cohesive look.

Design Trade Professionals: We aim to keep our designs in stock and ready to ship quickly for projects on a tight timeline. Designs may be customized with COM and alternate finishes (minimum quantities may apply). Visit [guscontract.com](http://guscontract.com) for more information about our Trade & Contract programs.

# Odeon Bed



- Scalloped headboard with solid wood elements that feature contrasting grain details.
- Main structure is constructed with engineered wood core for strength and stability, surface-faced with thick, real wood veneer.
- Solid wood details in the corners of the bed frame.
- Available in King and Queen sizes.
- No box spring required. Fits any mattress height, including pillowtop.
- Distance from floor to bottom of bedframe is 6 inches.
- Mattress suspension system uses a reinforced wood frame with solid wood slats and a sturdy steel center support for durability/comfort.
- Each bed is finished with Rubio® Monocoat - a durable, matte, oil-based protector designed to highlight the beauty of natural wood.
- Wood finish is certified 0% VOC and is an all-natural, environmentally friendly product.
- Surface can be revitalized as desired. Visit Rubio® Monocoat website for more information.
- Solid wood dowel legs have non-marking leveler feet which can be adjusted for stability on uneven floor surfaces.
- Wood is a natural material, with variations in grain pattern that make each design unique.
- It is normal for solid wood to expand and shrink as a result of variations in environmental humidity. A consistent humidity level of approximately 50% is recommended to prevent cracks and surface splits.
- Assembles easily with provided hardware.



# Parcel Bed



Auckland  
Willow



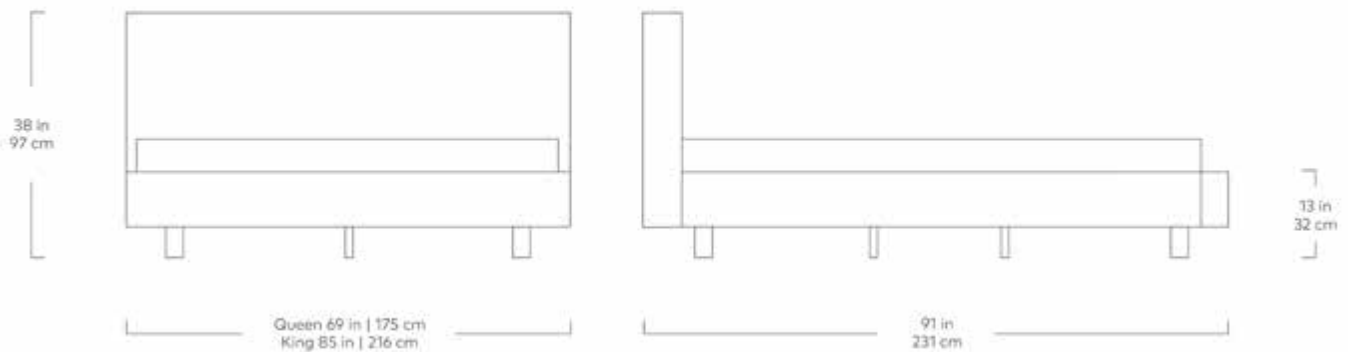
Stockholm  
Graphite

With its generous, soft surface area and sleek design, the Parcel is the quintessential modern platform bed. The squared-off headboard, side rails and footboard create a simple, sculptural modern frame, while French seams soften the look with classic detail. Supported by solid ash legs, Parcel seems to float, lending an airy quality that complements any bedroom interior. Available as a king or queen. Constructed with kiln-dried FSC®-Certified hardwood in support of responsible forest management.

Design Trade Professionals: We aim to keep our designs in stock and ready to ship quickly for projects on a tight timeline. Designs may be customized with COM and alternate finishes (minimum quantities may apply). Visit [gusmodern.com](http://gusmodern.com) for more information about our Trade & Contract programs.



# Parcel Bed



- Available in King and Queen sizes.
- No box spring required.
- Distance from floor to underside of mattress is 10"
- Mattress suspension system uses a reinforced steel frame with plywood slats for durability/comfort.
- Cylindrical, solid FSC®-Certified ash legs are finished in a water-based, clear coat finish.
- Bumpers on the bottom of legs to protect hardwood floors.
- Fits any mattress height, including pillow top.
- Bed frame and legs made with FSC®-Certified hardwood/engineered wood (FSC® 092551).
- Manufactured to meet California TB117-2013 fire safety standards without the use of flame retardant additives in the upholstery foam.



# Workspace



# Draft Task Chair



Lariat  
Savannah

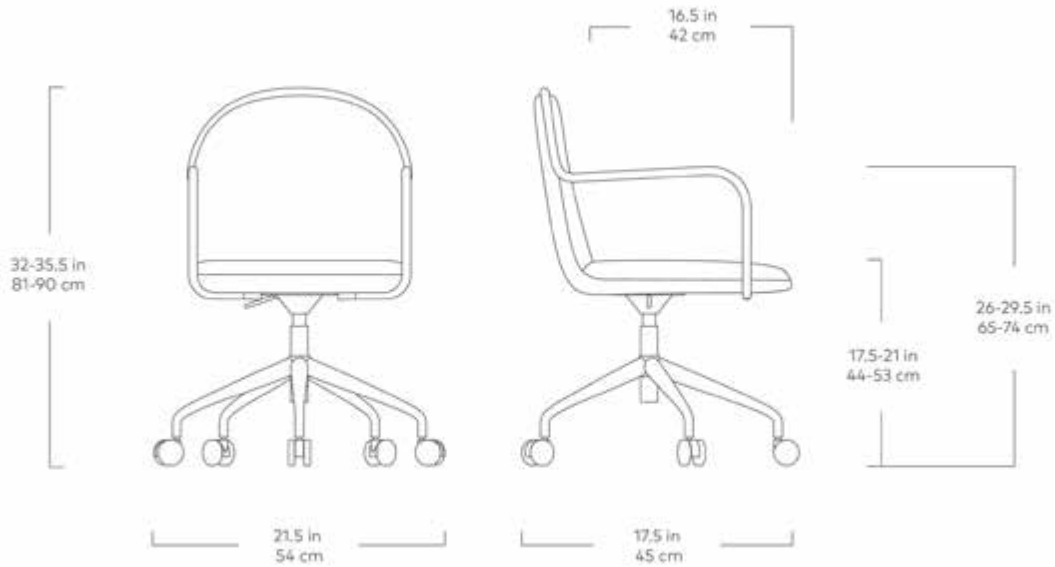


Lariat  
Aberdeen

At your home office or corporate HQ, the Draft Task Chair is a minimalist marvel with style and functionality at its core. Covered in a soft-touch suede-like fabric, the molded seat and back piece creates a seamless look that maximizes comfort for all-day use. Black metal tubing traces a continuous line from arms to back and coordinates with the durably engineered, yet lightweight steel base. And if that's not enough, this do-it-all chair offers height adjustability, a tiltable back, and a smooth 360-degree swivel rotation to glide you through the busiest of work weeks with ease.

Design Trade Professionals: We aim to keep our designs in stock and ready to ship quickly for projects on a tight timeline. Designs may be customized with COM and alternate finishes (minimum quantities may apply). Visit [gusmodern.com](https://gusmodern.com) for more information about our Trade & Contract programs.

# Draft Task Chair



- Height-adjustable via a smooth, gas lift mechanism.
- 360 degree smooth swivel rotation.
- Adjustable, tiltable back for custom comfort.
- 5-star, powder-coated steel base with smooth castors.
- Fully upholstered seat and back.
- Manufactured to meet California TB117-2013 fire safety standards without the use of flame retardant additives in the upholstery foam.
- All fabric is California TB117-2013 certified and double rub tested.
- Passed and complies with the requirements of ANSI/BIFMA X5.1 2017
- Assembles easily with provided hardware.



# Radius Task Chair



Bayview  
Silver



Stockholm  
Camel

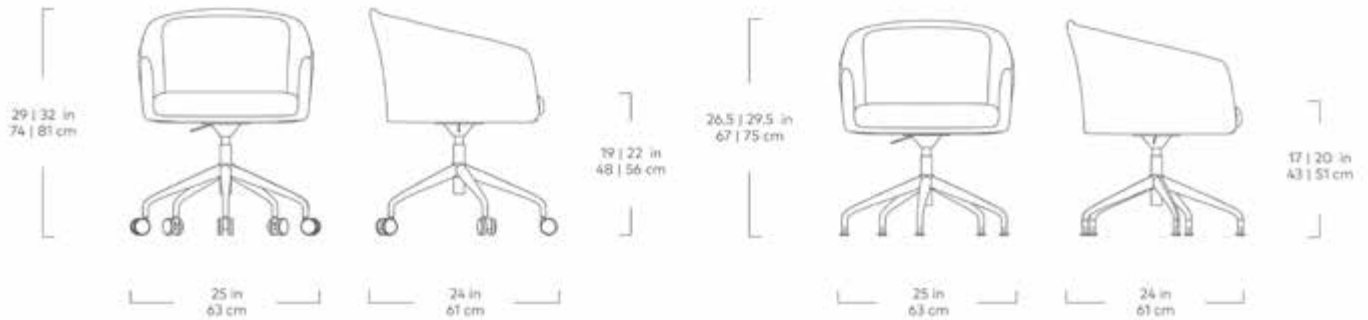


Stockholm  
Graphite

With an elegantly upholstered tub-style form, the Radius Task Chair is office furniture that captivates with its casual sophistication. Centering a stylish aesthetic and welcoming feel, Radius makes no sacrifices in function: adjustable height, swivel ability, and an option to configure with rolling castors or stationary feet make it the perfect addition to the modern workspace.

Design Trade Professionals: We aim to keep our designs in stock and ready to ship quickly for projects on a tight timeline. Designs may be customized with COM and alternate finishes (minimum quantities may apply). Visit [gusmodern.com](https://gusmodern.com) for more information about our Trade & Contract programs.

# Radius Task Chair



- Fixed back and seat cushion.
- Height-adjustable via a gas lift mechanism.
- 360 degree smooth swivel rotation.
- 5-star base is powder coated steel.
- Ships with a set of castors and a set of stationary feet. Choose between the two and convert one to the other as needed.
- Manufactured to meet California TB117-2013 fire safety standards without the use of flame retardant additives in the upholstery foam.
- All fabric is California TB117-2013 certified and double rub tested
- ANSI-BIFMA Compliant.



# Lighting



# Branch Task Lamp



Black



White

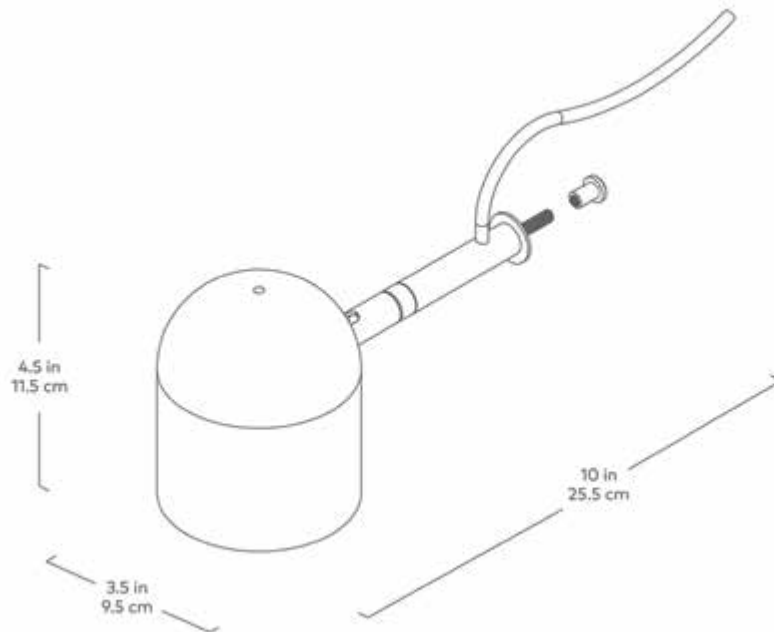
A must-have fixture for modern living, this handy task lamp is effortlessly efficient. Its sleek metal frame screws into the uprights of our Branch organization system, conserving precious surface space. Rotate and tilt to highlight what matters most — from your workspace to a work of art.

Design Trade Professionals: We aim to keep our designs in stock and ready to ship quickly for projects on a tight timeline. Designs may be customized with COM and alternate finishes (minimum quantities may apply). Visit [gusmodern.com](http://gusmodern.com) for more information about our Trade & Contract programs.

**Gus\***  
gusmodern.com



# Branch Task Lamp



- Designed specifically for use with the Branch Organizational System.
- Mechanism allows lamp head to rotate and tilt for the perfect lighting position.
- Fabric electrical cord (black cord for black colorway, black & white mix cord for white colorway) with a dial dimmer switch allows for precise control of lamp brightness.
- GU 10 light bulb for each lampshade included (5W, Bright Light 3000K, 380 Lumens, 120 Volt).
- UL Listed.

# Callisto Table Lamp

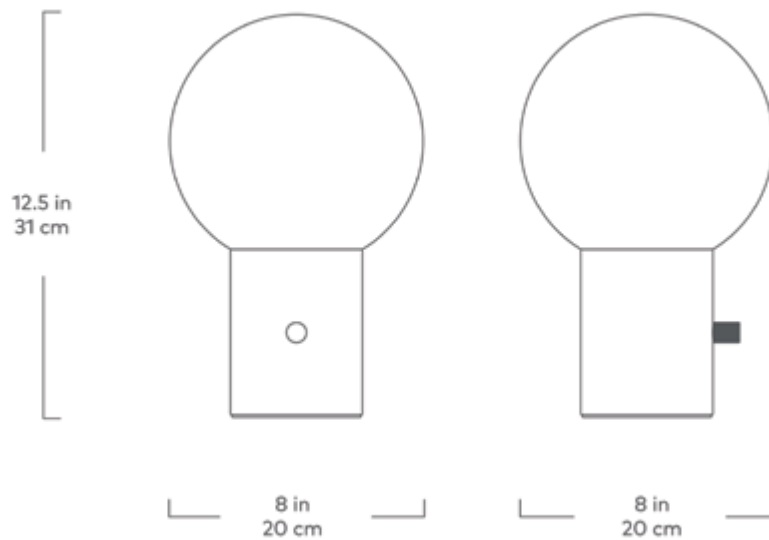


Mono

Compact, yet eye-catching, the Callisto Table Lamp illuminates with a simple, modern approach. Playing with a balance of form and proportion, a large sculptural globe perches on a sleek marble resin base to create a contemporary take on lighting design. Translucent glass masks the glare of an exposed bulb while harnessing the elevated sensibilities of this striking accent piece. Infuse your space with personality with the touch of its dimmable switch.

Design Trade Professionals: We aim to keep our designs in stock and ready to ship quickly for projects on a tight timeline. Designs may be customized with COM and alternate finishes (minimum quantities may apply). Visit [gusmodern.com](http://gusmodern.com) for more information about our Trade & Contract programs.

# Callisto Table Lamp



- Translucent glass globe shade securely screws into base.
- Base is crafted from a high-quality resin and showcases a Carrara marble pattern.
- Solid metal, dimmer knob with a cross knurl pattern allows for smooth, precise control of lamp brightness.
- Twisted, black fabric electrical cord.
- UL Listed
- Recommended lightbulb is a dimmable 60W bulb or LED equivalent.

# Lewis Task Lamp



Black

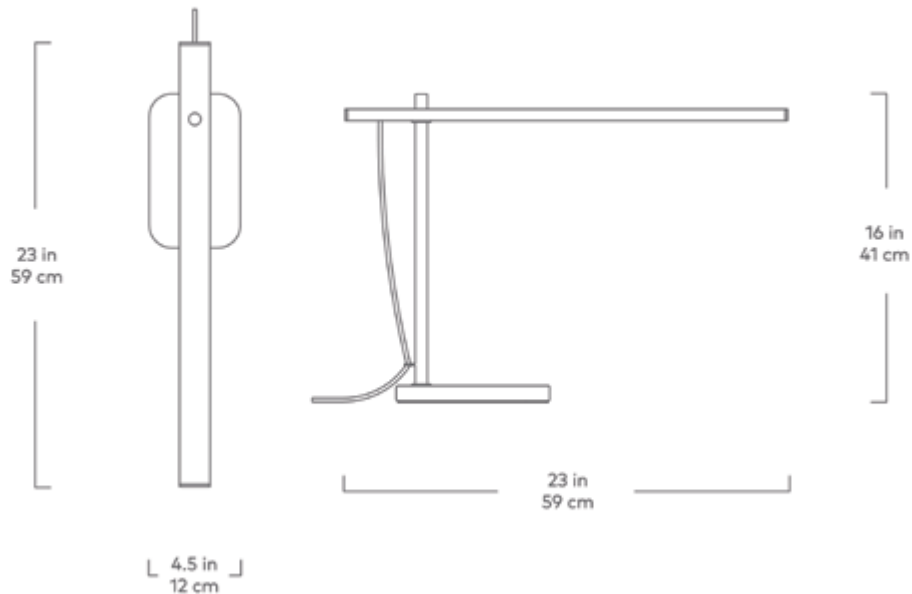


White

Echoing the Bauhaus movement, this slender table lamp couples minimalist modern design with easy functionality. Clean lines juxtapose statement-making details like a vintage-inspired, red-braided electrical cord and natural marble base. Whether it's used as a desk light or bedside table companion, a dimmer switch lets you find just right level of brightness to focus efficiently on the task at hand.

Design Trade Professionals: We aim to keep our designs in stock and ready to ship quickly for projects on a tight timeline. Designs may be customized with COM and alternate finishes (minimum quantities may apply). Visit [gusmodern.com](https://gusmodern.com) for more information about our Trade & Contract programs.

# Lewis Task Lamp



- Integrated LED bulb with a colour temperature of 3000K and a 30,000-hour lifespan.
- Bulb is a 120v AC LED 12W.
- Red fabric electrical cord with a dial dimmer switch allows for precise control of lamp brightness.
- Black lamp is paired with a black marble base.
- White lamp is paired with a white marble base.
- UL Listed.

# Milton Table Lamp

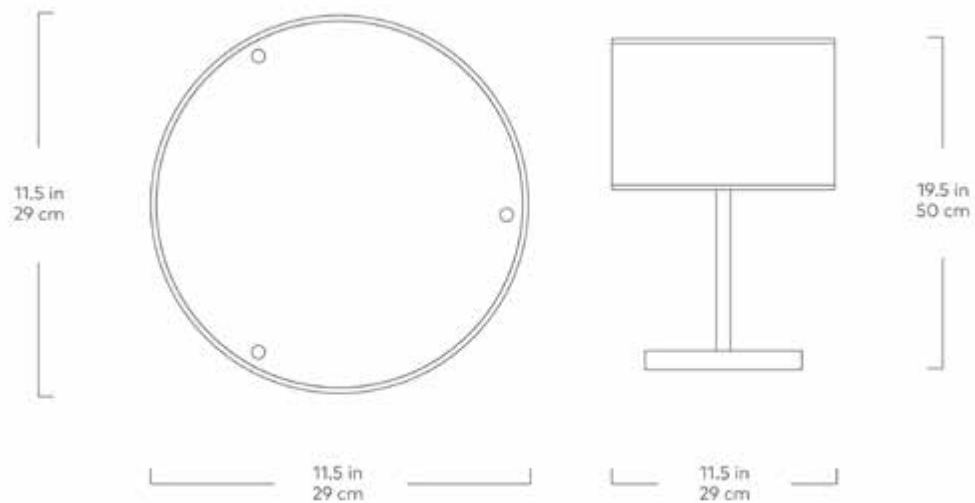


Natural  
Ash Veneer

A love letter to the beauty of nature, the Milton lighting collection focuses on the unique intricacy of woodgrain to create an illuminating drum design. Featuring a shade made from natural wood veneer, the Milton Table Lamp is the finishing touch your room needs, enlivening a dark corner or unadorned side table with modern rustic appeal. The sleek black steel base features an accessible hand switch and black fabric electrical cord for an added textural element.

Design Trade Professionals: We aim to keep our designs in stock and ready to ship quickly for projects on a tight timeline. Designs may be customized with COM and alternate finishes (minimum quantities may apply). Visit [gusmodern.com](http://gusmodern.com) for more information about our Trade & Contract programs.

# Milton Table Lamp



- Crafted from a piece of natural ash veneer.
- Has a plastic inner lining and finished with a fabric trim at the top and bottom.
- Lamp shade has a translucent acrylic diffuser on top.
- Black powder-coated weighted base.
- UL Listed.
- Recommended lightbulb is a 60W bulb or LED equivalent.
- Wood is a natural material, with variations in grain pattern and colour that make each design unique.

# Milton Floor Lamp



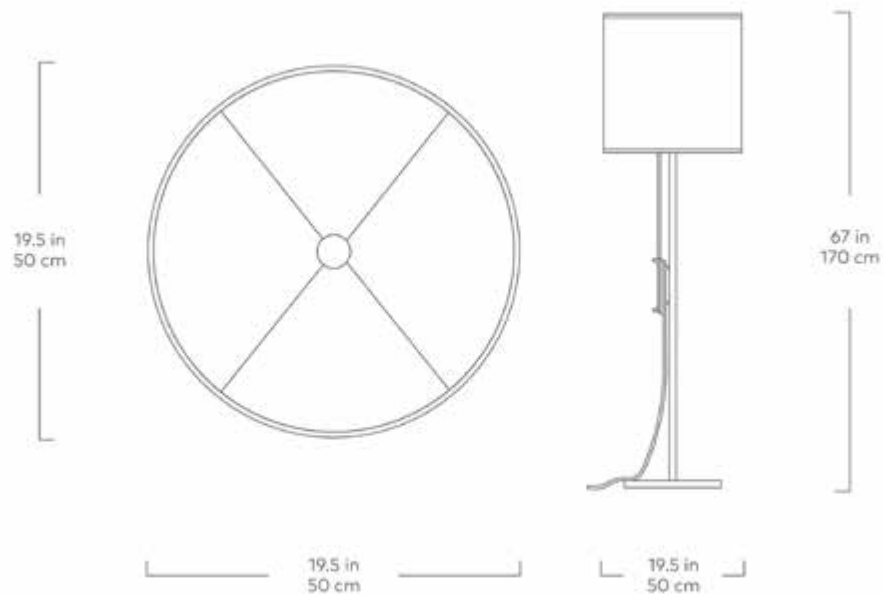
Natural  
Ash Veneer

A love letter to the beauty of nature, the Milton lighting collection focuses on the unique intricacy of woodgrain to create an illuminating drum design. Featuring an oversized shade made from natural wood veneer, the Milton Floor Lamp will stand proud in your room, captivating all who enter. The sleek black powder-coated base features a handy pronged holder to corral extra cord (no tripping here!), with a convenient foot switch for easy on-off functionality.

Design Trade Professionals: We aim to keep our designs in stock and ready to ship quickly for projects on a tight timeline. Designs may be customized with COM and alternate finishes (minimum quantities may apply). Visit [guscontract.com](http://guscontract.com) for more information about our Trade & Contract programs.



# Milton Floor Lamp



- Crafted from a piece of natural ash veneer.
- Has a plastic inner lining and finished with a fabric trim at the top and bottom.
- Stem has a metal pronged hook for efficient cord management.
- Twisted black fabric electrical cord with convenient foot switch.
- Black powder-coated weighted base.
- UL Listed.
- Recommended lightbulb is a 60W bulb or LED equivalent.
- Wood is a natural material, with variations in grain pattern and colour that make each design unique.

# Milton Small Pendant Light

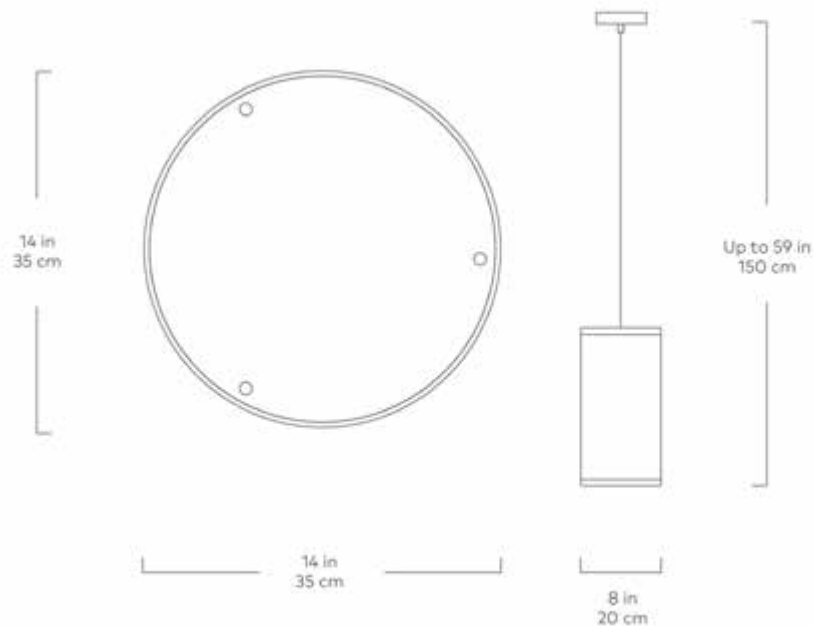


Natural  
Ash Veneer

A love letter to the beauty of nature, the Milton lighting collection focuses on the unique intricacy of woodgrain to create an illuminating drum design. The petite size is ideal for adding a subtle glow above a nightstand or kitchen island and takes on a statement-making effect when grouped together. Each light fixture is encased in a natural wood veneer lampshade, with a black fabric electrical cord that lets the lighting's rustic appeal take center stage.

Design Trade Professionals: We aim to keep our designs in stock and ready to ship quickly for projects on a tight timeline. Designs may be customized with COM and alternate finishes (minimum quantities may apply). Visit [gusmodern.com](https://gusmodern.com) for more information about our Trade & Contract programs.

# Milton Small Pendant Light



- Crafted from a piece of natural ash veneer.
- Has a plastic inner lining and finished with a fabric trim at the top and bottom.
- Drum shade has a translucent acrylic diffuser at the bottom.
- 4' long twisted black fabric electrical cord connects to a black, round metal ceiling plate.
- Also available as large hanging shade.
- Group a couple of smaller shades with a large hanging shade to create an eye-catching vignette.
- UL Listed.
- Professional installation required.
- Recommended lightbulb is a 60W bulb or LED equivalent.
- Wood is a natural material, with variations in grain pattern and colour that make each design unique.

# Milton Large Pendant Light

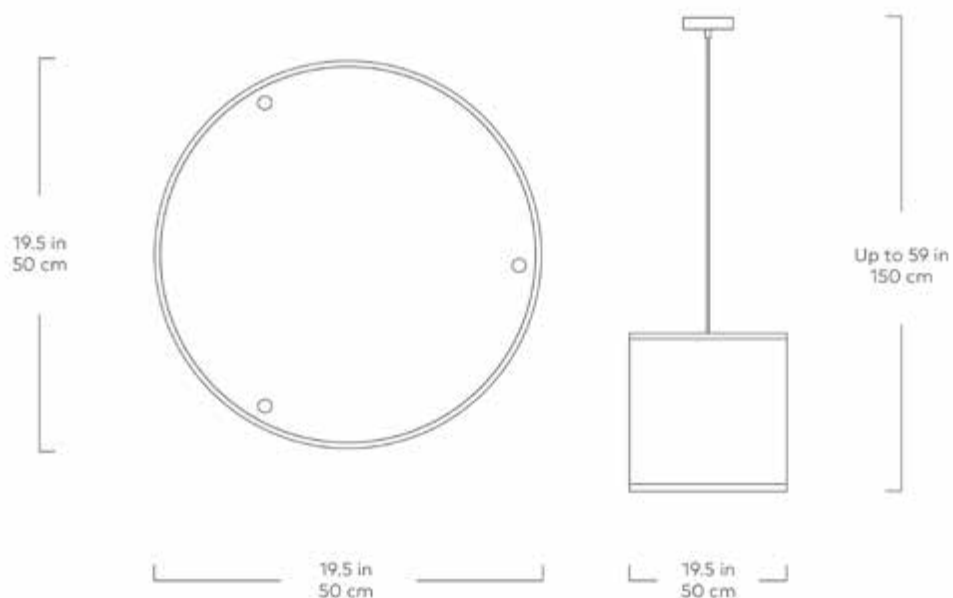


Natural  
Ash Veneer

A love letter to the beauty of nature, the Milton lighting collection focuses on the unique intricacy of woodgrain to create an illuminating, one-of-a-kind design. The oversized shape easily grabs attention when hung solo over a dining table but looks equally stunning alongside additional shades in a group vignette. Each light fixture is encased in a natural wood veneer lampshade, with a black fabric electrical cord that lets the lighting's rustic appeal take center stage.

Design Trade Professionals: We aim to keep our designs in stock and ready to ship quickly for projects on a tight timeline. Designs may be customized with COM and alternate finishes (minimum quantities may apply). Visit [gusmodern.com](https://gusmodern.com) for more information about our Trade & Contract programs.

# Milton Large Pendant Light



- Crafted from a piece of natural ash veneer.
- Has a plastic inner lining and finished with a fabric trim at the top and bottom.
- Drum shade has a translucent acrylic diffuser at the bottom.
- 4' long twisted black fabric electrical cord connects to a black, round metal ceiling plate.
- Also available as a smaller hanging shade.
- Group large shade with a couple of small hanging shades to create an eye-catching vignette.
- UL Listed.
- Professional installation required.
- Recommended lightbulb is a 60W bulb or LED equivalent.
- Wood is a natural material, with variations in grain pattern and colour that make each design unique.

# Tandem Table Lamp



White

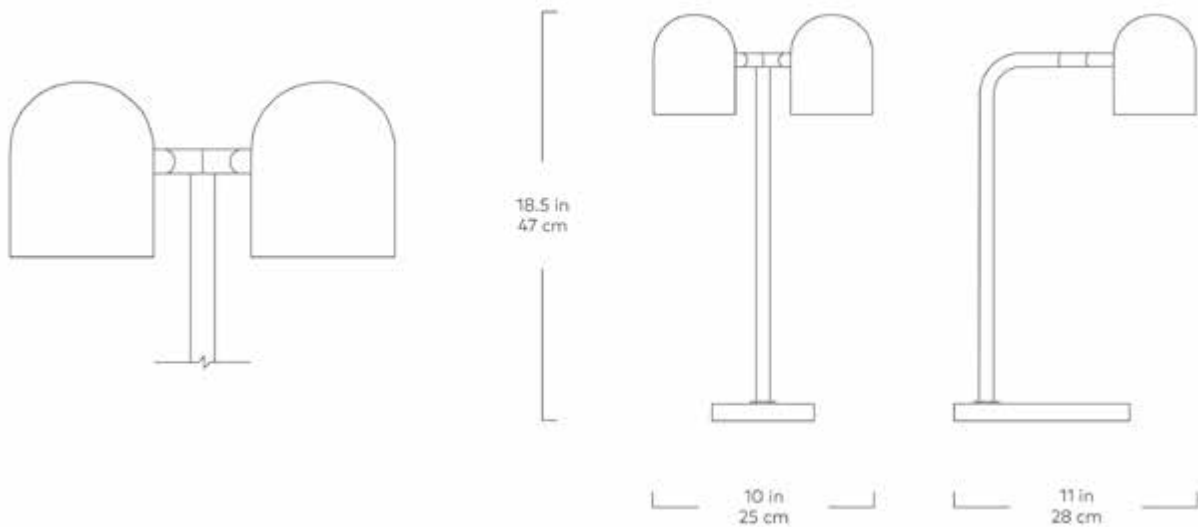


Black

Form meets function in the forward-thinking Tandem lighting collection, which combines streamlined industrial aesthetics with a practical ethos, resulting in a simple yet stunning design. A white or black powder-coated finish shines when teamed with thoughtful details, like a coordinating marble base and convenient hand switch. Adjustable lamp heads make it a versatile option for a desk or nightstand that could use a little brilliance.

Design Trade Professionals: We aim to keep our designs in stock and ready to ship quickly for projects on a tight timeline. Designs may be customized with COM and alternate finishes (minimum quantities may apply). Visit [gusmodern.com](http://gusmodern.com) for more information about our Trade & Contract programs.

# Tandem Table Lamp



- Mechanism allows each lamp head to rotate and tilt for the perfect lighting position.
- Black lamp is paired with a black marble base.
- White lamp is paired with a white marble base.
- Fabric electrical cord with hand switch (black cord for black colorway, black & white mix cord for white colorway).
- Group large shade with a couple of small hanging shades to create an eye-catching vignette.
- UL Listed.
- GU 10 light bulb for each lampshade included (5W, Bright Light 3000K, 380 Lumens, 120 Volt).

# Tandem Floor Lamp



White



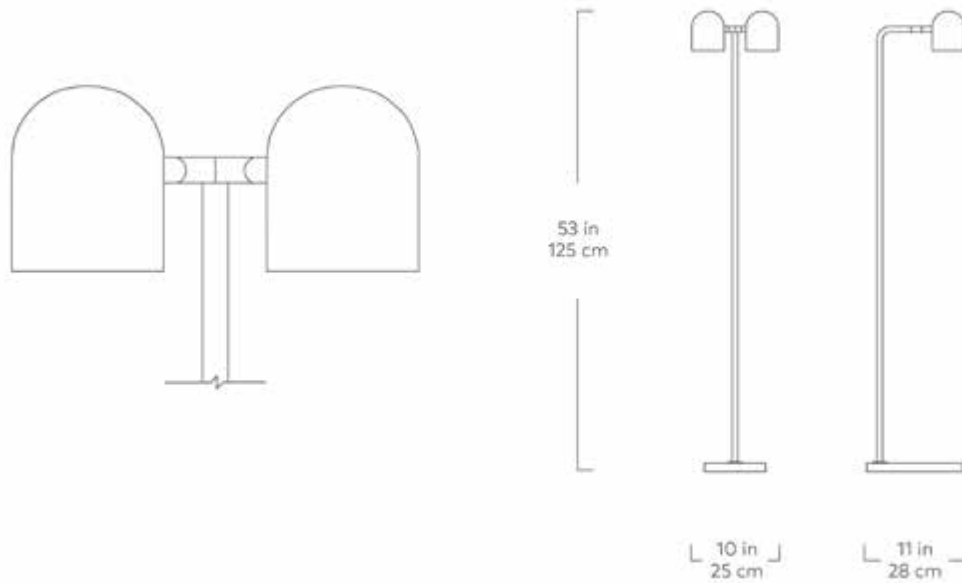
Black

Form meets function in the forward-thinking Tandem lighting collection, which combines streamlined industrial aesthetics with a practical ethos, resulting in a simple yet stunning design. A white or black powder-coated finish shines when teamed with thoughtful details, like a coordinating marble base and convenient foot switch. Adjustable lamp heads, allow you to easily spotlight a favorite piece of art or illuminate a dark corner in your living room.

Design Trade Professionals: We aim to keep our designs in stock and ready to ship quickly for projects on a tight timeline. Designs may be customized with COM and alternate finishes (minimum quantities may apply). Visit [gusmodern.com](http://gusmodern.com) for more information about our Trade & Contract programs.



# Tandem Floor Lamp



- Mechanism allows each lamp head to rotate and tilt for the perfect lighting position.
- Black lamp is paired with a black marble base.
- White lamp is paired with a white marble base.
- Fabric electrical cord with foot switch (black cord for black colorway, black & white mix cord for white colorway).
- UL Listed.
- GU 10 light bulb for each lampshade included (5W, Bright Light 3000K, 380 Lumens, 120 Volt).

# Tandem Swing Arm Lamp



White

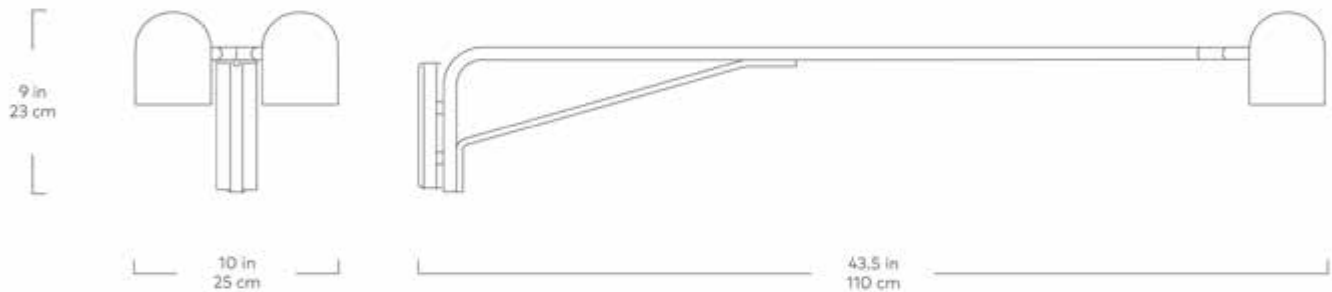


Black

Form meets function in the forward-thinking Tandem lighting collection, which combines streamlined industrial aesthetics with a practical ethos, resulting in a simple yet stunning design. A white or black powder-coated finish shines when teamed with thoughtful details, like adjustable lamp heads, a fabric-covered cord and convenient hand switch. The adjustable swing arm allows you to customize the lighting as you please, bringing it closer when you want to curl up on the sofa with a book and allowing you to move it away from your sightline when you're deep in conversation.

Design Trade Professionals: We aim to keep our designs in stock and ready to ship quickly for projects on a tight timeline. Designs may be customized with COM and alternate finishes (minimum quantities may apply). Visit [gusmodern.com](http://gusmodern.com) for more information about our Trade & Contract programs.

# Tandem Swing Arm Lamp



- Mechanism allows each lamp head to rotate and tilt for the perfect lighting position.
- Lamp swings side to side when level and installed correctly.
- Fabric electrical cord with hand switch (black cord for black colorway, black & white mix cord for white colorway).
- Assembly required.
- UL Listed.
- GU 10 light bulb for each lampshade included (5W, Bright Light 3000K, 380 Lumens, 120 Volt).

# Tandem 4-Head Pendant Lamp



White

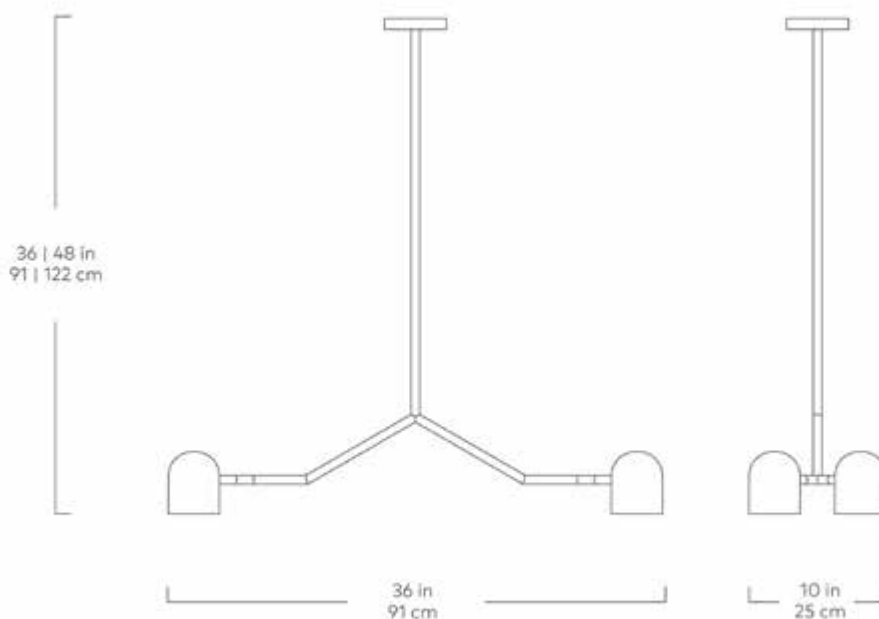


Black

Form meets function in the forward-thinking Tandem lighting collection, which combines streamlined industrial aesthetics with a practical ethos, resulting in a simple yet stunning design. A white or black powder-coated finish shines when teamed with thoughtful details, like adjustable lamp heads and contrasting chrome components. The elongated arms of the Tandem pendant make it an eye-catching option for above a dining table, kitchen island, or anywhere you want to add a dose of drama.

Design Trade Professionals: We aim to keep our designs in stock and ready to ship quickly for projects on a tight timeline. Designs may be customized with COM and alternate finishes (minimum quantities may apply). Visit [gusmodern.com](http://gusmodern.com) for more information about our Trade & Contract programs.

# Tandem 4-Head Pendant Lamp




- Mechanism allows each lamp head to rotate and tilt for the perfect lighting position.
- Pendant is ideal for 8'-9' ceiling height. A 12" tubular extension is included for higher ceilings.
- UL Listed
- Professional installation required.
- GU 10 light bulb for each lampshade included (5W, Bright Light 3000K, 380 Lumens, 120 Volt).

# Rugs



# Avro Rug



Charcoal



Oatmeal

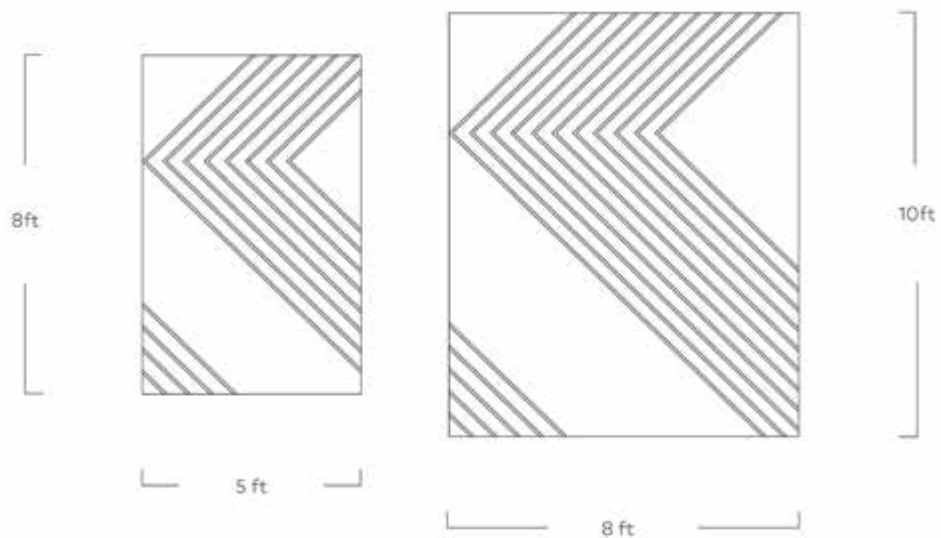


Lilac

The Avro is a hand-knotted rug with a subtle textured pattern designed to create understated tonal variations. Lending to a minimalist style, the Avro creates an organic foundation for any space. The Avro name and geometric lines pay homage to the Canadian airplane design that shares its name. Handcrafted in India using New Zealand wool, it is available in two sizes and three warm neutral colorways. Perfect for entryways, living spaces and bedrooms.

Design Trade Professionals: We aim to keep our designs in stock and ready to ship quickly for projects on a tight timeline. Designs may be customized with COM and alternate finishes (minimum quantities may apply). Visit [gusmodern.com](https://gusmodern.com) for more information about our Trade & Contract programs.

# Avro Rug



- Each handmade rug has unique characteristics that showcase the artistry of the craftsperson that created it.
- 80% natural, premium New Zealand wool/20% viscose.
- Sizes listed are approximate and may vary slightly.
- Rug pad is recommended, for added comfort and stability.
- Premium backing.
- Pre-washed to eliminate shedding and odour.
- For spills, blot immediately with a towel and use mild soap only if necessary. Test in an inconspicuous area. Blot to dry.



# Bala Rug

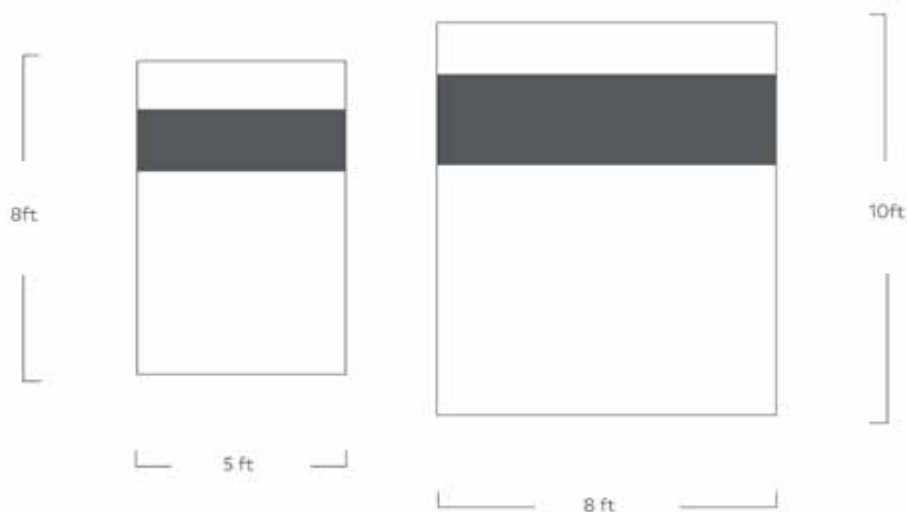


Raven

Showcasing a harmony of chunky texture and simple, abstract composition, the Bala series brings a sense of Scandinavian-inspired comfort into your space. Made from 100% New Zealand wool, each rug is hand-woven and features oversized knots to create a textural surface that is warm, inviting and cozy underfoot. A single stripe of subdued colour draws your eye across the rug, nubby surface. Available in two colourways and two sizes, this rug is perfect for bedrooms, nurseries and living rooms.


Design Trade Professionals: We aim to keep our designs in stock and ready to ship quickly for projects on a tight timeline. Designs may be customized with COM and alternate finishes (minimum quantities may apply). Visit [gusmodern.com](https://gusmodern.com) for more information about our Trade & Contract programs.

# Bala Rug



- Each handmade rug has unique characteristics that showcase the artistry of the craftsperson that created it.
- 100% New Zealand wool.
- Sizes listed are approximate and may vary slightly.
- Hand-bound edges.
- Premium backing.
- Pre-washed to eliminate shedding and odour.
- For spills, blot immediately with a towel and use mild soap only if necessary. Test in an inconspicuous area. Blot to dry.

# Construct Reversible Rug



Cargo

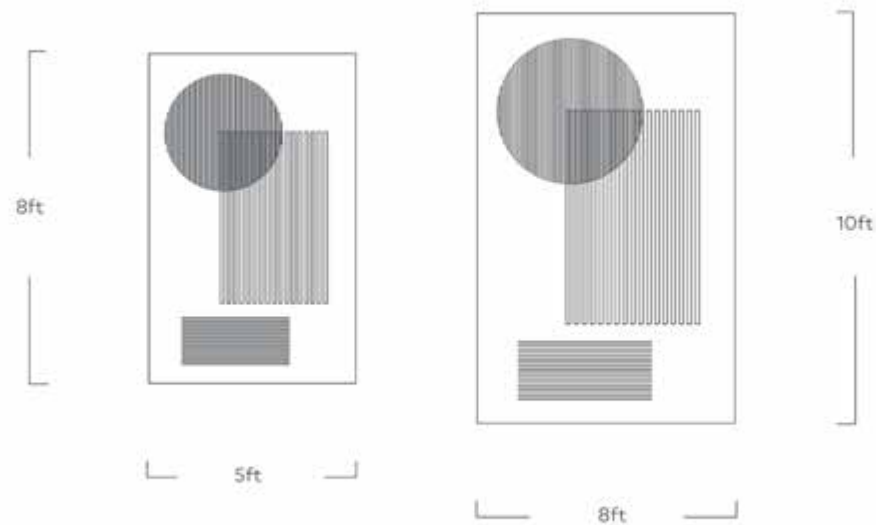


Versa

Go ahead, take it outside. Made from recycled plastic bottles, the Construct Rug is versatile enough to be used in the living room or out on the patio. Featuring a bold, graphic pattern that blends with a myriad of decorating styles, it's bound to become your favorite rug. Plus, it's reversible – meaning you'll never be tied down to one look. Available in two colourways and two sizes, this rug is perfect for bedrooms, living rooms and backyard patios.

Design Trade Professionals: We aim to keep our designs in stock and ready to ship quickly for projects on a tight timeline. Designs may be customized with COM and alternate finishes (minimum quantities may apply). Visit [guscontract.com](http://guscontract.com) for more information about our Trade & Contract programs.

# Construct Reversible Rug



- For indoor or outdoor use.
- Made from polyester derived from recycled plastic bottles.
- One 8x10 Construct Rug diverts 964 plastic bottles away from oceans and landfills.
- One 5x8 Construct Rug diverts 429 plastic bottles away from oceans and landfills.
- Sizes listed are approximate and may vary slightly.
- Flatweave rug is reversible and features different graphic colour schemes on each side.
- Hand-bound edges.
- Shed resistant.
- Rug pad is recommended for added comfort and stability (indoor use).
- Shake and hose down to clean rug; hang to air dry completely.



# Element Rug



Rose

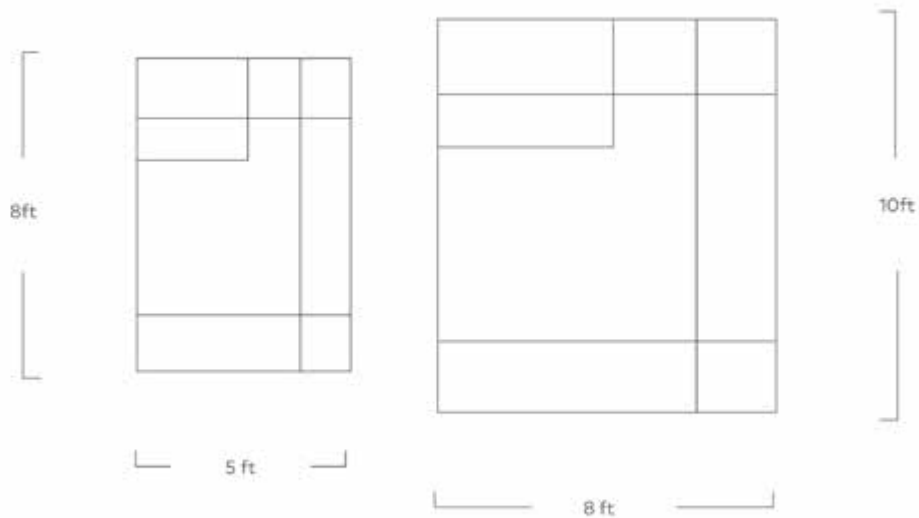


Tofino

The Element is a high-pile, hand-tufted rug with a Modernist color field design inspired by traditional patchwork quilts. Handcrafted in India using 100% New Zealand wool, the Element is plush and dense, giving it a luxurious texture underfoot. Available in two bright colorways and three sizes, this rug is perfect for bedrooms, nurseries and living spaces.


Design Trade Professionals: We aim to keep our designs in stock and ready to ship quickly for projects on a tight timeline. Designs may be customized with COM and alternate finishes (minimum quantities may apply). Visit [guscontract.com](http://guscontract.com) for more information about our Trade & Contract programs.

# Element Rug



- Each handmade rug has unique characteristics that showcase the artistry of the craftsperson that created it.
- 100% premium New Zealand wool.
- Sizes listed are approximate and may vary slightly.
- Hand-bound, stitched edges.
- Premium backing.
- Pre-washed to eliminate shedding and odour.
- For spills, blot immediately with a towel and use mild soap only if necessary. Test in an inconspicuous area. Blot to dry.

# Fumo Rug



Feather

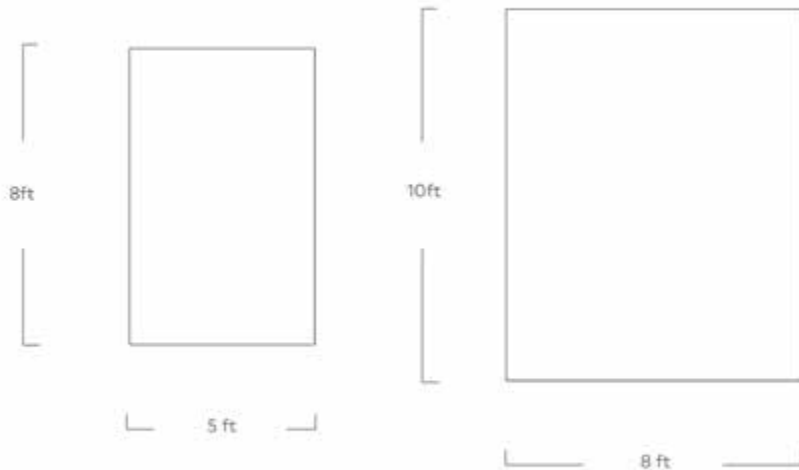


Carbon

The Fumo Rug features subtle shades and an ultra-soft texture that evokes feelings of calm and comfort. Each rug is handwoven in India with lustrous fibres, creating a shimmering surface with a delicate play of textures that change over time. Designed with a vintage feel, Fumo adds casual sophistication to any space. Available in 5 x 8 & 8 x 10.

Design Trade Professionals: We aim to keep our designs in stock and ready to ship quickly for projects on a tight timeline. Designs may be customized with COM and alternate finishes (minimum quantities may apply). Visit [gusmodern.com](http://gusmodern.com) for more information about our Trade & Contract programs.

# Fumo Rug



- 100% Viscose
- Each handmade rug has unique characteristics that showcase the artistry of the craftsman that created it. Sizes listed are approximate and may vary slightly.
- Variety of color and texture is created by strategic tip-shearing.
- Sizes listed are approximate and may vary slightly.
- Rug pad is recommended for added comfort and stability.
- Premium backing.
- Pre-washed to eliminate shedding and odour.
- For spills, blot immediately with a towel and use mild soap only if necessary. Test in an inconspicuous area. Blot to dry.



# Terraz Rug



Crema

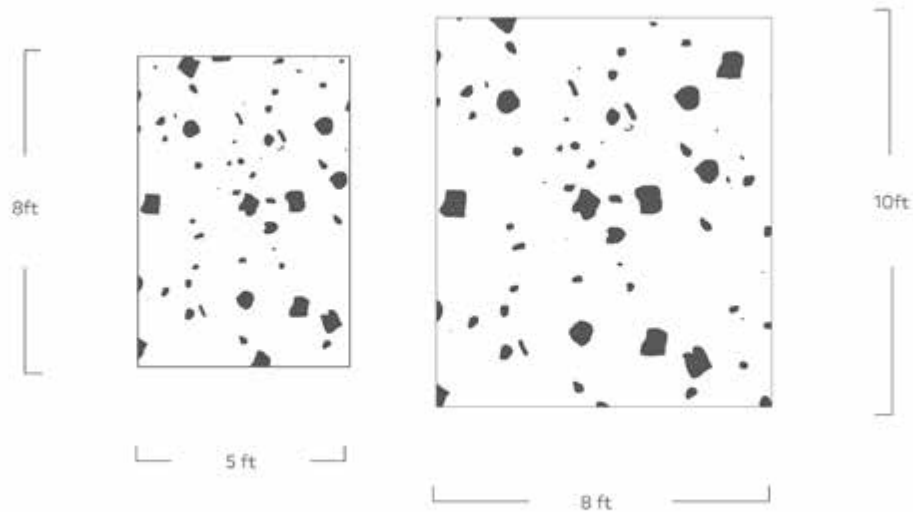


Mocha

It's hard not to love the organic beauty of terrazzo, with multi-colored chips of marble, quartz, granite, and glass. The Terraz rug channels the irregular charm of the popular flooring and countertop material, but with a plush, hand-tufted high pile that's luxurious underfoot. The rugs are hand-crafted from 100% New Zealand wool, and the pattern showcases multiple colors, shapes and sheens to create a playful, contemporary foundation for your space. Terraz is available in two striking colorways, as well as two versatile sizes.

Design Trade Professionals: We aim to keep our designs in stock and ready to ship quickly for projects on a tight timeline. Designs may be customized with COM and alternate finishes (minimum quantities may apply). Visit [guscontract.com](https://guscontract.com) for more information about our Trade & Contract programs.

# Terraz Rug



- Each handmade rug has unique characteristics that showcase the artistry of the craftsperson that created it.
- 100% New Zealand wool.
- Sizes listed are approximate and may vary slightly.
- Hand-bound edges.
- Premium backing.
- Pre-washed to eliminate shedding and odour.
- For spills, blot immediately with a towel and use mild soap only if necessary. Test in an inconspicuous area. Blot to dry.

# Accessories



# Atrium Planters



White

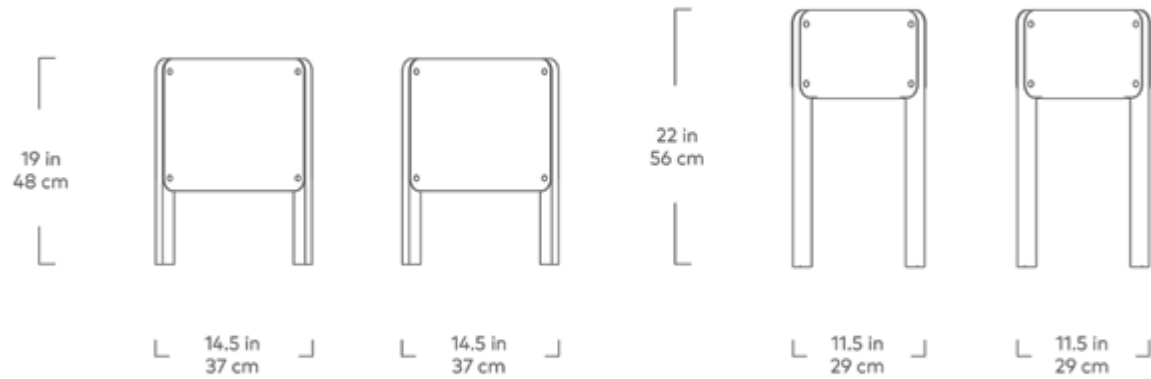


Black

Inspired by Bauhaus design principles, the Atrium Planter lets you nurture your green thumb at home or the office. Form follows function with straightforward shapes that let your plants do the talking. The industrial design of the planter is contrasted by warm wood legs that provide plenty of support. Available in two heights, it easily melds into modern surroundings. High or low, how does your garden grow?

Design Trade Professionals: We aim to keep our designs in stock and ready to ship quickly for projects on a tight timeline. Designs may be customized with COM and alternate finishes (minimum quantities may apply). Visit [gusmodern.com](http://gusmodern.com) for more information about our Trade & Contract programs.

# Atrium Planters



- Not recommended for outdoor use.
- Powder-coated steel walls are matched with FSC®-solid Ash wood legs.
- We recommend placing pre-potted plants inside the planters to prevent dirt and residual water from accumulating in the bottom of the planter. Filling the planter with soil is not recommended.
- Occasionally wipe planter interior to reduce chance of corrosion.
- Removable, galvanized metal tray included.
- Plastic bumpers on base to prevent damage to hardwood floors.
- Light assembly required.



# Magazine Rack

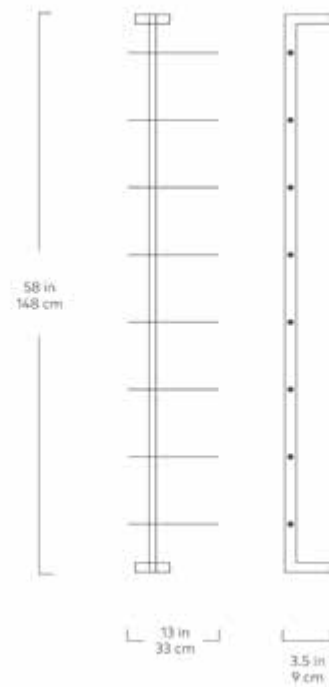


Stainless  
Steel

This modern, stainless steel wall fixture provides a sculptural way to display magazines and periodicals. Designed for use in office, living room, kitchen, or bathroom.

Design Trade Professionals: We aim to keep our designs in stock and ready to ship quickly for projects on a tight timeline. Designs may be customized with COM and alternate finishes (minimum quantities may apply). Visit [gusmodern.com](http://gusmodern.com) for more information about our Trade & Contract programs.

# Magazine Rack



- Holds up to 8 magazines or periodicals.
- 3/8" solid stainless steel rods and 1" stainless steel square tube.
- Brushed stainless steel finish.
- In bathroom application it can be used to hold hand towels.
- Includes mounting hardware.

# Modello Planter Set



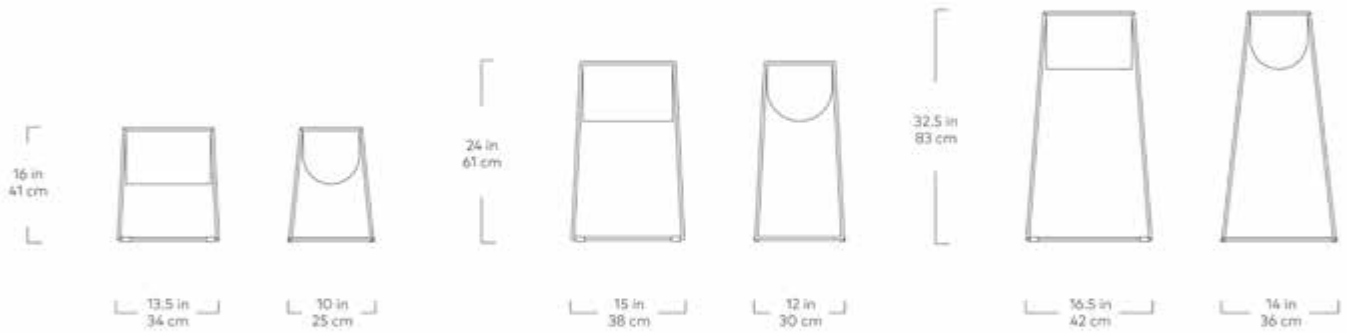
Clay

Give your house plants a boost with the Modello Planter Set. The perfect home for your indoor herb garden or tropical plants, this powder coated metal trio features gently rounded sides and graceful legs to hold your leafy greens aloft. A metal tray insert ensures your potted plants sit level.

Design Trade Professionals: We aim to keep our designs in stock and ready to ship quickly for projects on a tight timeline. Designs may be customized with COM and alternate finishes (minimum quantities may apply). Visit [gusmodern.com](http://gusmodern.com) for more information about our Trade & Contract programs.



# Modello Planter Set



- Sold online as a set of three (small, medium, large). To purchase separately please contact your local Gus\* retailer.
- Not recommended for outdoor use.
- We recommend placing pre-potted plants inside the planters to prevent dirt and residual water from accumulating in the bottom of the planter. Filling the planter with soil is not recommended.
- Occasionally wipe planter interior to reduce chance of corrosion.
- Powder-coated metal planter has a light textured finish.
- Powder-coated base is bench-made from solid, round steel.
- Level, galvanized metal tray included.
- Plastic bumpers on base to prevent damage to hardwood floors (black bumpers for Clay).

# Picture Rail



Brushed  
Aluminium

Our Picture Rails provide a stylish way to display artwork, plants, and found objects. Objects can be added, removed, or repositioned without damaging your walls, which lets you change the look of your room on a whim. Available in 5ft


Design Trade Professionals: We aim to keep our designs in stock and ready to ship quickly for projects on a tight timeline. Designs may be customized with COM and alternate finishes (minimum quantities may apply). Visit [gusmodern.com](https://gusmodern.com) for more information about our Trade & Contract programs.

# Picture Rail



- Crafted from extruded aluminum.
- Aluminum surface is anodized to produce a durable finish.
- Rails are 4" deep which allows angled display of most photo/art frames.
- Mounting holes top and bottom of rail spaced 24" apart.
- Includes mounting hardware.

# Vessel Planter



Stainless  
Steel



Brass

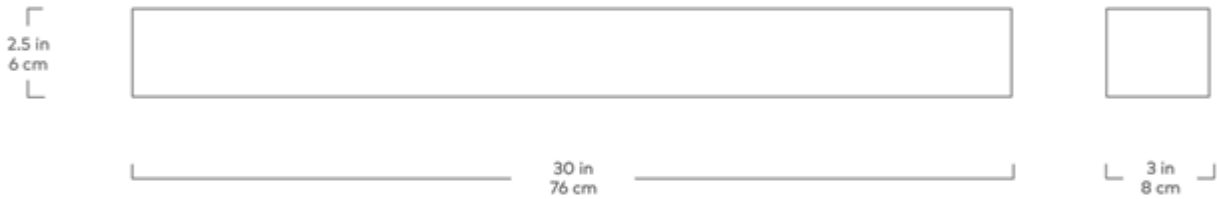


Pewter

Breathe life into your space with the Vessel Planter, a modern solution to display flora, fruit, and whatever else strikes your fancy. This slender watertight planter features a long rectangular silhouette in three metal finishes – pewter, brass, or stainless steel. Add shine while you dine, or place it outdoors as a sleek home for your succulents.

Design Trade Professionals: We aim to keep our designs in stock and ready to ship quickly for projects on a tight timeline. Designs may be customized with COM and alternate finishes (minimum quantities may apply). Visit [gusmodern.com](http://gusmodern.com) for more information about our Trade & Contract programs.

# Vessel Planter



- Made from 16-gauge stainless steel.
- Pewter and brass finish are vacuum-plated onto steel.
- Brushed finish is durable and easy to maintain.
- Felt pads on bottom to protect tabletop surfaces.
- Suitable for use indoors or outdoors.

# Custom Solutions



# Upholstery

Our COM upholstery program provides a way to customize our proven seating designs with your own coverings, to create furnishings that embody your client's unique personality and fulfill their brand vision.



# Casegoods

We have extensive capabilities for storage and table solutions in a variety of contemporary styles and materials. From boardroom tables to cabinets, we can tailor our designs to work for your requirements, with details to make your project stand out.





# Banquettes

We offer a range of designs and finish options for modern banquette seating, suitable for hospitality areas, lounges or breakout spaces. Designs can be customized to suit your project's specific requirements.

