

XR

Submersible Borehole Pump

XR



Application

- For water supply from wells or reservoirs
- For domestic use, for civil and industrial applications
- For garden use and irrigation

Operating conditions

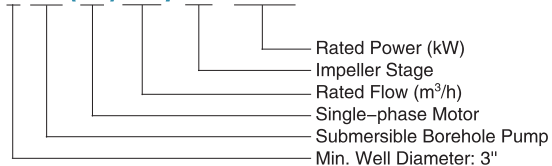
- Maximum fluid temperature up to +35°C
- Maximum sand content: 0.25%
- Maximum immersion: 80 m
- Minimum well diameter: 3"

Motor and Pump

- Rewindable motor or full obturated screen motor
- **Three-phase:** 380V–415V/50Hz
- **Single-phase:** 220V–240V/50Hz
- Pumps are designed by casing stressed
- Curve tolerance according to ISO 9906

Components	Material
Pump external casing	AISI 201 SS
Delivery casing	Cast-Cu ASTM280
Suction lantern	Cast-Cu ASTM280
Diffuser	PC
Impeller	POM
Shaft	AISI 304 SS
Shaft coupling	AISI 304 SS
Wear ring	AISI 304 SS
Motor external casing	AISI 304 SS
Top cover	Cast-Cu ASTM280
Bottom support	AISI 304 SS
Mechanical seal	Special seal for deep well (carbon-SiC/TC)
Shaft	AISI 304 SS-C1045
Bearing	NSK / C&U
Seal lubricant oil	Oil for food machinery and pharmaceutical use.

3XR(m)1.8/11-0.25



2 YEAR WARRANTY

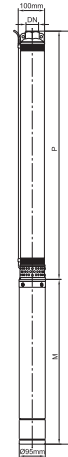
XR

Submersible Borehole Pump



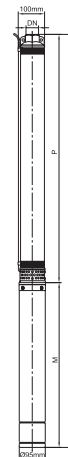
4XR 2

MODEL		DN	DIMENSIONS(mm)					WEIGHTS(kg)				
1 ~ 220 - 240V	3 ~ 380 - 415V		P	M(S)	M(T)	T(S)	T(T)	P	M(S)	M(T)	T(S)	T(T)
4XRm2/7-0.25	4XR2/7-0.25	1½"/1½"	392	299	299	691	691	3.3	5.5	5.8	8.8	9.1
4XRm2/9-0.37	4XR2/9-0.37	1½"/1½"	440	314	314	754	754	3.8	6.7	6.7	10.5	10.5
4XRm2/12-0.55	4XR2/12-0.55	1½"/1½"	514	329	329	843	843	4.6	7.3	7.3	11.9	11.9
4XRm2/16-0.75	4XR2/16-0.75	1½"/1½"	611	359	344	970	955	5.5	8.7	8.0	14.2	13.5
4XRm2/22-1.1	4XR2/22-1.1	1½"/1½"	789	399	379	1188	1168	7.0	10.6	9.8	17.6	16.8
4XRm2/28-1.5	4XR2/28-1.5	1½"/1½"	936	449	424	1385	1360	8.4	12.9	11.7	21.3	20.1
4XRm2/40-2.2	4XR2/40-2.2	1½"/1½"	1228	542	514	1770	1742	10.9	17.7	15.7	28.6	26.6
-	4XR2/52-3	1½"/1½"	1553	-	594	-	2147	13.9	-	19.8	-	33.7
-	4XR2/65-4	1½"/1½"	1901	-	698	-	2599	17.5	-	23.7	-	41.2



4XR 3

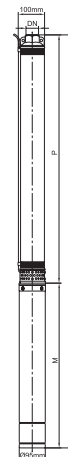
MODEL		DN	DIMENSIONS(mm)					WEIGHTS(kg)				
1 ~ 220 - 240V	3 ~ 380 - 415V		P	M(S)	M(T)	T(S)	T(T)	P	M(S)	M(T)	T(S)	T(T)
4XRm3/5-0.25	4XR3/5-0.25	1½"/1½"	355	299	299	654	654	2.8	5.5	5.8	8.3	8.6
4XRm3/7-0.37	4XR3/7-0.37	1½"/1½"	409	314	314	723	723	3.4	6.7	6.7	10.1	10.1
4XRm3/10-0.55	4XR3/10-0.55	1½"/1½"	490	329	329	814	819	4.1	7.3	7.3	11.4	11.4
4XRm3/13-0.75	4XR3/13-0.75	1½"/1½"	571	359	344	930	915	4.9	8.7	8.0	13.6	12.9
4XRm3/18-1.1	4XR3/18-1.1	1½"/1½"	737	399	379	1136	1116	6.2	10.6	9.8	16.8	16.0
4XRm3/22-1.5	4XR3/22-1.5	1½"/1½"	844	449	424	1293	1268	7.3	12.9	11.7	20.2	19.0
4XRm3/30-2.2	4XR3/30-2.2	1½"/1½"	1059	542	514	1601	1573	9.3	17.7	15.7	27.0	25.0
-	4XR3/40-3	1½"/1½"	1360	-	594	-	1954	11.9	-	19.8	-	31.7
-	4XR3/50-4	1½"/1½"	1629	-	698	-	2327	14.5	-	23.7	-	38.2
-	4XR3/62-5.5	1½"/1½"	1983	-	788	-	2771	17.6	-	28.0	-	45.6



XR

4XR 4

MODEL		DN	DIMENSIONS(mm)					WEIGHTS(kg)				
1 ~ 220 - 240V	3 ~ 380 - 415V		P	M(S)	M(T)	T(S)	T(T)	P	M(S)	M(T)	T(S)	T(T)
4XRm4/6-0.37	4XR4/6-0.37	1½"/1½"	396	314	314	710	710	3.2	6.7	6.7	9.9	9.9
4XRm4/8-0.55	4XR4/8-0.55	1½"/1½"	454	329	329	783	783	3.7	7.3	7.3	11.0	11.0
4XRm4/10-0.75	4XR4/10-0.75	1½"/1½"	513	359	344	872	857	4.3	8.7	8.0	13.0	12.3
4XRm4/14-1.1	4XR4/14-1.1	1½"/1½"	630	399	379	1029	1009	5.3	10.6	9.8	15.9	15.1
4XRm4/18-1.5	4XR4/18-1.5	1½"/1½"	778	449	424	1227	1202	6.4	12.9	11.7	19.3	18.1
4XRm4/24-2.2	4XR4/24-2.2	1½"/1½"	953	542	514	1495	1467	8.1	17.7	15.7	25.8	23.8
-	4XR4/32-3	1½"/1½"	1187	-	594	-	1781	10.2	-	19.8	-	30.0
-	4XR4/40-4	1½"/1½"	1452	-	698	-	2150	12.4	-	23.7	-	36.1
-	4XR4/50-5.5	1½"/1½"	1744	-	788	-	2532	15.1	-	28.0	-	43.1
-	4XR4/62-7.5	1½"/1½"	2126	-	908	-	3034	18.4	-	34.0	-	52.4



2 YEAR WARRANTY

XR

Submersible Borehole Pump

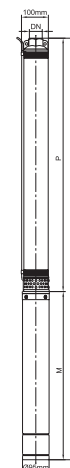
4XR 6

MODEL		DN	DIMENSIONS(mm)					WEIGHTS(kg)				
1 ~ 220 - 240V	3 ~ 380 - 415V		P	M(S)	M(T)	T(S)	T(T)	P	M(S)	M(T)	T(S)	T(T)
4XRm6/5-0.37	4XR6/5-0.37	1 1/4" / 1 1/2" / 2"	400	314	314	714	714	3.0	6.7	6.7	9.7	9.7
4XRm6/6-0.55	4XR6/6-0.55	1 1/4" / 1 1/2" / 2"	435	329	329	764	764	3.3	7.3	7.3	10.6	10.6
4XRm6/8-0.75	4XR6/8-0.75	1 1/4" / 1 1/2" / 2"	504	359	344	863	848	3.8	8.7	8.0	12.5	11.8
4XRm6/11-1.1	4XR6/11-1.1	1 1/4" / 1 1/2" / 2"	607	399	379	1006	986	4.7	10.6	9.8	15.3	14.5
4XRm6/14-1.5	4XR6/14-1.5	1 1/4" / 1 1/2" / 2"	742	449	424	1191	1166	5.6	12.9	11.7	18.5	17.3
4XRm6/20-2.2	4XR6/20-2.2	1 1/4" / 1 1/2" / 2"	949	542	514	1491	1463	7.3	17.7	15.7	25.0	23.0
-	4XR6/26-3	1 1/4" / 1 1/2" / 2"	1156	-	594	-	1750	9.0	-	19.8	-	28.8
-	4XR6/34-4	1 1/4" / 1 1/2" / 2"	1464	-	698	-	2162	11.3	-	23.7	-	35.0
-	4XR6/42-5.5	1 1/4" / 1 1/2" / 2"	1740	-	788	-	2528	13.6	-	28.0	-	41.6
-	4XR6/52-7.5	1 1/4" / 1 1/2" / 2"	2116	-	908	-	3024	16.4	-	34.0	-	50.4



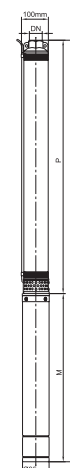
4XR 8

MODEL		DN	DIMENSIONS(mm)					WEIGHTS(kg)				
1 ~ 220 - 240V	3 ~ 380 - 415V		P	M(S)	M(T)	T(S)	T(T)	P	M(S)	M(T)	T(S)	T(T)
4XRm8/5-0.55	4XR8/5-0.55	1 1/4" / 1 1/2"	418	329	329	747	747	3.0	7.3	7.3	10.3	10.3
4XRm8/7-0.75	4XR8/7-0.75	1 1/4" / 1 1/2"	494	359	344	853	838	3.6	8.7	8.0	12.3	11.6
4XRm8/9-1.1	4XR8/9-1.1	1 1/4" / 1 1/2"	570	399	379	969	949	4.2	10.6	9.8	14.8	14.0
4XRm8/12-1.5	4XR8/12-1.5	1 1/4" / 1 1/2"	717	449	424	1165	1141	5.1	12.9	11.7	18.0	16.8
4XRm8/17-2.2	4XR8/17-2.2	1 1/4" / 1 1/2"	907	542	514	1449	1421	6.6	17.7	15.7	24.3	22.3
-	4XR8/23-3	1 1/4" / 1 1/2"	1136	-	594	-	1730	8.4	-	19.8	-	28.2
-	4XR8/29-4	1 1/4" / 1 1/2"	1396	-	698	-	2094	10.1	-	23.7	-	33.8
-	4XR8/37-5.5	1 1/4" / 1 1/2"	1701	-	788	-	2489	12.5	-	28.0	-	40.5
-	4XR8/45-7.5	1 1/4" / 1 1/2"	2037	-	908	-	2945	14.9	-	34.0	-	48.9



4XR 10

MODEL		DN	DIMENSIONS(mm)					WEIGHTS(kg)				
1 ~ 220 - 240V	3 ~ 380 - 415V		P	M(S)	M(T)	T(S)	T(T)	P	M(S)	M(T)	T(S)	T(T)
4XRm10/5-0.75	4XR10/5-0.75	1 1/2" / 2"	418	359	344	777	762	3.0	8.7	8.0	11.7	11.0
4XRm10/7-1.1	4XR10/7-1.1	1 1/2" / 2"	494	399	379	893	873	3.6	10.6	9.8	14.2	13.4
4XRm10/10-1.5	4XR10/10-1.5	1 1/2" / 2"	609	449	424	1058	1033	4.5	12.9	11.7	17.4	16.2
4XRm10/14-2.2	4XR10/14-2.2	1 1/2" / 2"	716	502	514	1218	1231	5.1	15.7	15.7	20.8	20.8
-	4XR10/18-3	1 1/2" / 2"	945	-	594	-	1539	6.9	-	19.8	-	26.7
-	4XR10/22-4	1 1/2" / 2"	1097	-	698	-	1796	8.1	-	23.7	-	31.8
-	4XR10/28-5.5	1 1/2" / 2"	1357	-	788	-	2146	9.8	-	28.0	-	37.8
-	4XR10/36-7.5	1 1/2" / 2"	1662	-	908	-	2570	12.2	-	34.0	-	46.2

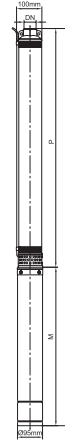


2 YEAR WARRANTY



4XR 12

MODEL		DN	DIMENSIONS(mm)					WEIGHTS(kg)				
1 ~ 220 - 240V	3 ~ 380 - 415V		P	M(S)	M(T)	T(S)	T(T)	P	M(S)	M(T)	T(S)	T(T)
4XRm12/4-0.75	4XR12/4-0.75	2"	452	359	344	811	796	3.1	8.7	8.0	11.8	11.1
4XRm12/6-1.1	4XR12/6-1.1	2"	564	399	379	963	943	3.8	10.6	9.8	14.4	13.6
4XRm12/8-1.5	4XR12/8-1.5	2"	676	449	424	1125	1100	4.6	12.9	11.7	17.5	16.3
4XRm12/12-2.2	4XR12/12-2.2	2"	931	542	514	1473	1445	6.1	17.7	15.7	23.8	21.8
-	4XR12/16-3	2"	1155	-	594	-	1749	7.6	-	19.8	-	27.4
-	4XR12/20-4	2"	1410	-	698	-	2108	9.2	-	23.7	-	32.9
-	4XR12/26-5.5	2"	1745	-	788	-	2533	11.4	-	28.0	-	39.4
-	4XR12/32-7.5	2"	2143	-	908	-	3020	13.7	-	34.0	-	47.7



4XR 16

MODEL		DN	DIMENSIONS(mm)					WEIGHTS(kg)				
1 ~ 220 - 240V	3 ~ 380 - 415V		P	M(S)	M(T)	T(S)	T(T)	P	M(S)	M(T)	T(S)	T(T)
4XRm16/4-1.1	4XR16/4-1.1	2"	502	399	379	901	881	3.4	10.6	9.8	14.0	13.2
4XRm16/6-1.5	4XR16/6-1.5	2"	639	449	424	1088	1063	4.3	12.9	11.7	17.2	16.0
4XRm16/9-2.2	4XR16/9-2.2	2"	876	542	514	1418	1390	5.6	17.7	15.7	23.3	21.3
-	4XR16/12-3	2"	1081	-	594	-	1675	7.0	-	19.8	-	26.8
-	4XR16/16-4	2"	1386	-	698	-	2084	8.8	-	23.7	-	32.5
-	4XR16/20-5.5	2"	1660	-	788	-	2448	10.6	-	28.0	-	38.6
-	4XR16/25-7.5	2"	2034	-	908	-	2942	12.8	-	34.0	-	46.8



XR

2 YEAR WARRANTY