



# *Caramel Tasting for Two*



Sharing our caramels with someone special is sweet fun. Embark on a sensory caramel adventure and discover your favorite flavors in an intimate, edible journey for two.



# Getting Started

## HERE'S WHAT YOU NEED TO GET STARTED

- Tasting Mat and Tasting Notes
- Pen or pencil for each person
- One piece of each of our six flavors of caramel arranged on the Tasting Mat
- Cool water to cleanse your palate between tastings

### 1 ARRANGE THE WRAPPED CARAMELS ON THE TASTING MAT

Start with the most traditional of flavors and work your way up to the most unexpected. This allows you to appreciate the subtler flavors before introducing your palate to the more intense flavor combinations.

### 2 USE YOUR SENSES

Fully appreciate the intricacies of each caramel flavor using sight, smell, touch and, finally, taste.

### 3 COMPARE AND DISCUSS

Make notes about what you enjoyed about each caramel. Take note of your favorites. Share your thoughts with each other.

### 4 CLEANSE YOUR PALATE

Take a sip of water between flavors so that you can enjoy each caramel on its own merits.



## Tasty Tips

### TASTING IS DIFFERENT FROM EATING

When you taste, you slow down, pay attention, and savor the food in a structured fashion, evaluating a food's appearance, aroma, flavor, texture, and finish.

### DID YOU KNOW?

McCrea's contains only real-food ingredients. We start with the best butter and sugar and slow cook it in copper kettles to just the right temperature. Milk is slowly added along with real-food flavorings: deep, rich chocolate, organic maple syrup, Highland Scotch direct from the bottle, and freshly-juiced ginger. Can you taste these ingredients?

### SLOW DOWN AND SAVOR THE SCOTCH

We recommend letting our Single Malt Scotch caramel warm up in your mouth before chewing so that it fully opens, allowing you to experience the rich, peaty flavor of the Ardmores Scotch.

### CLEANSE YOUR PALATE

In Japan, ginger is used to cleanse the palate between courses. Savor this zesty caramel at the end of your tasting experience to leave your palate refreshed.

# Tasting Notes

Like tasting wine, there are many things to pay attention to when you taste caramel. Here are some notes to guide you. The most important thing is to enjoy the process!

	APPEARANCE	AROMA	MOUTHFEEL	FLAVOR	FINISH
	First look at the caramel and assess its color. Consider its texture. Contemplate the properties unique to each caramel. For example, can you see the dark grains of salt in the Black Lava Sea Salt caramel?	Hold the caramel in front of your nose and inhale. What are the aromas? Is it nutty? Buttery? Salty? Chocolatey?	Take a bite of the caramel. Roll it around your tongue and press it to the roof of your mouth. Start chewing and evaluate the mouthfeel. Is it smooth? Does it have a bite? Is it chewy or is it soft?	Next look for the different flavor notes of each caramel. Pay attention to the hints of flavors and how long they last. Be aware of how the flavors develop and change in the mouth as time passes. For example, which do you taste first in our Rosemary Truffle Sea Salt...the herb or the mushroom?	Swallow the caramel and evaluate its finish. What flavors remain in your mouth? How long do they linger?
<i>Classic Vanilla</i>					
<i>Tapped Maple</i>					
<i>Black Lava Sea Salt</i>					
<i>Deep Chocolate</i>					
<i>Single Malt Scotch</i>					
<i>Ginger Fusion</i>					

# Tasting Mat



1

*Classic Vanilla*



2

*Tapped Maple*



3

*Black Lava Sea Salt*



4

*Deep Chocolate*



5

*Single Malt Scotch*







6

*Ginger Fusion*

# Caramel Pairings

Want to kick your tasting up a notch? Add another dimension to the taste experience? Try our caramels with wine, beer and/or spirits. We've put together the ultimate pairings menu to get you started. However, feel free to experiment and mix it up a bit. Try different combinations; find out what you like best.

		WINE/SPIRIT PAIRINGS	BEER PAIRINGS
	<b>Classic Vanilla</b>	Pair this with a lightly oaked Chardonnay or semi-sweet sparkling wine. This most traditional of caramels also goes well with a lighter Pinot Noir.	This caramel pairs nicely with the sweet caramel notes and smooth finish of an Amber Ale.
	<b>Tapped Maple</b>	We love this sweet caramel with a rich, warm craft Bourbon.	Try this caramel with a Pilsner and watch as the hops aroma and bitterness of the beer balance the sweetness of the maple.
	<b>Black Lava Sea Salt</b>	Try it with a dry sparkling wine or sweet sherry. Our personal favorite pairing is a dry, sparkling Rose. Savor the bubbles as they play off the caramel's pops of salt.	The malty sweetness and hoppy bitterness of a Pale Ale work well with the exotic salt.
	<b>Deep Chocolate</b>	Pairs beautifully with a Tawny Port or a Cabernet with softer tannins.	The increased maltiness of an IPA enhances the flavor of bold sweet desserts and goes especially well with our chocolate caramel.
	<b>Single Malt Scotch</b>	Enjoy it with Ardmore whisky, of course. For an out-of-this-world treat, freeze this spirited caramel and replace the ice cubes in your glass of whisky. Mmmm....	This rich, spirited caramel is best complimented by a Cream Ale with its malty sweetness and balanced bitterness.
	<b>Ginger Fusion</b>	We recommend pairing with a New Zealand Sauvignon Blanc, or a sweeter wine like a Riesling or a Moscato. The apple and tree fruit notes of these wines bring out the zing of the caramel's fresh ginger.	The refreshing and thirst-quenching qualities of a Lager match up well with Asian spices like the ginger in this zesty caramel.



MCCREA'S

## *Tell us what you think*

AND RECEIVE A COUPON CODE FOR YOUR NEXT PURCHASE

[mccreascandies.com/vote](https://mccreascandies.com/vote)



**VOTE**  
for your favorite flavor



**SUGGEST**  
a new flavor idea

---

## *Share your experience*

CONNECT WITH US AND SHARE YOUR  
CARAMEL TASTING EXPERIENCES



[@mccreascandies](https://www.instagram.com/mccreascandies)

[#TasteMcCreas](https://www.instagram.com/hashtag/TasteMcCreas)