

K6 lectern - All Aluminum

Modern lecterns - Customizable

"...the lecterns we've ordered from Urbann have proven to be reliable, sturdy, and professional looking. The customer service is also exceptional, which is another reason we've ordered from them multiple times."

Chad Lewis, Seattle

Modernize your image and enjoy

Modernize your presentations and speeches with the chic and prestigious K6 Lectern. The stylish podium stand features a contemporary design made from sleek all-around aluminum. The wide aluminum top provides plenty of space for your laptop and notes, while the interior shelf offers additional room to store accessories. The podium is supported by a large aluminum base with wheels, so it's easy to move when necessary.

This is a perfect podium for giving conferences, public presentations or speeches. Simple to use, lots of nice options. (Assembly required).



K6



K6 Aluminum

(shown with LED reading light available as an option)

K6 lectern

Exclusive!

Customizable
The Simplest and
Most Powerful Customization System -
Lectern's top Exclusive design
Configure it to your own needs

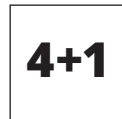


K6 wheels version
(tilt-back wheels system)

Exclusive!



2 trees planted
per lectern



Customizable
spots available
on top panel



Number of different configurations
allowed by the customization system
and other options



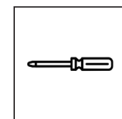
34 kg
76 lbs



Ships flat in 3
boxes



Assembly
Instructions
included



Assembly tools
included



Assembles in 45
minutes



Difficulty level of
assembly: Easy

K6 lectern

Functionality



Award-Winning Modern Design

A lectern is at the center of any event. You need to have one that stands out. Urbann is the only award-winning firm to design and manufacture lecterns.

Timeless, modern, elegant lines and proportions avoiding the large and massive wooden box look and feel.

Exclusive!




Urbann Products Inc

2020 Award Winner

Lecterns Designer of the Year
Canada

Exclusive feature!



Customizable top plate

The Simplest and Most Powerful Customization System - A family of install-yourself modules lets you configure the lecterns to your needs



Efficiency & Great Comfort: Perfect Ergonomics

Standard height, fits man and woman, tall and small. The speakers will enjoy the comfort of well-designed lecterns, feel in control and deliver their messages with more efficiency.



Logo placement

The front panel can easily display a logo.



Book Stopper

Large book/pencil stopper.



Interior Shelf

Put away your notes or have a bottle of water at hand.



Materials

Tough 6 mm (1/4") thick aluminum plate.
Powder coated painted aluminum.

Customization - Family of Modules


The Simplest and Most Powerful Customization System

Solutions for installing a gooseneck microphone



Microphone Connector (B2)

Clip your microphone directly on this connector (standard XLR female connector). Includes an isolation pad and a 90 cm (36") audio cable hidden inside the lectern.



Microphone Connector - Shock Mount (B4)

Install your microphone directly into this shockmount support. Includes a A400SM support from Shure and a 90 cm (36") audio cable hidden inside the lectern.

Solutions for installing your handheld wired or wireless microphones



Microphone Holder w. Universal Clip (B3)

Attach your handheld microphone to this articulated 30 cm (12") arm with a universal clip. Includes an isolation pad.



Microphone Holder w. K&M Clip (B8)

Attach your handheld microphone to this articulated 30 cm (12") arm with german made König & Meyer (K&M) clip, accepts microphones of sizes 34 mm - 40 mm. Includes an isolation pad.

Solutions for power & data on a lectern



Power Outlet (1x) Module - 15A AC (B6)

Plug any device on this electrical outlet. Single 120V electrical outlet with a 1.5m (5') cable hidden inside the lectern.



USB Outlets (2x) Module (B7)

Plug and charge any device on these electrical USB outlets. Dual 120V USB outlets with a 1.5m (5') cable hidden inside the lectern.



HDMI Connector (B9)

Plug any HDMI cable on this HDMI female connector. Includes a 90 cm (36") HDMI cable hidden inside the lectern.



USB Connector (B10)

Plug any USB cable on this USB connector. Includes a 90 cm (36") USB 2.0 cable hidden inside the lectern.



Ethernet Connector (B14)

Plug any device to this Ethernet connector. Includes a 90 cm (36") Ethernet cable hidden inside the lectern and a female-female coupler.



VGA Connector (B13)

Plug any VGA cable to this VGA connector. Includes a 90 cm (36") VGA cable hidden inside the lectern.


Solutions for a lamp



LED Reading Light (U6)

See your notes with this LED reading lamp (120/240V) featuring an on/off switch and dimmer. Includes a 15 cm (6") articulated arm and 1.5m (5') cable hidden inside the lectern.

Solutions for time



Analogical Clock (B11)

Keep track of time with this 36 mm (1-1/2") clock. Battery operated.

Solutions for wiring management



Grommet (B5)

Let any cable go down inside the lectern with this grommet.

Add options to your lectern

Simple options and clean design to set you free

Solutions for elegant gooseneck microphone



Gooseneck microphone - Shure (O1)
Podium perfect MX412C Gooseneck microphone from Shure.



Gooseneck microphone - Samson (O3)
Podium perfect CM15P Gooseneck microphone from Samson.




Combo kit (O5)
Combo kit: All-in-one solution. Get the O3 Samson CM15P gooseneck microphone + B2 connector kit.

Solutions for moving



Wheels version
This lectern has a version with wheels to move the lectern around using our tilt-back wheels system.



Dolly (H1)
Drop the no-wheels version of this lectern on this dolly and easily move your podium from one room to another.



Tilt-back wheels (H2)
Replace your lectern's base plate with a tilt-back system and transform your lectern into the wheels version.

Solutions for protection




Dust cover (F1)
Protect your lectern from dust and most scratches.

Solutions for wiring



XLR Audio Cable (N25)
Use this 8m (25') XLR audio cable to connect the lectern to your sound system.


Solutions for Logos



Logo production (A)
We can produce a computer printed color logo, cut to the shape. This optional self-adhesive sticker is available for this model.

Customization


The Simplest and Most Powerful Customization System



Customization

Fully customize your lectern, anytime

Easily customize your lectern by getting one or more modules, from a microphone connector to a power outlet.



How does it work

The Most User-Friendly Customization System

You get complete control: we have prepared the lectern's top shelf with 2 to 4 slots that can accept any install-yourself module + a central location for a reading lamp. You decide what you want to install and where you install it.


Installation of any module is a snap! No technical skills required, no drilling, no welding.



A welcomed relief

No technical headaches, customize anytime

Everything is simpler: You can adapt to any changes. No headaches on your actual needs and no guessing about your future needs! You will always be able to configure the lectern.



No obligations

Don't need any customization? You are still covered

Blank plates neatly covering the slots are included with any lectern. Your lectern always looks sharp and nice.

Check the lectern's description to see how many modules it can accept (The Y5 lectern can not accept install-yourself modules).