

K2 lectern - Natural

Modern lecterns - Customizable

"...the lecterns we've ordered from Urbann have proven to be reliable, sturdy, and professional looking. The customer service is also exceptional, which is another reason we've ordered from them multiple times."

Chad Lewis, Seattle

Modernize your image and enjoy

Present in style with the sleek and professional K2 Lectern Podium. This versatile podium stand combines warm natural wood with a clean modern design that effortlessly complements a wide range of décor styles. The podium's wide top easily accommodates notes or a laptop, and it has a sturdy aluminum base that requires no anchoring, making it easy to move from room to room during conventions and conferences.

This is a perfect podium for giving conferences, public presentations or speeches. Simple to use, lots of nice options. (Assembly required).



K2 Natural



K2 Mahogany



K2 Full Mahogany

(shown with LED reading light available as an option)

K2 lectern - Natural

Exclusive!

Customizable

The Simplest and Most Powerful Customization System - **Lectern's top Exclusive design**
Configure it to your own needs

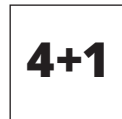


K2 Natural wheels version (tilt-back wheels system)

Exclusive!



2 trees planted per lectern



Customizable spots available on top panel



Number of different configurations allowed by the customization system and other options



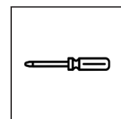
31 kg
68 lbs



Ships flat in 3 boxes



Assembly Instructions included



Assembly tools included



Assembles in 45 minutes



Difficulty level of assembly: Easy

K2 lectern - Natural

Functionality



Award-Winning Modern Design

A lectern is at the center of any event. You need to have one that stands out. Urbann is the only award-winning firm to design and manufacture lecterns.

Timeless, modern, elegant lines and proportions avoiding the large and massive wooden box look and feel.

Exclusive!




Urbann Products Inc

2020 Award Winner

Lecterns Designer of the Year
Canada

Exclusive feature!



Customizable top plate

The Simplest and Most Powerful Customization System - A family of install-yourself modules lets you configure the lecterns to your needs



Efficiency & Great Comfort: Perfect Ergonomics

Standard height, fits man and woman, tall and small. The speakers will enjoy the comfort of well-designed lecterns, feel in control and deliver their messages with more efficiency.



Logo placement

The front panel can easily display a logo.



Materials

Tough 6 mm (1/4") thick aluminum plate.
Powder coated painted aluminum.
Fine furniture quality plywood 9 mm (5/8")
with lacquered finish on all sides.
Stainless steel bolts and nuts.



Book Stopper

Large book/pencil stopper.



Interior Shelf

Put away your notes or have a bottle of water at hand.



Grommet

The opening in the base allows access to a floor hatch.

Customization - Family of Modules

The Simplest and Most Powerful Customization System

Solutions for installing a gooseneck microphone



Microphone Connector (B2)
Clip your microphone directly on this connector (standard XLR female connector). Includes an isolation pad and a 90 cm (36") audio cable hidden inside the lectern.



Microphone Connector - Shock Mount (B4)
Install your microphone directly into this shockmount support. Includes a A400SM support from Shure and a 90 cm (36") audio cable hidden inside the lectern.

Solutions for installing your handheld wired or wireless microphones



Microphone Holder w. Universal Clip (B3)
Attach your handheld microphone to this articulated 30 cm (12") arm with a universal clip. Includes an isolation pad.



Microphone Holder w. K&M Clip (B8)
Attach your handheld microphone to this articulated 30 cm (12") arm with german made König & Meyer (K&M) clip, accepts microphones of sizes 34 mm - 40 mm. Includes an isolation pad.


Solutions for power & data on a lectern




Power Outlet / USB Outlets Module (B15)
Plug any device on these electrical outlets. Single 120V electrical outlet, USB and USB-C outlets with a 1.5m (5') cable hidden inside the lectern.



USB Outlets (2x) Module (B7)
Plug and charge any device on these electrical USB outlets. Dual 120V USB outlets with a 1.5m (5') cable hidden inside the lectern.




HDMI Connector (B9)
Plug any HDMI cable on this HDMI female connector. Includes a 90 cm (36") HDMI cable hidden inside the lectern.



USB Connector (B10)
Plug any USB cable on this USB connector. Includes a 90 cm (36") USB 2.0 cable hidden inside the lectern.



Ethernet Connector (B14)
Plug any device to this Ethernet connector. Includes a 90 cm (36") Ethernet cable hidden inside the lectern and a female-female coupler.



VGA Connector (B13)
Plug any VGA cable to this VGA connector. Includes a 90 cm (36") VGA cable hidden inside the lectern.

Solutions for a lamp




LED Reading Light (U6)
See your notes with this LED reading lamp (120/240V) featuring an on/off switch and dimmer. Includes a 15 cm (6") articulated arm and 1.5m (5') cable hidden inside the lectern. Not compatible with the Y7 lectern.



LED Reading Light with clip (UTE6P)
See your notes with this LED reading lamp (120/240V) featuring an on/off switch and dimmer. Includes a 15 cm (6") articulated arm, a 1.5m (5') cable, and a clip.

Solutions for time



Analogical Clock (B11)
Keep track of time with this 36 mm (1-1/2") clock. Battery operated.

Solutions for wiring management



Grommet (B5)
Let any cable go down inside the lectern with this grommet.

Add options to your lectern

Simple options and clean design to set you free

Solutions for elegant gooseneck microphone



Gooseneck microphone - Shure (O1)
Podium perfect MX412C Gooseneck microphone from Shure.



Gooseneck microphone - Samson (O3)
Podium perfect CM15P Gooseneck microphone from Samson.




Combo kit (O5)
Combo kit: All-in-one solution. Get the O3 Samson CM15P gooseneck microphone + B2 connector kit.

Solutions for moving



Wheels version
This lectern has a version with wheels to move the lectern around using our tilt-back wheels system.



Dolly (H1)
Drop the no-wheels version of this lectern on this dolly and easily move your podium from one room to another.



Tilt-back wheels (H2)
Replace your lectern's base plate with a tilt-back system and transform your lectern into the wheels version.

Solutions for protection




Dust cover (F1)
Protect your lectern from dust and most scratches.

Solutions for wiring



XLR Audio Cable (N25)
Use this 8m (25') XLR audio cable to connect the lectern to your sound system.

Solutions for Logos



Removable logo plate (P2)
This model accepts an optional removable logo plate letting you switch from different logos in a snap. Accepts magnets



Logo production (A)
We can produce a computer printed color logo, cut to the shape. This optional self-adhesive sticker is available for this model.

Customization


The Simplest and Most Powerful Customization System



Customization

Fully customize your lectern, anytime

Easily customize your lectern by getting one or more modules, from a microphone connector to a power outlet.



How does it work

The Most User-Friendly Customization System

You get complete control: we have prepared the lectern's top shelf with 2 to 4 slots that can accept any install-yourself module + a central location for a reading lamp. You decide what you want to install and where you install it.


Installation of any module is a snap! No technical skills required, no drilling, no welding.



A welcomed relief

No technical headaches, customize anytime

Everything is simpler: You can adapt to any changes. No headaches on your actual needs and no guessing about your future needs! You will always be able to configure the lectern.



No obligations

Don't need any customization? You are still covered

Blank plates neatly covering the slots are included with any lectern. Your lectern always looks sharp and nice.

Check the lectern's description to see how many modules it can accept (The Y5 lectern can not accept install-yourself modules).