

# ARIZER AIR

*Please read this booklet before you get started.*



## **The Arizer™ Air includes:**

- 1 warming unit
- 1 charge cord
- 2 glass stems (one with a plastic mouthpiece)
- 1 carrying case
- 1 clear protective silicone skin
- 1 stainless steel stirring tool
- 2 silicone stem caps

## **When using your new Arizer™ Air for the first time:**

- Look over all the parts included to ensure they are in good condition.
- Charge the battery completely before using for the first time.
- Warm the unit to the hottest temperature setting before inserting a glass stem. This will make inserting the glass stem easier, and will be necessary the first few times. After a few uses there will be less resistance when inserting the glass stem.

## **Charging:**

When the battery is low, the lower LED light glows solid red. This light flashes green while charging and glows solid green when the battery is fully charged.

- Only use the charger supplied by Arizer™.
- Protections built into the Air prevent overcharging, so it can safely be left plugged in even after it is fully charged.

## **Cleaning:**

A stainless steel tool is included with the Arizer™ Air to remove material left in the glass stem and heating unit after use.

After numerous uses the glass stems should be thoroughly cleaned to ensure optimal performance:

- Remove the plastic mouthpiece from the glass stem and soak both parts in isopropyl alcohol or dish soap. If using alcohol, soak the plastic mouthpiece for no more than 30 minutes. Rinse with hot water and repeat as necessary.

*Front*

Glass stem

Herb chamber

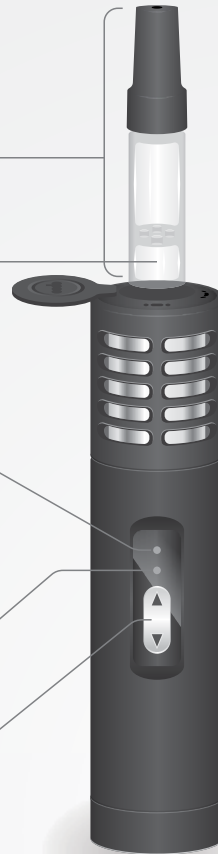
*Approximate capacity: 0.5 grams  
May vary depending on product type*

Temperature setting:

- 210°C
- 205°C
- 200°C
- 190°C
- 180°C

Heating indicator

Temperature control, On/Off




*Back*

Heating element cover

Charger input

Removable battery



Hold both temperature control buttons for three seconds to turn on/off.



Hotter  
Cooler  
Select temperature.



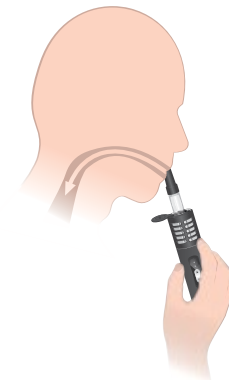
Load chamber with medium- to coarse-ground herbs. Do not pack too tightly.



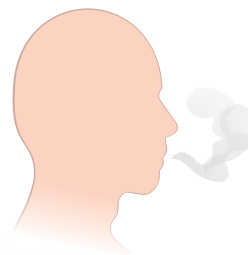
Insert glass stem completely into unit.



Temperature is reached when blue light glows solid. 1 to 2 minutes.



Draw vapor into lungs.



Hold in lungs for as long as you are comfortable. Exhale.



## **Warnings:**

- The heating area and glass stem become hot during use. To avoid injury and property damage keep fingers and other items away from the heating area, and allow at least five minutes after use for the unit to cool before handling or packing away. Do not leave unit unattended while it is heating.
- The included glass stems are made of strong borosilicate glass. Though strong, it can be broken. Avoid impacts with hard surfaces and extreme changes in temperature. Do not use a stem if it is broken, cracked or otherwise damaged.
- The heating unit contains delicate electrical parts. Handle with care to avoid damage. Do not immerse in liquid, pour anything into the unit, open the unit or expose it to extreme temperatures. These actions may result in injury and property damage from electrical shock or fire.
- Keep out of reach of children, minors and pets. Unit and parts pose a choking and burning risk.
- A lithium battery is included with the unit. Lithium batteries can be volatile and should be treated with care. Avoid dropping batteries. Always match negative (-) and positive (+) when inserting batteries. Do not tamper with the battery or use a damaged battery. Only use chargers and batteries supplied by Arizer™. Arizer™ batteries meet rigorous quality standards and should not be substituted for third-party batteries. Store batteries in a cool, dry place. Do not store batteries that are either fully charged or fully drained for more than one month. When disposing of a lithium battery, place it in a box marked 'lithium battery' and hand it to a chemical waste disposal facility.
- Product has not been licensed as a medical device.
- This device is meant for legal use only. Check laws in your area before use.

Arizer™ and affiliated companies will not assume any liability for injury or damages resulting from the use or misuse of this device. Arizer's liability for damages in connection with the product and its parts shall not exceed the purchase price of the product.

## **Warranty:**

Two years parts & labor defects in material or workmanship, excluding battery. Lifetime warranty on heating element. Glass is not covered under warranty. Retain proof of purchase for warranty service. Costs incurred to return the product are the responsibility of the user. Arizer™ will repair or replace warranted items at our discretion.

The Warranty does not cover units damaged by dropping, tampering, unauthorized service performed or attempted, modifying the unit, misuse or abuse.

For assistance contact Customer Service at [sales@arizer.com](mailto:sales@arizer.com), 888-291-0521, [www.arizer.com](http://www.arizer.com).

© 2014, Arizer™, UQC, c/o 7111495 Canada, Inc., Waterloo, ON Canada, all rights reserved. Patents Pending, Designed, par-assembled and packaged in Canada, parts sourced worldwide.

\* Arizer is a Registered Trademark TM