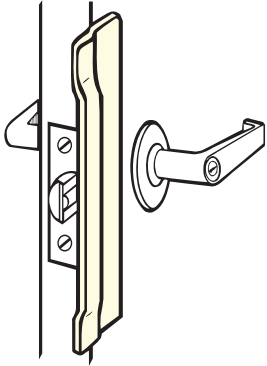


## Don-Jo *Lock Guard Plates*




### *NLP-210* **NARROW COMMERCIAL TYPE** for outswinging doors

- 6" for key-in-knobs
- 10" for Mortise Locks
- Narrow type for outswinging doors

#### **Stocked Product**

NLP210 1-1/2" x 10"

Finish: SL (Silver Coated)



### *BLP107/BLP207* For KEY-IN-LEVER Locks with up to 3-3/4" **ESCUTCHEON**

- Works with up to 3 3/4" rose
- Concealed welded studs with fasteners


#### **Stocked Product**

BLP107 3-1/4" x 7"

Finish: 630 (Stainless)

BLP207 3-1/4" x 7"

Finish: SL (Silver Coated)



### *SLP206* **SHORT TYPE** for outswinging doors

- Furnished with carriage bolts, washers & acorn cap nuts for safety and strength
- May be used on hollow metal door/frame using ANSI strike
- Works with up to 3 3/4" roses


#### **Stocked Product**

SLP206 2 5/8" x 6"

Finishes:

DU (Duro Coated)

SL (Silver Coated)



### *LP2878* **SLIMLINE** for outswinging doors

- Fasteners included
- Sleek appearance

#### **Stocked Product**

LP2878 1-1/2" x 8-7/8"

Finish:

SL (Silver Coated)