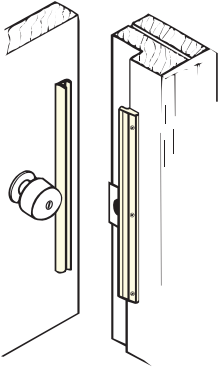


Don-Jo Lock Guard Plates



ILP206 / ILP212

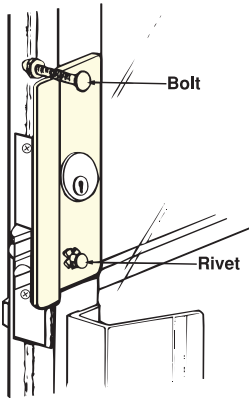
The INTERLOCK for inswinging doors

- 6" version for use with key-in-knob and deadbolt locks
- 12" version for use with Mortise Locks, Simplex 1000 series, Alarm Lock DL-2500, DL-2700 & 3000, Card Access Systems, etc.

Stocked Product

ILP206 6"
 ILP212 12"

Finishes:
 DU (Duro Coated)
 SL (Silver Coated)



LP307

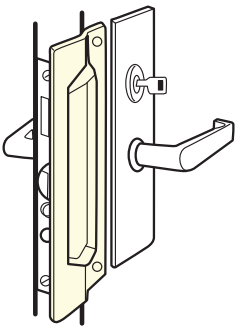
For ALUMINUM ENTRANCE doors

- Reversible
- Fits over cylinder - lock removal NOT required
- Hand carriage bolt and rivet supplied
- No specific tools required
- 3/8" offset, Display Package Size - 4" x 12"

Stocked Product

LP307 2-5/8" x 7" x 3/8"

Finish:
 SL (Silver Coated)



MLP111 / MLP211

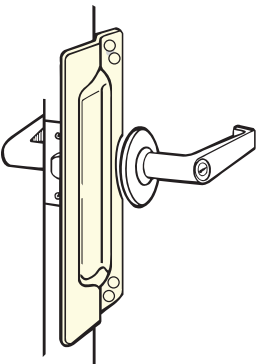
For OUTSWINGING DOORS - completely covers the strike plate

- Furnished with carriage bolts, washers & acorn cap nuts for safety and strengths

Stocked Product

MLP111 3" x 11"
 Finish: 630 (Stainless)

MLP211 3" x 11"
 Finish: SL (Silver Coated)



LP111 / LP211

For Outswinging Doors Completely Covers Strike Pate

- Furnished with carriage bolts, washers & acorn cap nuts for safety and strength
- Fits 2 3/4" and 2 3/8" backsets

Stocked Product

LP111 3" x 11"
 Finish: 630 (Stainless)

LP211 3" x 11"
 Finish: DU (Duro Coated)
 Finish: SL (Silver Coated),