

Don-Jo

Push & Pull Plates, Pull Handles

35 Door Pull

5 1/2" CTC

• Dimensions - Overall x Projection x Clearance
 7 1/2" x 1 7/8" x 1 1/2"



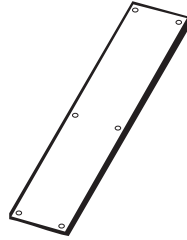
Stocked Product

35 - 605, 613, 630
 70 - 605
 71 - 605, 613, 629, 630
 7015 - 605, 613, 630
 7115 - 605, 629

70,71 Push Plate

70 - 3 1/2" x 15"

71 - 4" x 16"



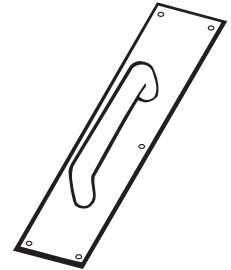
7015, 7115 Pull Plate

7015 - 3 1/2" x 15"

7115 - 4" x 16"

6" CTC


3/4" diameter pull



Strikes

9234

2 3/4" x 1 1/8"



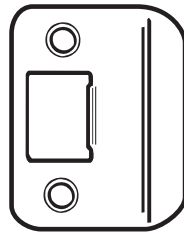
ST161

4 7/8" x 1 1/4"



ST214

2 1/4" x 1 1/4"



Stocked Product

9234 - 605, 630
 ST161 - 605, 613, 626
 ST214 - 605, 630

2-SDS

4 7/8" x 1 1/4"



TS-100-CP Thimble strike

1" Diameter



Stocked Product

2-SDS-BP (Steel Brass Plated)
 2-SDS-SL (Steel Silver Coated)
 TS-100-CP (Chrome Plated)