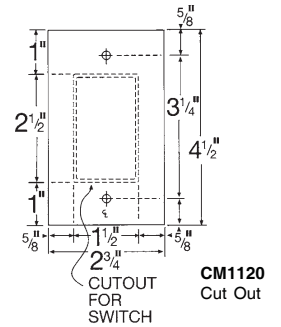
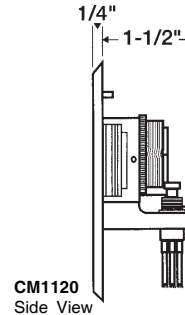
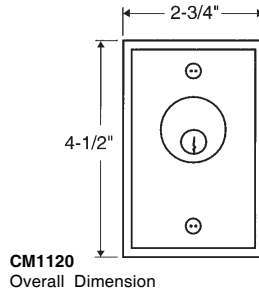


## Camden - Key Switches

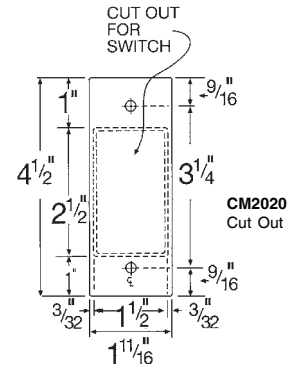
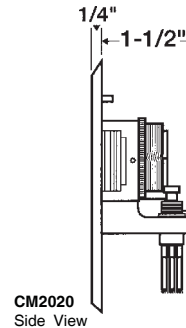
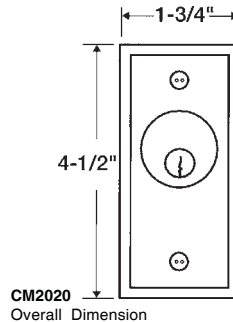
**CM1120 - Flush Mount Key Switch 1 SPDT Momentary**

**CM1130 - Flush Mount Key Switch 1 SPDT Maintained**



**CM2020 - Narrow Style Key Switch 1 SPDT Momentary**

**CM2030 - Narrow Style Key Switch 1 SPDT Maintained**



### Features:

Keyswitches are supplied with aluminum face plate, cylinder locking ring, 2 socket / slotted screws, 2 tamper proof screws.

CM2020 supplied with rubber gasket. Designed to use 1", 1-1/8", or 1-1/4" mortise cylinders.

MORTISE CYLINDER NOT SUPPLIED

### Stocked Product

- CM1120 - SPDT Momentary, Aluminum Finish
- CM2020 - Narrow SPDT Momentary, Aluminum Finish
- CM1130 - SPDT Maintained, Aluminum Finish
- CM2030 - Narrow SPDT Maintained, Aluminum Finish