






## Falcon - Heavy Duty Levers

### MA - Series

#### FUNCTIONS

#### ANSI

<b>MA101</b>		Passage/Closet Latchset Latch bolt by knobs/levers at all times.	F01-1 F01-2
<b>MA311</b>		Privacy, Bedroom or Bath Lock Latch bolt by knobs/levers. Dead bolt by turn from inside and emergency key (012727-000-30) outside furnished with lock. Rotating inside knob/lever retracts both bolts.	F19-1 F19-2
<b>MA531</b>		<b>Entry/Office Lock</b> Latch bolt by knobs/levers except when outside knob/lever is made inoperative by buttons in face. Dead bolt by key outside and turn inside. Rotating inside knob/lever retracts both bolts. Deadlocking latch.	F10-1, F10-2 F12-1, F12-2 F20-1,
<b>MA561</b>		<b>Classroom Lock</b> Deadlocking latch bolt by knobs/levers. Outside knob/lever locked by key outside. Inside knob/lever always free.	
<b>MA581</b>		<b>Storeroom Lock/Exit Lock</b> Deadlocking latch bolt by inside knob/lever or key outside. Outside knob/lever rigid.	F07-1 F07-2

### Cylinder Guards

#### Stocked Product

A08790/ A08794 - 000 9/32"  
- 001 13/32"  
- 002 17/32"

626 finish



A08790



A08794

#### Cylinder Guard Application Chart\*\*

Door Thickness	985 1-1/8" (cyl.)	986 1-1/4" (cyl.)	987 1-3/8" (cyl.)	988 1-1/2" (cyl.)
1-1/2"	A08794-001 (13/32")	A08794-002 (17/32")		
1-3/4"	A08794-000(9/32")	A08794-001 (13/32")	A08794-002 (17/32")	
2"		A08794-000 (9/32")	A08794-001 (13/32")	A08794-002 (17/32")
2-1/4"		A08794-000 (9/32")	A08794-001 (13/32")	
2-1/2"			A08794-000 (9/32")	

Note: Dimensions listed for A08794 also apply to A08790.

\*\* Cylinder guards measure 3/16" from shoulder to top. A wavy spring washer is furnished with either cylinder guard.

\*\* Single cylinder functions.