

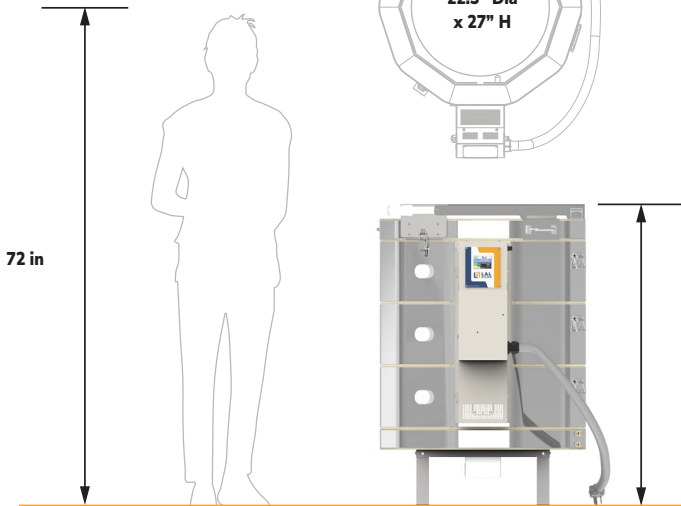
e23T-3

Temperature Rating: Cone 10

Volume: 6.7 Cubic Feet

Brick Thickness: 3" Brick

Inside: 22.3" Diam x 27" High



This is the classic L&L pottery kiln used by most of our customers. They include all the signature L&L features.

- Genesis Touch Screen Control • with Kiln Aid app
- Dynamic Zone Control • for even firing
- Hard Ceramic Element Channels • protect your elements and kiln
- Type K Thermocouples (3) • with protection tubes
- Top Loading
- Solid, Straight-View Peephole Plugs
- Full-Support Stand • rolling option available
- Easy-Access Control Panel • with Easy-View tilted display
- Three-Year Limited Warranty
- c-MET-us listed to UL499 Standards
- See hotkilns.com/e23t-3 for all features and options

GENERAL DIMENSIONS



Scan OR Visit:
hotkilns.com/e23t-3-GD



TRUST YOUR KILN
hotkilns.com

Manufactured in Swedesboro, NJ
800-750-8350 • sales@hotkilns.com

Bulletin No: BL-e23T-3 REV: 0

Page 1

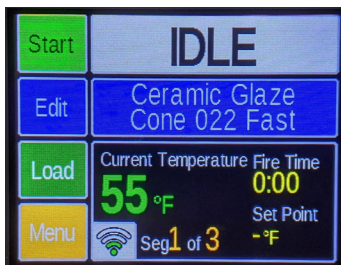


Electrical Specifications for e23T-3 SERIES

Model Numbers	Part Number for 3" Brick	Volt/ Phase	Watts	Amps	Wire Size	Fuse Size	Power Connection
e23T-3-240	K-E-23T3/31	240/1P	11,520	48.0	6 ga	60 Amps	6-50 Cordset
e23T-3-240-3P	K-E-23T3/32	240/3P	11,520	27.7	8 ga	40 Amps	15-50 Cordset
e23T-3-208	K-E-23T3/21	208/1P	9,980	48.0	6 ga	60 Amps	6-50 Cordset
e23T-3-208-3P	K-E-23T3/22	208/3P	11,000	30.5	8 ga	40 Amps	15-50 Cordset
e23T-3-220	K-E-23T3/41	220/1P	10,560	48.0	6 ga	60 Amps	Direct Wire
e23T-3-380-3PY	K-E-23T3/52	380/3PY	11,400	17.3	12 ga	20 Amps	Direct Wire

USA

WORLD



Control: Full digital touchscreen Genesis control with easy-to-use interface, WiFi enabled app, and simple programs for firing ceramics.

MET UL499 Listing: All models are c-MET-us listed to UL499 standard.

Cone Rating: All e23 models are rated to Cone 10.

Wiring Diagrams: See **the Electrical Tab** for each kiln model to get the wiring diagram for each voltage.


Power connection: A six foot cord with a 50 amp NEMA 6-50 for single phase units or a 15-50 plug for 3 phase units is included. (No neutral is necessary). World voltage kilns do not include a cord - they are direct wired. All kilns may be direct wired.

Elements: All elements are of equal resistance value. T models have six elements. Quad elements are the same resistance and quantity but longer and thicker.

Other voltages for any country in the world are available. Examples are 200V/3 Phase Delta, 220V/3 Phase Delta, 415V/3 Phase Wye and 400V/3 Phase Wye. CE Listing available in some countries. See 380 Volt diagrams for electrical specifications for 400V/3 Phase Wye and 415V/3 Phase Wye.

Moving and installation: The kiln comes assembled but can be quickly disassembled and reassembled to move through any door or up stairs. It comes packed in a skidded carton with secure foam-in-place packaging.

Shipping Dimensions: See website for shipping dimensions with various combinations of options.



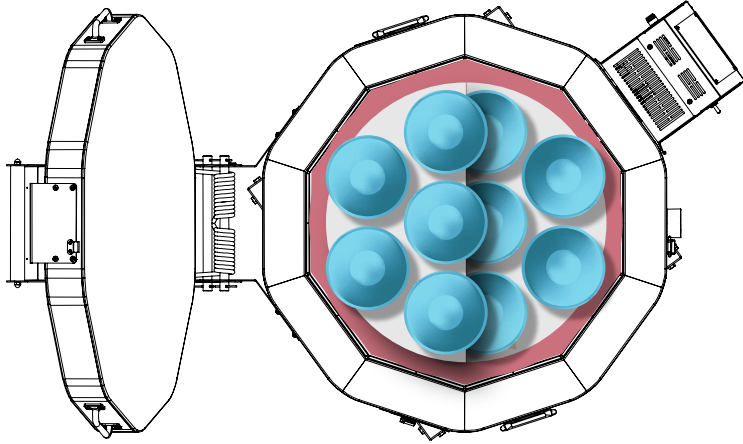
FURNITURE KIT FOR e23T-3

Part Number: H-E-K23T/30

Includes: Six 20" (50.8 cm) half shelves, one post kit with six each 1/2", 1", 2", 4", 6", and 8" square posts, and one pair heat resistant gloves.

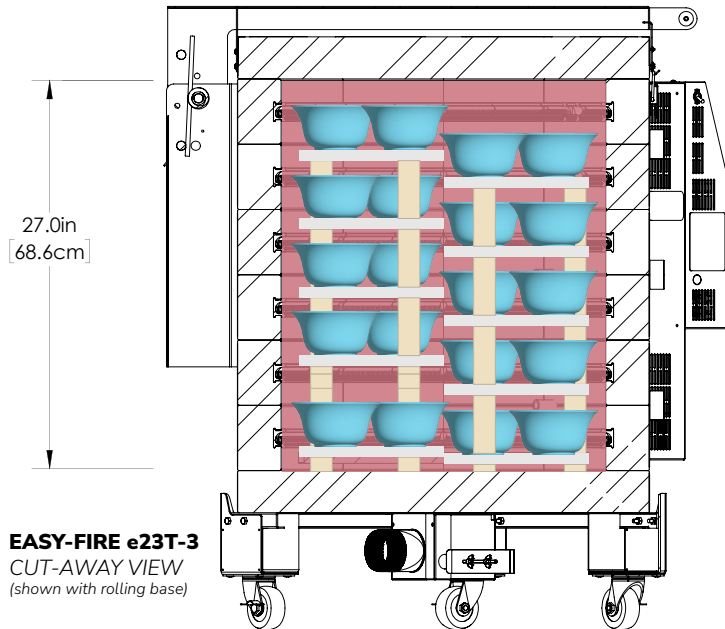
EASY-FIRE e23T-3

Kiln Capacity



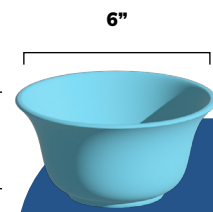
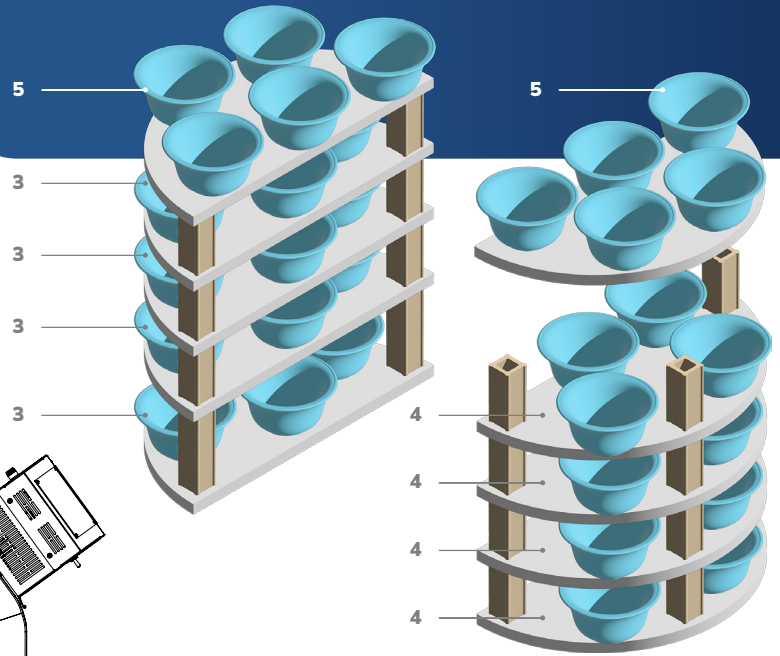
EASY-FIRE e23T-3
TOP VIEW

22.4in
56.8cm



EASY-FIRE e23T-3
CUT-AWAY VIEW
(shown with rolling base)

27.0in
68.6cm



EASY-FIRE e23T-3
27" H x 22.4" W
6.7 CU FT

Approx: 38 Bowls

- KILN INTERIOR**
- 6" x 3" Bowl**
- KILN POST**
- 20" x .75" HALF ROUND SHELF**

TRUST YOUR KILN
hotkilns.com

Manufactured in Swedesboro, NJ
800-750-8350 • sales@hotkilns.com

Bulletin No: BL-e23T-3 REV: 0

Page 3

