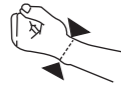


* Size Information

Measure at the wrist.



| Size | Age in Years | Wrist Circumference |
|-----------|--------------|---------------------|
| Pediatric | 2-7 | 4 1/2"-5 1/2" |
| Youth | 8-12 | 5 1/2"-6 1/2" |

* Indications

- * Carpal tunnel syndrome
- * First metacarpophalangeal joint injury
- * After fracture casting removal

* Washing Instruction

- * Remove plastic inserts and close all hook and loop closures before washing.
- * Hand wash liners with mild detergent in cold water, and hang dry only.
- * Do not dry clean, bleach and iron.

* Caution

If allergic skin rashes occur, please consult your physicians immediately.



Manufacture By:

Landmark Medical Systems Inc.

Richmond Hill, Ontario

L4B 1H4

www.lmedsys.com

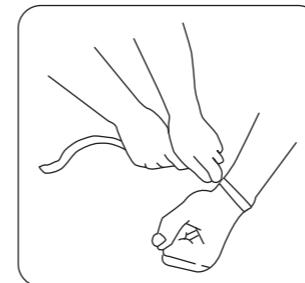
Application Instruction

Pediatric Wrist Splint with thumb spica

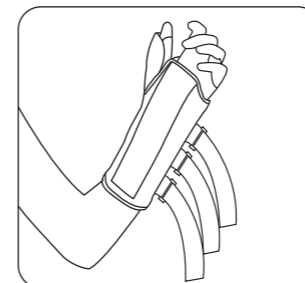


* INSTRUCTIONS FOR USE *

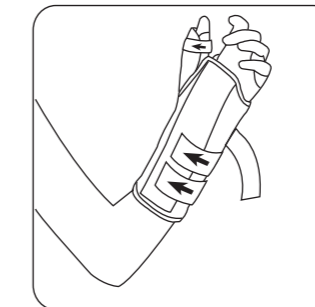
Pediatric Wrist Splint with thumb spica



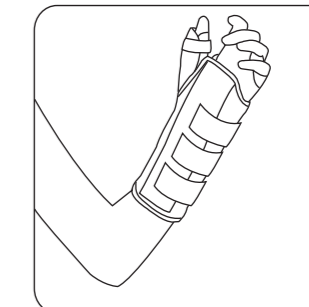
1. Choose an appropriate size form size information.



2. Loosen all the linking tapes.



3. Pass your thumb through thumb tunnel and make sure the metal stays on the palm side.



4. Fasten all the linking tapes.