

16oz

BOSS

1 20
25
30
2 35
40
3 45
50
4 55
5





“At the heart of our mission is the unwavering commitment to crafting 100% American-made products. We believe in the values of quality and community that this represents. By choosing our tools, you’re not just investing in superior craftsmanship but also in the livelihoods of American workers and the prosperity of our nation. It’s our way of ensuring that blue collar workers keep their hard-earned money here, bolstering our industries and fostering stronger, closer-knit communities. Every tool we create is a symbol of this passion and dedication. Thank you for supporting our vision and being part of this incredible journey.”

- Dan Raymond - Boss Hammer Company Founder

PRO PLUS TITANIUM	6
POLY FIBERGLASS TITANIUM	12
POLY FIBERGLASS STEEL	14
HICKORY TITANIUM	16
HICKORY STEEL	18
HAND TOOLS	20
APPAREL	24
BOSS SQUARING SYSTEM	26

**100%
AMERICAN
OWNED**

**100%
AMERICAN
MADE**


HAMMERS



PRO PLUS SERIES



 YouTube



MADE IN USA





WEIGHT	LENGTH
14 oz	14.5"
16 oz	16"



PRO NAIL EXTRACTORS

Four options for removing a nail. Standard claw extraction, Dual top nail extractors for nails tight against walls or our New Side nail extractor to pull any nail with ease!



BOSS SIGNATURE SQUARING SYSTEM

Quickly mark angles or common rafter cuts by simply pivoting the hammer from the claw of the hammer.

We guarantee "Same Line" as a typical rafter/framing square.



MAGNETIC NAIL STARTER

Easily start nails or duplex nails and avoid smashing fingers.



INTEGRATED SOCKET


13mm / half inch socket integrated in the bottom of the handle for changing saw blades and other common tools



TETHER

Now able to tether to the bottom of the handle to meet elevated work requirements.





WEIGHT	10 oz	12 oz	14 oz	16 oz
LENGTH	16"	16"	16"	16"





WEIGHT	18 oz	22 oz	28 oz
LENGTH	16"	16"	16"





RIP-CLAW

MAGNETIC NAIL STARTER

OVERSIZED HEX FACE



90° SHOULDER

STICK RULE

BOSS SQUARING SYSTEM

COMMON ROOF PITCH ANGLES

HAND-SELECTED HICKORY HANDLES

AVAILABLE IN CURVED OR STRAIGHT

WEIGHT	10 oz	12 oz	14 oz	16 oz
LENGTH	16"	16"	18 1/4"	18 1/4"





OVERSIZED HEX FACE

STICK RULE

OVER-MOLDED RUBBER GRIP

RIP-CLAW

MAGNETIC NAIL STARTER

BOSS SQUARING SYSTEM

90° SHOULDER

COMMON ROOF PITCH ANGLES

HAND-SELECTED HICKORY HANDLES

AVAILABLE IN CURVED OR STRAIGHT

WEIGHT	16 oz	18 oz	22 oz
LENGTH	16"	16"	18 1/4"



HAND TOOLS



9" BOSS PAW TITANIUM

- Construction Grade Titanium
- 4 Points of Pull
- 13mm Wrench
- Striking Face
- Built-in Magnetic Nail Starter



9" BOSS PAW STEEL

- Construction Grade Steel
- 4 Points of Pull
- 13mm Wrench
- Striking Face
- Built-in Magnetic Nail Starter





9" BOSS TRIM PAW TITANIUM

- Construction Grade Titanium
- Wide "Whale Tail" for Trim Work
- 4 Points of Pull
- 13mm Wrench
- Striking Face
- Built-in Magnetic Nail Starter




9" BOSS TRIM PAW WITH LIFT TITANIUM

- Construction Grade Titanium
- Wide "Whale Tail" for Trim Work
- Built in Extrusion for Lifting Boards or Drywall
- 4 Points of Pull
- 13mm Wrench
- Striking Face
- Built-in Magnetic Nail Starter



1 1/8" BOSS PAW STEEL

- Construction Grade Steel
- 4 Points of Pull
- 13mm Wrench
- Striking Face



BOSS CAP MAGNETIC

- Patented Magnetic Face
- Drive button cap nails and any finish nails
- Fits any Boss Hammer

BOSS CAP SOFT BLOW

- For non-marring finish work
- Fits any Boss Hammer





SNAPBACK NAVY

- One size fits most
- Made in USA



HI-VIZ YELLOW TEE PERFORMANCE

- 100% Polyester
- Lightweight, breathable & moisture wicking



RICHARDSON® R-FLEX NAVY

- Comfort stretch
- One size fits most
- Made in USA

ROYAL BLUE TEE COTTON

- 60/40 Cotton/polyester blend



BLACK ICON TEE COTTON

- 60/40 Cotton/polyester blend

MADE IN USA

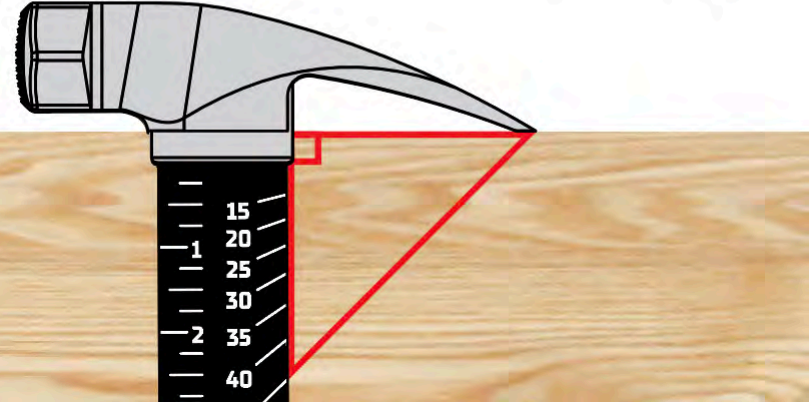


THE BOSS HAMMER SQUARING SYSTEM

All Boss hammers are designed to be perfectly square where the head of the hammer meets the handle. This allows you to mark angles and common cuts quick and easy.

Easy 90°


Patented head & handle design allows hammer to be used when squaring a 90° angle.



Simply lay the hammer down on the handle and slide the hammer down until the shoulder of the head and the claw meet the edge of the material. For marking angles, pivot the hammer from the claw as your anchor point.

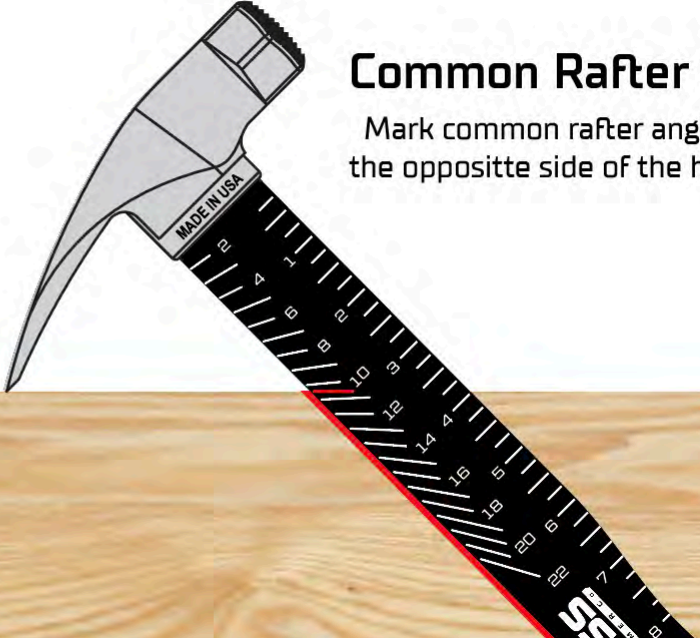
Quick Cuts

Mark desired degree cuts by pivoting the hammer at the claw anchor point.



Common Rafter Cuts

Mark common rafter angles on the opposite side of the handle.



ONLY THING THAT MATTERS IS HOW THE TOOL PERFORMS

TOOLS DEVELOPED FOR TRADESMEN BY TRADESMEN



Bosshammerco.com