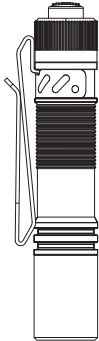




## User Manual



### Pokelit AA

High-Output EDC Flashlight  
Learn more on  
[www.acebeam.com](http://www.acebeam.com)

### FEATURES

- One cool white LED emitter with high performance (Color Temperature: 6500K)
- 1000 lumens maximum output; 105 meters maximum beam distance
- Available 3 brightness levels for option, with memory function
- Included one 14500/TYPE-C rechargeable Li-ion battery
- Compatible with one AA Alkaline or NiMH rechargeable battery, wide range of Voltage design: 0.9V-4.2V
- Durable tempered glass lens with AR film plating for scratch resistance, light transmittance reach up to 99%
- Two-way body clip capability for varying conditions
- Premium type HAIII hard-anodized anti-abrasive finish
- IP68 waterproof and dustproof rating (2 meters submersible)
- Impact resistant to 1,5 meters

### INCLUDED

1xACEBEAM 14500 Li-ion TYPE-C Rechargeable Battery; 1xLanyard; 2xO-rings; 1xTYPE-C Cable; 1x User Manual

### OPERATING INSTRUCTION

ON/OFF: Fully single click the switch.

Output Selection:

With the light switched OFF, half press the switch or rapidly fully click the switch for 1 second to cycle through Low-Med-High.

Intelligent Memory Circuit:

The light memorizes the last selected output.

When turned on again after 1 second, the previously used output will be recalled.

### TECHNICAL PARAMETER

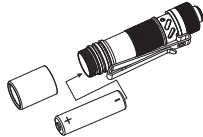
		Li-ion Battery		
FL1 STANDARD	High	Med	Low	
	1000-600lumens	330lumens	5lumens	
	35s+49min	1h 50min	58h	
	105m	2756cd	2m	1,5m

**Notice:** The above-mentioned parameters (tested with 1x ACEBEAM 14500 battery) are approximate and may vary from flashlights, batteries, and environments. If you have any questions, please contact customer service.

### SPECIFICATIONS

Size: 94,8mm x 18,2mm x 17,8mm(3.37"x0.71"x0.7")  
Weight: 54,6g w/ battery

### BATTERY INSTALLATION




If the battery needs to be replaced, make sure that the positive pole(+) end of the new battery towards the flashlight head when you put it in.

### WARNING

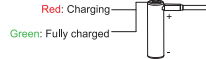
1. By using this device, you certify you have read the included User Manual and Warning Card and release the manufacturer and retailers from all liabilities.
2. Please use in accordance with applicable laws and regulations.
3. Keep out of reach of children.
4. DO NOT shine the light directly into human eyes. This may cause temporary blindness, or permanent damage to the eyes.
5. DO NOT cover the light head when the flashlight is on, or place the flashlight head on the ground. The radiation energy of the flashlight may cause damage to the flashlight itself, or even result in burning to other materials.
6. DO NOT modify/disassemble the light, otherwise the user will be in charge of the all responsibility.
7. Please use turbo mode with caution. Turbo greatly reduces the turntime and leads to high temperature on the flashlight surface.
8. DO NOT use the High mode continuously when the environmental temperature is high in case the flashlight body is too hot to hold.
9. When the product is used in a low- temperature environment, please try and keep it warm. If the temperature is too cold, it may not reach the high output.
10. Please keep the front lens clean. Due to radiation energy, it may heat up foreign matter on the lens which can potentially cause damage.
11. The battery can only be stored inside the product and charged with the included standard charging cable.
12. Quality batteries with circuit protection will reduce the potential risk.
13. Store the battery with care. Please store the battery in a dedicated box after being taken out of the product if the battery needs to be changed.

### INSULATING FILM



Before first use, unscrew the flashlight head, remove the insulating film. Please fully charge the ACEBEAM 14500 battery by the provided standard TYPE-C charging cable.

### BATTERY CHARGING



### USAGE AND MAINTENANCE

1. Unauthorized disassembly may damage the light and void the warranty.
2. Lubricate the threads with professional grade lubricant regularly.
3. Please swap out the O-rings regularly to maintain the water resistance level.
4. Maintain and keep clean any contact surfaces of the flashlight with alcohol swab. This may prevent irregular flashes during use.

### PRODUCT WARRANTY

1. If the customer experiences any problems with an Acebeam product within 15 days of purchase, the dealer will replace that product.
2. If an Acebeam flashlight fails during normal use within a period of 5 years (60 months) of purchase, the dealer will repair or replace the flashlight with the same or similar model.
3. ACEBEAM Batteries, accessories and lanterns with built-in batteries are warranted for a period of one year (12 months) from date of purchase.
4. The warranty does not cover damage or failure caused by:
  - A. Rough usage or operation which does not comply with the user manual or product specifications.
  - B. Unauthorized disassembly, repair or modification, Defects or damaged caused by factors out of Acebeam's control.
  - C. Battery leakage damaged products.
5. If there are any questions about ACEBEAM products, please consider the warranty and contact Acebeam or your original Acebeam dealer for warranty return instructions.  
Email: [info@acebeam.com](mailto:info@acebeam.com)

### DISCLAIMER CLAUSE

Acebeam is not liable for damages or injuries sustained resulting from the usage of the product inconsistent with the warnings in the manual.



Wechat: ACEBEAM01



FB: AcebeamWorld



SHENZHEN ZENBON TECHNOLOGY CO., LTD

+86-0755-23036551  
[www.acebeam.com](http://www.acebeam.com)  
[info@acebeam.com](mailto:info@acebeam.com)

1/F, No.1 Building, Yijiang Industrial Park, Dalang, Longhua, Shenzhen 518100, Guangdong, China

Copyright © 2023 ACEBEAM. All rights reserved.  
Powered by Shenzhen Zenbon Technology Co., Ltd



# 说明书



## Pokelit AA

### 便携强光手电筒

请登录网站获取更多的产品资讯  
www.acebeam.com

#### 产品特点

- 采用6500K冷白光高性能LED
- 最高亮度1000流明，最远射程105米
- 三档亮度可选，档位记忆功能
- 标配1个14500/Type-C可充电锂电池宽电压 (0.9v-4.2v) 设计，可兼容单节5号碱性电池或镍氢可充电电池
- 采用镀膜防刮光学镜片，透光率高达99%
- 采用数字优化技术制造的铝合金反光杯
- 双向不锈钢抱夹设计，满足多种用途
- 耐磨军规三级硬化表面处理
- IP68防护等级 (水下2米/1.5米防摔等级)

#### 配件

1xACEBEAM 14500 Type-C电池; 1x手绳; 1xType-C充电线; 2x防水O圈; 1x说明书

#### 体积

尺寸: 94.8毫米 x 18.2毫米 x 17.8毫米  
重量: 54.6克 (含电池)

#### 性能参数

锂电池						
FL1 STANDARD	高亮	中亮	低亮			
	1000~600流明	330流明	5流明			
	35秒+49分钟	1小时 50分钟	58小时			
	105米	2756坎德拉	2米	1.5米		

注: 以上数据按照国际手电筒测量标准ANSI/NEMA FL1所述之测量方法, 所用电池为1节ACEBEAM 14500电池, 以上数据为ACEBEAM实验室实测, 具体使用需要根据实际环境而定, 如有疑问请联系客服。

#### 操作步骤

开机/关机: 完全按下尾部可开机/关机

档位切换:

在关机状态下, 半按尾部或1秒内快速完全按下尾部开关即可在“低亮-中亮-高亮”循环切换。

智能记忆:

手电会自动记忆关机前照明亮度档位, 在关机1秒后, 再次开机, 记忆的照明亮度档位开始工作。

#### 电池安装指示



1. 确保插入电池时正极(+)端指向手电筒头部。
2. 电池电压过低时, 手电亮档不能达到1000流明是正常的。

#### 电池充电指示灯

红色: 显示正在充电

绿色: 显示充满电



#### 温馨提示

##### 取出绝缘片



首次使用前, 旋下手电筒头, 取下绝缘片。  
请使用标配的Type-C充电线为ACEBEAM 14500电池充满电。

#### 警告

1. 本产品亮度高, 请勿直视发光体, 以免造成视力损伤。
2. 建议成人或在成人监督下使用此产品, 请将本品放在儿童不能接触的地方。
3. 切勿在手电工作时近距离照射物体表面或头部朝下放置, 以免温度过高引发危险。
4. 请勿将手电浸入海水或其他腐蚀性介质中, 否则会损坏手电。
5. 如果不使用, 或在携带或运输手电时, 请关闭手电或者取出电池, 做断电操作。

#### 保养及注意事项

1. 请勿自行拆卸部件, 否则将会导致保修失效并可能损坏手电。
2. 长期使用, 手电筒连接处螺纹的润滑脂会减少, 为了保持螺纹顺滑, 请及时使用专业润滑脂来润滑螺纹。
3. 长期使用后, 手电的防水圈可能会老化, 请您及时更换防水圈以维持手电的防水性能。
4. 请及时清洁手电的导电接触面以保证手电的正常工作, 尤其是当手电出现异常的闪烁或者无法点亮的时候, 有可能是接触面有污渍导致, 尝试用酒精棉签清洁导电接触面。  
或电量过低, 请及时给电池充电或更换电池。

#### 售后/保修条款

1. 15天保换: ACEBEAM产品自售之日起15天内, 在正常使用的情况下, 如有任

何如有任何质量问题均可向经销商要求免费更换;

2. 5年免费修期: ACEBEAM产品自售之日起5年内, 在正常使用的情况下, 如有任何质量问题, 均可享受免费维修服务;
3. 电池类产品保修期为1年, 产品附加配件不在保修范围内;
4. 本条款不适用于以下情况:  
人为破坏, 拆解, 改装本产品;  
错误操作导致产品损坏;  
电池漏液导致产品损坏。
5. 终身有限保修: 因不当使用引起的产品损坏, 或已超出免费保修时间的产品, 我司将提供有偿保修, 费用以实际更换费用为准, 不另收取人工费用。  
如对ACEBEAM产品有任何疑问, 欢迎联系当地代理商或发邮件到info@acebeam.com。

免责声明: Acebeam对因不按照手册中的警告使用产品而造成的损害或伤害不承担任何责任。



Wechat: ACEBEAM01



FB: AcebeamWorld



深圳市纵邦科技有限公司  
+86-755-23036551  
www.acebeam.com  
info@acebeam.com

深圳市龙华新区大浪街道华韵路300号仪佳扬工业园1栋1楼

Copyright© 2023 ACEBEAM.

深圳市纵邦科技有限公司对本说明书内容的最终解释权和修改权