

the power of tomorrow

CLEAN ENERGY DEFINES THE WORLD THAT WE LIVE IN TODAY AND TOMORROW.
LEAD CRYSTAL® TECHNOLOGY CREATES POWER THAT IS CLEAN SAFE AND
HIGH PERFORMING FOR A BETTER FUTURE

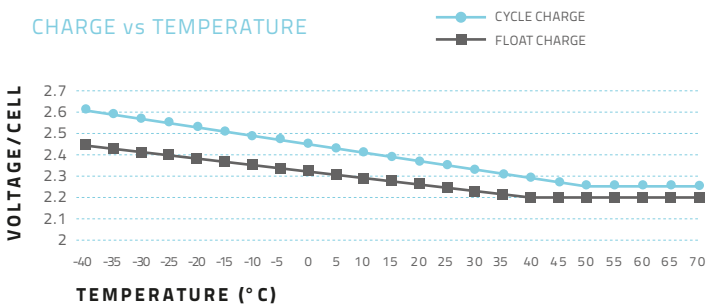
**LEAD
CRYSTAL®**
BATTERIES



SPECIFICATION

Nominal Voltage	12V		
Rated Capacity (3 hour rate)	120 AH		
Dimension	Total Height (top of terminal)	240 mm	9.45"
	Height	240 mm	9.45"
	Length	408 mm	16.06"
	Width	172 mm	6.77"
Weight	Approximately 41.5 kg / 91.41 lbs		
Capacity	10 hour rate (14A)	140 AH	
	5 hour rate (26.6A)	133 AH	
	2 hour rate (53A)	106 AH	
Internal Resistance	Fully charged Battery (25°C)	=<6.0mΩ	
Self-Discharge 25°C	Capacity after 3 month storage	95%	
	Capacity after 6 month storage	85%	
	Capacity after 12 month storage	80%	
Max Discharge Current 25°C	1200A (5S)		
Terminal	Standard	M8	
	Optional		
Charging (Constant Voltage)	Cycle	Initial Charging Current 20A 14.7V (25°C)	
	Float	13.7V (25°C)	

CHARGE vs TEMPERATURE



CHARGE vs TEMPERATURE CHART

temperature	-40	-35	-30	-25	-20	-15	-10	-5	0	5	10	15	20	25	30	35	40	45	50	55	60	65	70
Cycle Charge	2.61	2.59	2.57	2.55	2.53	2.51	2.49	2.47	2.45	2.43	2.41	2.39	2.37	2.35	2.33	2.31	2.29	2.27	2.25	2.25	2.25	2.25	2.25
Float Charge (voltage/cell)	2.45	2.43	2.42	2.4	2.39	2.37	2.36	2.34	2.33	2.31	2.3	2.28	2.27	2.25	2.24	2.22	2.21	2.21	2.21	2.21	2.21	2.21	2.21

CONSTANT CURRENT DISCHARGE CHARACTERISTICS: UNITS AMPERES (25°C)

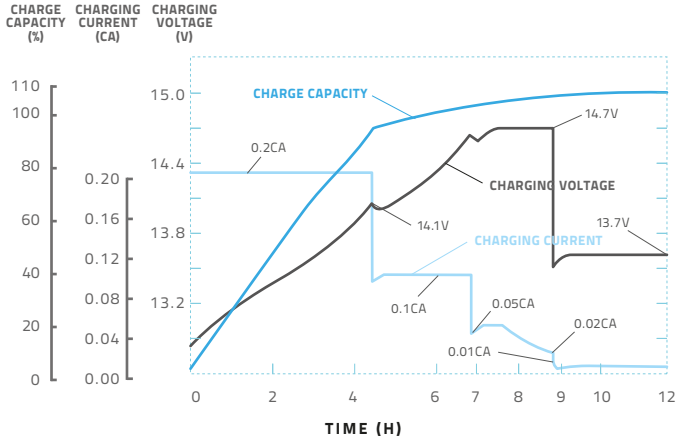
End Voltage per cell	5min	15min	30min	45min	1h	2h	3h	4h	5h	6h	8h	10h	12h	20h	24h
1.60V	378.3	241.3	159.0	119.7	82.6	55.3	42.0	33.5	28.0	25.6	19.2	14.7	12.9	8.05	6.48
1.67V	325.6	218.8	147.42	113.4	81.6	54.6	41.0	32.7	27.4	24.5	18.5	14.4	12.7	7.91	6.48
1.70V	311.0	212.1	142.8	112.0	80.9	53.9	40.6	32.1	27.0	23.5	18.0	14.2	12.6	7.84	6.46
1.75V	282.7	198.5	137.2	107.6	80.2	53.2	40.1	31.5	26.6	22.6	17.5	14.1	12.4	7.70	6.45
1.80V	250.0	181.8	132.0	103.7	79.8	52.5	39.2	30.9	26.0	22.5	17.1	14.0	12.2	7.56	6.42
1.83V	218.2	166.1	121.9	96.4	77.7	51.8	38.2	29.6	25.4	21.7	16.5	13.5	11.6	7.49	6.24
1.85V	186.6	150.5	112.0	89.1	75.6	51.1	36.8	28.5	24.9	21.0	15.9	13.2	11.3	7.42	6.06

DISCHARGE DATA WITH CONSTANT POWER UNITS: WATTS PER CELL (25°C)

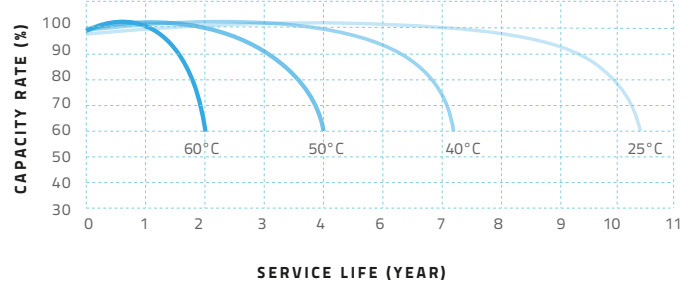
End Voltage per cell	5min	15min	30min	45min	1h	2h	3h	4h	5h	6h	8h	10h	12h	20h	24h
1.60V	624.1	420.2	287.6	219.2	152.8	110.8	78.0	62.8	53.4	46.9	35.5	28.9	24.2	15.0	12.6
1.67V	557.5	391.8	269.2	209.7	152.5	107.4	77.9	62.5	52.3	46.3	34.8	28.2	24.2	15.0	12.6
1.70V	539.5	381.6	261.8	207.5	152.0	104.6	75.9	62.1	51.6	46.1	34.7	27.9	24.2	15.0	12.6
1.75V	498.1	358.8	253.2	201.1	151.4	101.1	74.8	61.1	51.2	45.4	33.9	27.7	24.2	15.0	12.5
1.80V	451.5	330.6	244.5	194.7	150.9	97.7	74.1	60.0	50.5	44.7	33.4	27.4	23.5	14.9	12.5
1.83V	398.7	306.1	228.4	182.4	150.3	94.1	73.6	58.0	50.1	43.4	32.3	26.7	22.9	14.9	12.2
1.85V	345.9	281.6	212.2	170.2	149.9	90.5	73.0	55.9	49.4	42.2	31.2	26.0	22.4	14.7	11.9

CHARGE CHARACTERISTIC 77°F (25°C)

REGULAR CYCLE CHARGE CHARACTERISTICS 77°F (25°C)

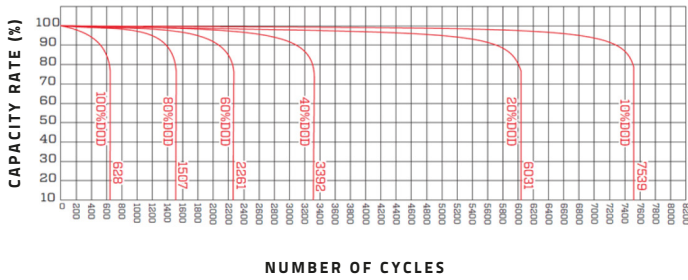


TEMPERATURE AND FLOAT SERVICE LIFE

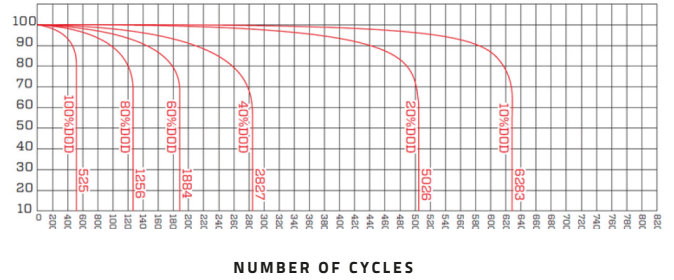


CYCLE LIFE CURVE GRAPH

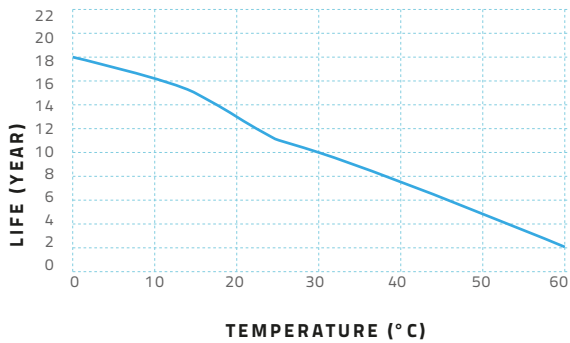
CYCLE LIFE CURVE GRAPH (25°C)



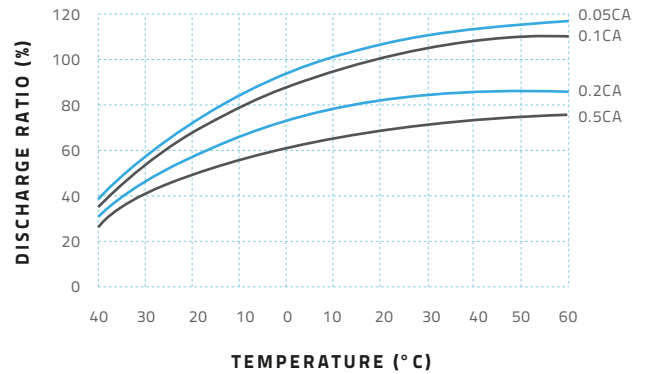
CYCLE LIFE CURVE GRAPH (40°C)



FLOAT SERVICE LIFE CURVE GRAPH



TEMPERATURE & DISCHARGE CAPACITY



**LEAD CRYSTAL®:
CHANGING THE FUTURE**

Performance Robust, resilient, high performing. Lead Crystal® batteries can be discharged deeper, cycled more often (also in extreme temperatures) and have a longer service life. They recover to full rated capacity over and over again.

Technology A unique micro-porous high absorbent mat (AGM), high-purity lead calcium selenium plates, safe SiO2 electrolyte solution that solidifies into a white crystalline powder when charged/discharged.

Cleaner & safe Less acid, no cadmium, no antimony. Lead Crystal® batteries are up to 99% recyclable and are classified as non-hazardous goods for transport.

Markets Lead Crystal® batteries are being used in telecoms, ups, petrochem/marine, defence, renewable energy, health care, manufacturing, transportation and electric motion (wheelchairs, golf carts & trolleys).

