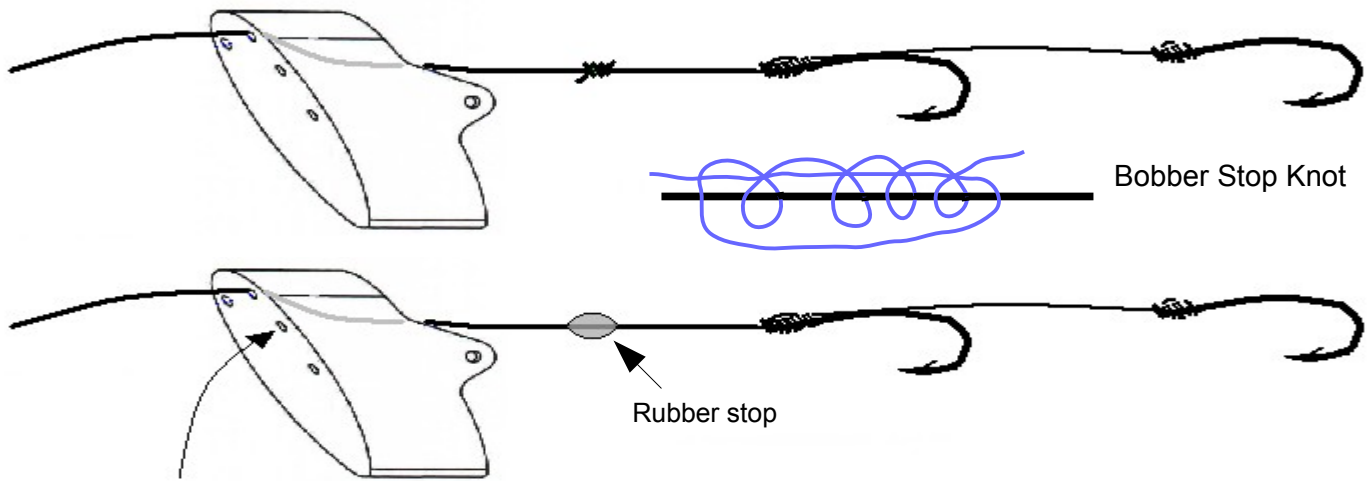


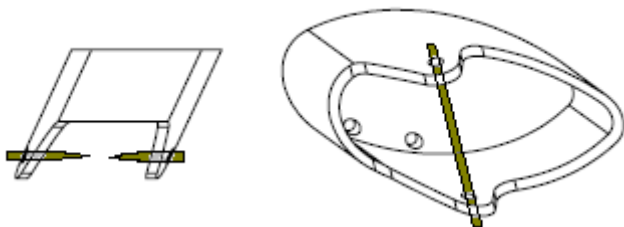
## Dick's **Sure Spin®** Rigging Options

Adjustable tied or rubber **bobber stops** are placed ahead of the top hook to relieve the direct water pressure from the hooks. The hooks will not tear the bait and the action will be preserved with stops in place.




Leader pass holes on the face of Sure Spin gives presentation and conditions options. The top passes as shown are most often used. When trolling at higher speeds or holding against strong currents the bait can be slowed by using the middle and lower passes. The bobber stop will rest on the underside of these passes.

The bait fish can be cut by hand (45x45 degree slice) or with a bait cutter box. Slip the rigged helmet over the cut end of the bait and place a toothpick as shown. Insert the top hook into the bait just below the dorsal fin. The second hook can be inserted or let "fly." Clip the toothpick about 1/16 inch long on either side.



Snug the leader, allowing the stop to slide under the helmet, resting under the line pass.



Pre-rigged baits can be kept on ice. Leaders with clips can be switched out quickly

**ANGLER INNOVATIONS, INC.**

*THE EDGE FOR THE PASSIONATE*

Oregon, USA 503-341-0287 [www.anglerinnovations.com](http://www.anglerinnovations.com)