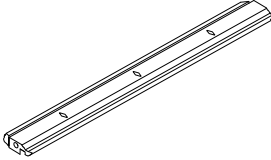
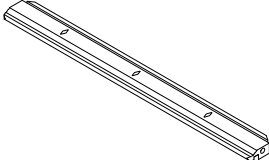
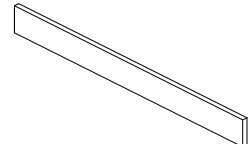
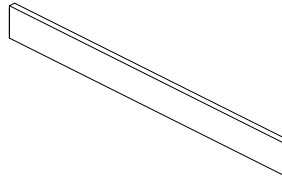
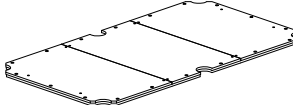

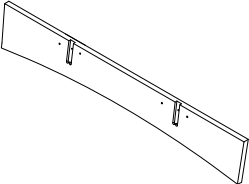
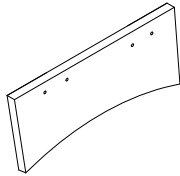
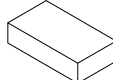
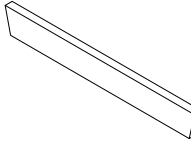

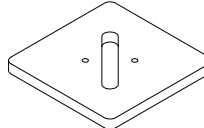









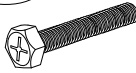
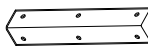



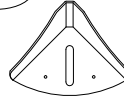


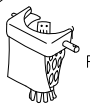


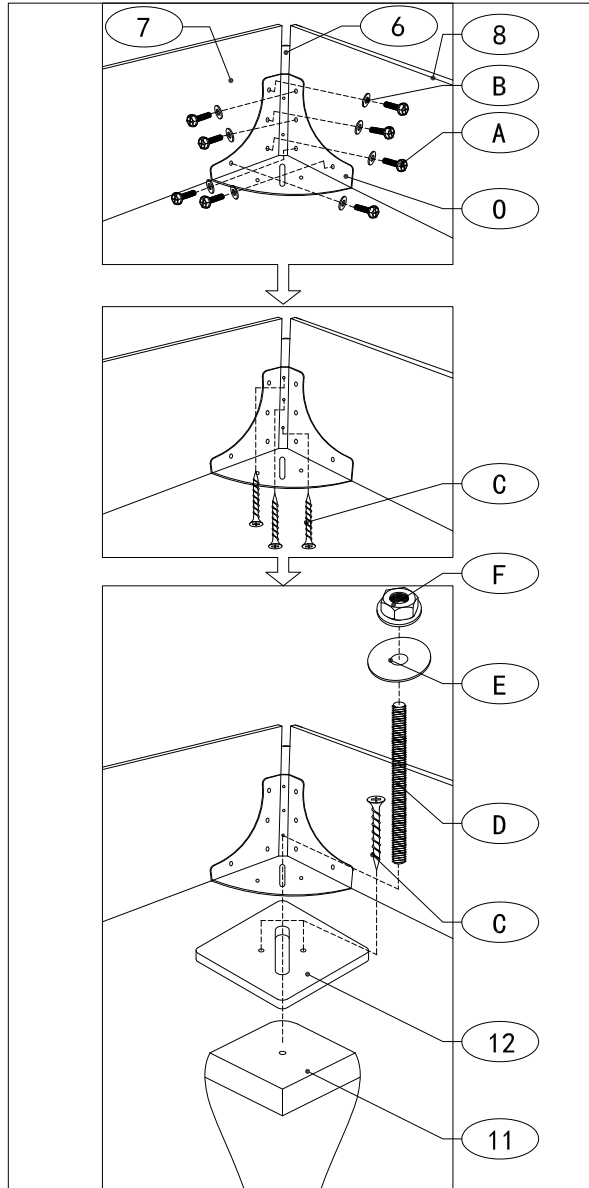
WOOD PARTS TABLE

1  side top rail(4pcs)	2  end top rail(2pcs)	3  side blind(4pcs)	4  end blind(2pcs)	5  slate(3pcs)	6  corner block(4pcs)
7  side panel(2pcs)	8  end panel(2pcs)	9  balance beam(8pcs)	10  beam(2pcs)	11  leg(4pcs)	12  top(4pcs)

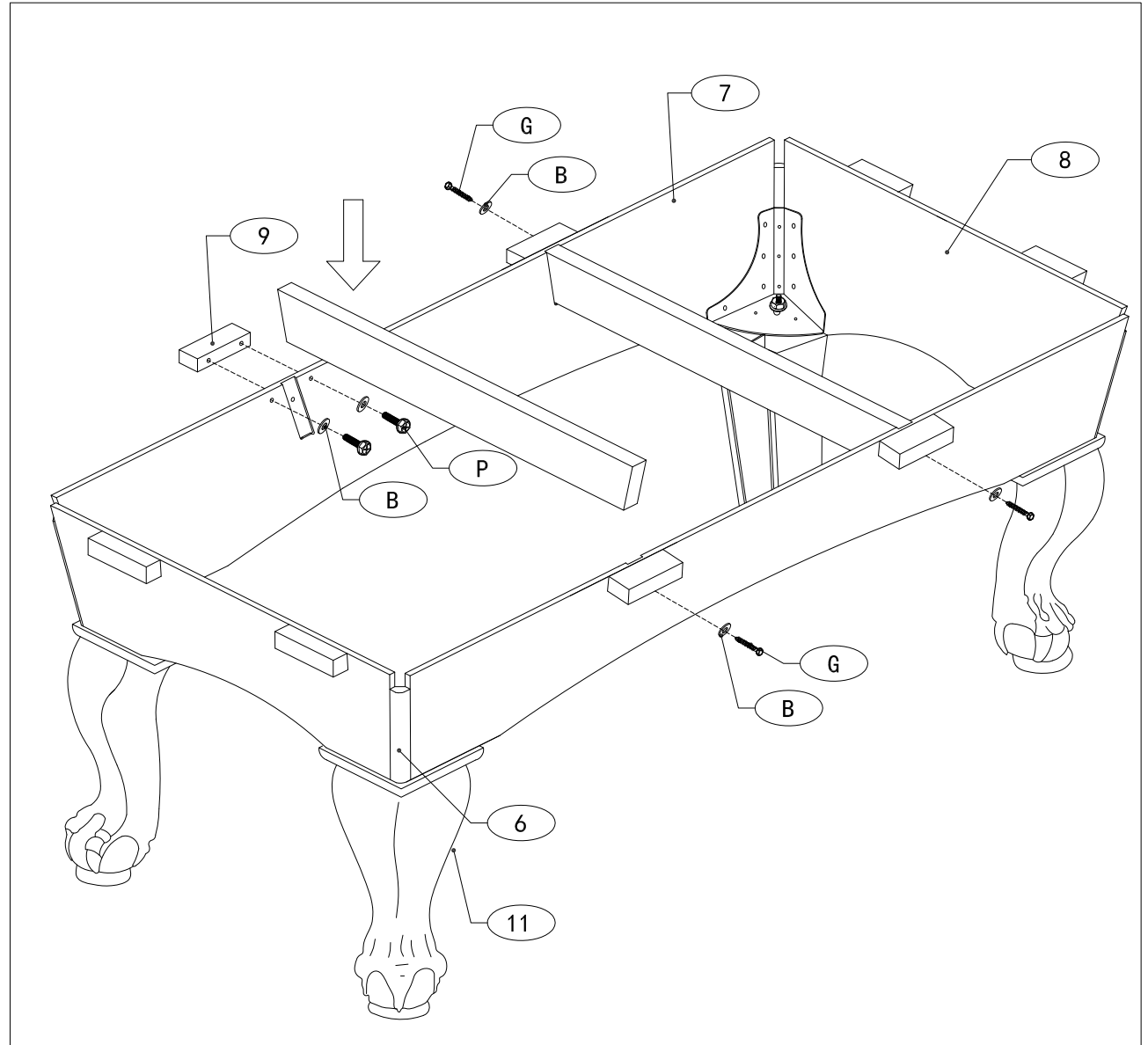
HARDWARE PARTS TABLE

A  ø1/4"X1/2" bolt(32pcs)	B  ø1/4"Xø5/8" washer(52pcs)	C  ø5/32"X1" screw(20pcs)	D  ø3/8"X3" bolt(4pcs)	E  ø3/8"Xø2" washer(4pcs)	F  ø3/8" nut(4pcs)
G  ø1/4"X2-1/2" hex screw(16pcs)	H  ø3/8" dome washer(18pcs)	I  ø3/8" lock washer(18pcs)	J  ø3/8"X2" hex bolt(18pcs)	K  5"X1"X1" iron(12pcs)	L  ø5/32"X1/2" screw(72pcs)
M  ø5/16"X3/4" bolt(12pcs)	N  ø13/32"X5/8" screw(12pcs.in pocket box)	O  iron(4pcs)	P  ø1/4"X2" flange bolt(16pcs)	Q  POCKET CORNER pocket(4pcs)	R  POCKET CENTER pocket(2pcs)

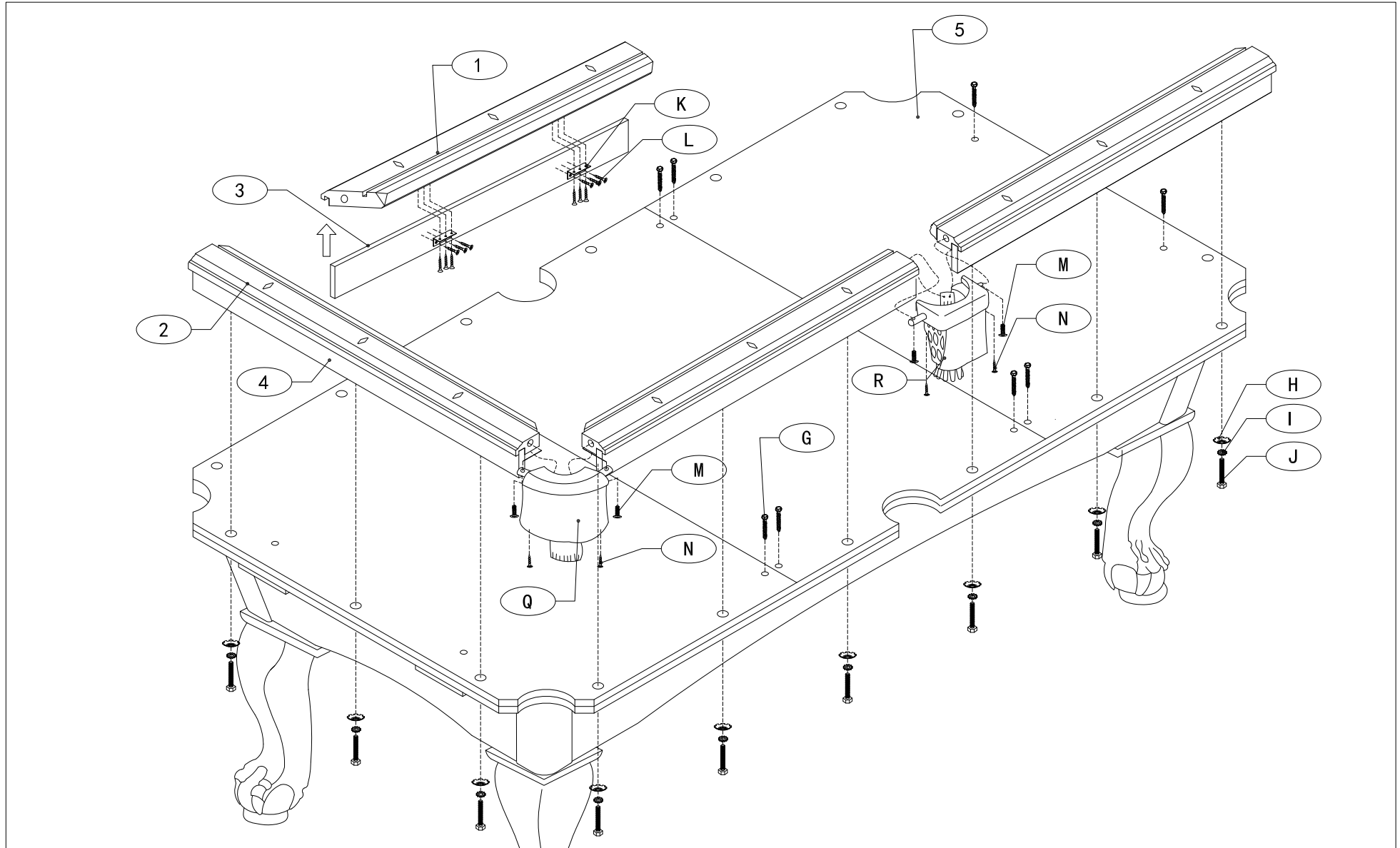
STEP 1:



STEP 2:



STEP 3:



FINISH:

