

artos

M17260P

INSTALLATION GUIDE

denby towel warmer,
plug-in

BRUSHED NICKEL(BN)




OIL RUBBED BRONZE(OB)



CHROME(CH)



WHITE(WH)



POLISHED NICKEL(PN)



artos

M17260P

denby towel warmer,
plug-in

OPERATING SPECIFICATIONS



FEATURES

Towel warming, drying and auxiliary heating.

ELEMENT

400W, 110V

CODES

UL Approved
CSA-US Approved

REQUIREMENTS

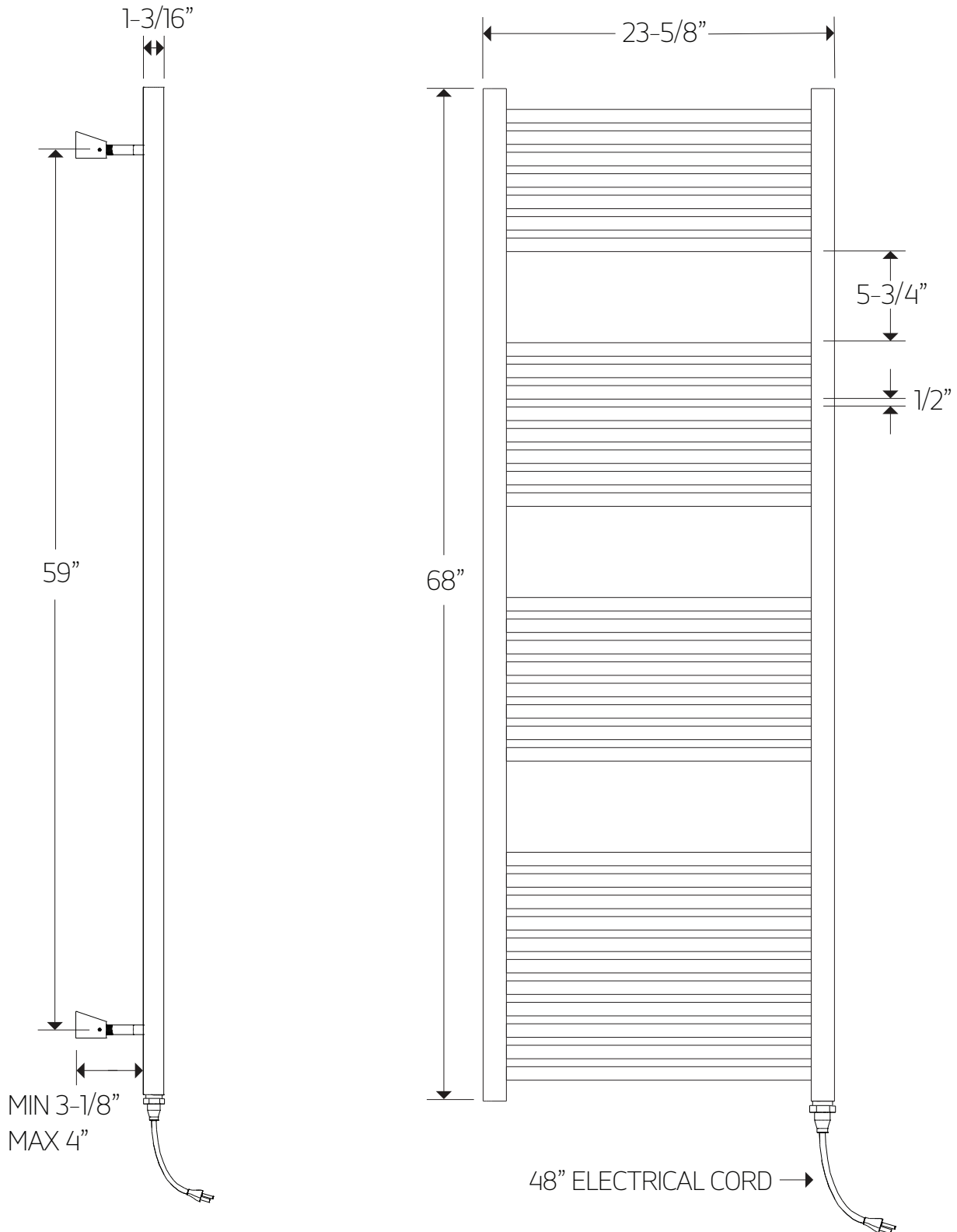
The towel warmer must be installed so that the Element is at the bottom.

artos

M17260P

PRODUCT DIMENSIONS

denby towel warmer,
plug-in

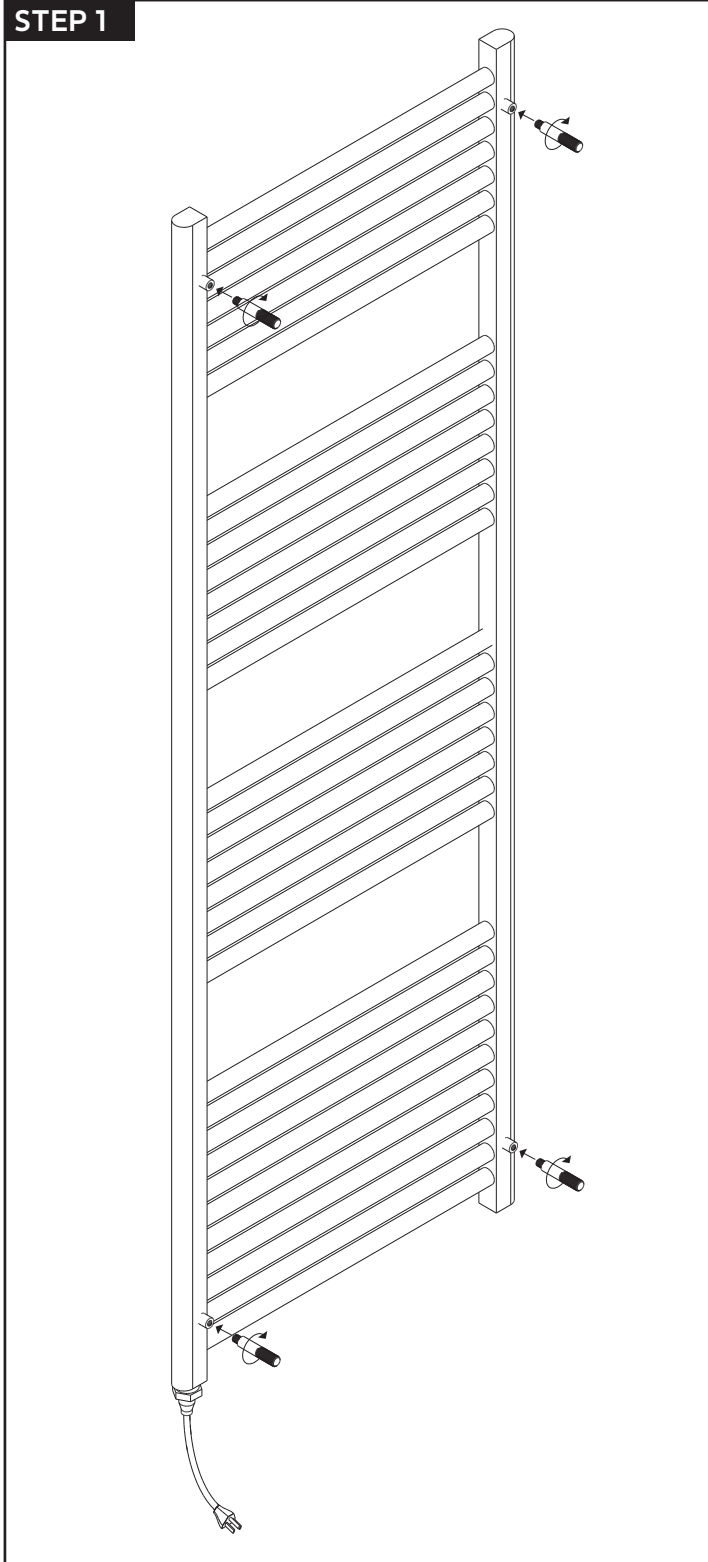


artos

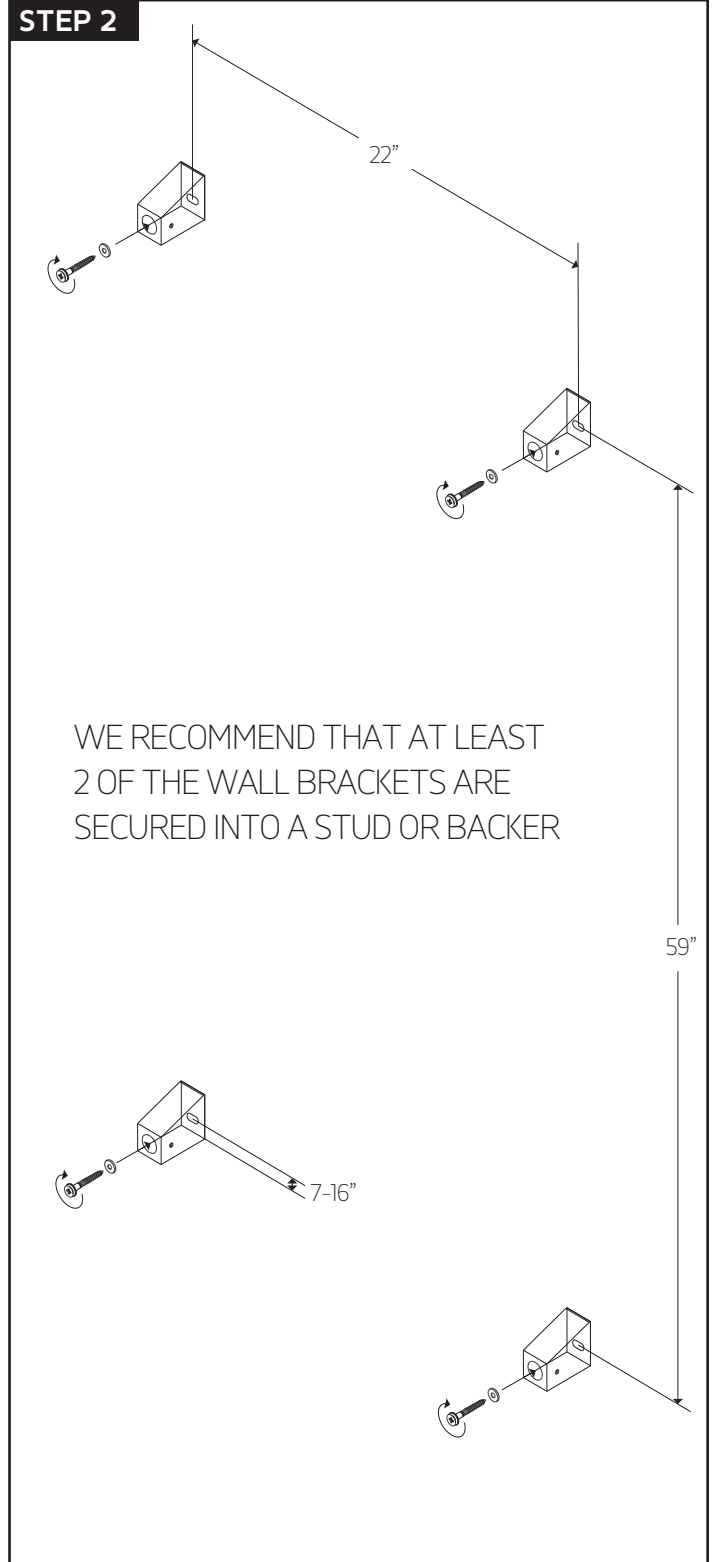
M17260P

denby towel warmer,
plug-in

STEP 1

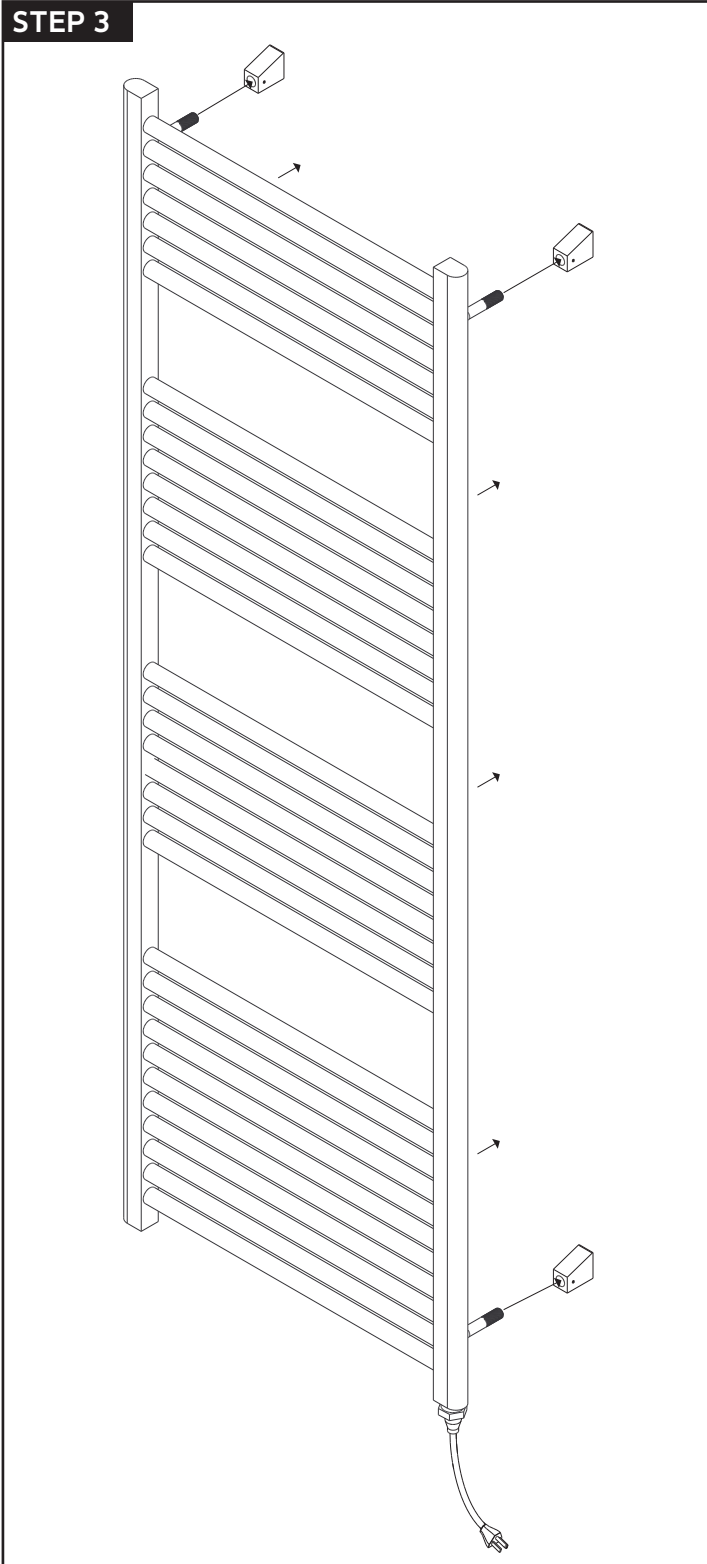


STEP 2




INSTALLATION STEPS

STEP 3



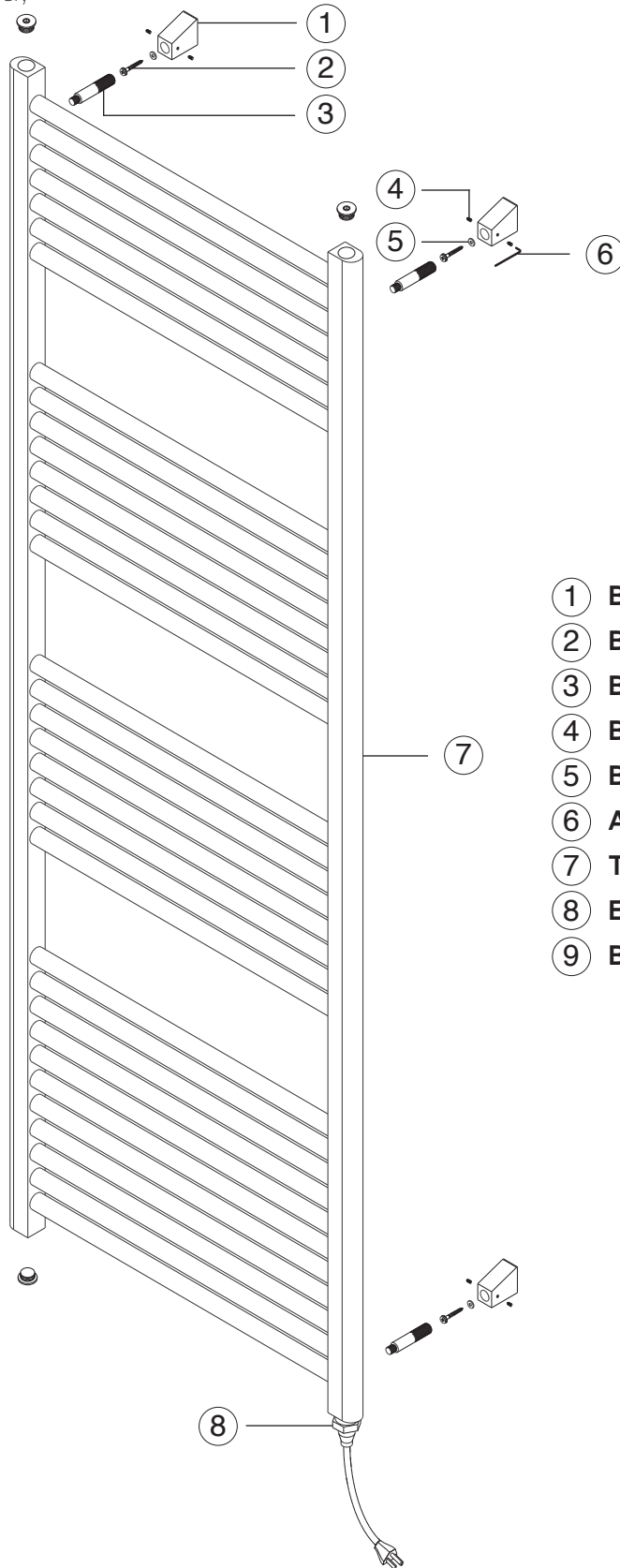
STEP 4



artos

M17260P

denby towel warmer,
plug-in



- ① BRACKETS(4) M17260P XP1
- ② BRACKET SCREWS(4) M17260P XP2
- ③ BRACKET LEGS(4) M17260P XP3
- ④ BRACKET SET SCREWS(8) M17260P XP4
- ⑤ BRACKET WASHERS(4) M17260P XP5
- ⑥ ALLEN WRENCH M17260P XP6
- ⑦ TOWEL WARMER M17260P XP7
- ⑧ ELEMENT M17260P XP8
- ⑨ BLANKING CAP(3) M17260P XP9

artos

M17260P

denby towel warmer,
plug-in

CARE & MAINTENANCE

For best results, keep the following in mind to retain the high quality finish of your artos® towel warmer:

- Use a soft, dampened sponge or cloth. On no account should you use an abrasive material such as a brush, scouring pad or steel wool to clean surfaces.
- Test your cleaning agent solution on an inconspicuous area before applying to the entire faucet.
- Wipe surfaces clean and rinse completely with water immediately after applying cleaning agent.
- An ideal cleaning technique is to rinse faucet thoroughly and blot dry any water from the surface after each use.

LIMITED WARRANTY

artos® towel warmers are guaranteed for five years against finishing defects and one year for the element as the original purchaser owns it.

Damage caused by accident, misuse, abuse, improper installation, improper cleaning or alteration will void the warranty. This warranty does not cover replacement parts where damage is caused by normal wear and tear. Westover, Inc is not responsible for labor charges, installation or other incidental or consequential costs. Proof of purchase must be provided with all claims.

Please register this product online at WWW.ARTOS.US.COM

ITEM NO. **M17260P**
SERIAL NO.