

# How to change the switch

**1. Cut off the power supply of the towel warmer**

2. Take the old switch apart from the warmer and assemble the new one

A. First take the old switch apart from the warmer

Tooling required



1. Find the switch part



2. Open the switch part.




Picture shows

3. Pull out the switch part from the towel warmer




4. The connection between the plug and wire



B. Assemble the new one


5. Use a new switch, and match the right wire



6. Connect the plug and wire accordingly



7. Assemble the switch part to towel warmer



Picture shows

3. Turn on the power of towel warmer and test