





INDUSTRIAL SKILLS by:

SEVEN --- FRIDAY

P-SERIES

NFC AUTHENTICATION & REGISTRATION:



-  **DOWNLOAD APP:**
sevenfriday.com/app
-  **CREATE ACCOUNT**
-  **SCAN BACK OF YOUR WATCH**
-  **CONFIRM OWNERSHIP**

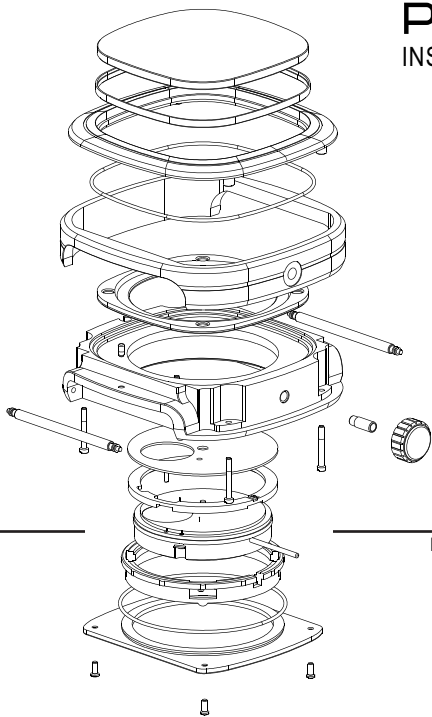
SEVENFRIDAY watches guarantee authenticity through scanning the integrated NFC chip, which is readable by NFC enabled devices*.

Download the **SEVENFRIDAY** app, scan to ensure authenticity, create your account and register as the official owner.

*The chip is completely passive, data exchange is activated and powered by the device from close distance of 2-5mm. iPhones are not NFC enabled devices.

P-SERIES

INSTRUCTION MANUAL




AUTOMATIC MOVEMENT

MIYOTA 82S7- MADE IN JAPAN

DISPLAY

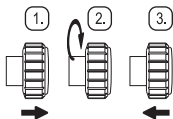
HOURS HAND

MINUTES HAND



24 HOURS DISK

SECONDS DISK



WINDING THE MAINSPRING

Automatic winding watch can also be hand wound by turning the crown clockwise in normal position. Wind several times clockwise. It will start to move automatically.

SETTING THE TIME

1. Pull the crown out to the 1st click position.
2. Turn the crown to set hour and minute hands.
3. After the time has been set, push the crown back to the normal position.

*24H hand moves linked with the centre Hour and Minute hand.

WWW.SEVENFRIDAY.COM

All rights reserved to SEVENFRIDAY®, unless stated otherwise, this manual is forbidden to be duplicated, published or modified for any purpose or reason.