

Featuring  
Revolutionary  
Toyota™  
Technology



# LT – A627.6+2

## 8 Seat Deluxe Transport Vehicle

The A627.6+2 is used extensively as a general purpose people mover in gated communities, caravan parks & lifestyle resorts, theme parks, retirement villages, hotels, airports and industrial complexes. Accommodating 8 adults in comfort, the A627.6+2 provides efficient, reliable and durable transport and is equipped with 6 forward facing seats and a folding rear seat that converts to a flat cargo deck. A variety of optional extras are available including custom all-weather enclosures for protection from the elements. The powerful AC MOTOR matched to the new ADVANCED TOYOTA controller allows adjustable speeds of up to 20 Kph. .







### Outstanding Specifications & Exceptional Warranty

Based on advanced German engineering and design all e-car models feature the industry's leading U.S.A. and European brand electrical and mechanical components and are backed by an exceptional warranty.

**2 YEARS** on electrical and mechanical components

**2 YEARS** on batteries

### Choice of Six Standard Colours

-   
Metallic Green
-   
Metallic Champagne
-   
Arctic White
-   
Metallic Dark Blue
-   
Metallic Burgundy
-   
Metallic Black

\* Other Colours available by Special Order ( Minimum Quantities may apply)

## SPECIFICATIONS: LT-627.6+2

### Key Components

Battery	6x ECAR 8V 150AH Maintenance Free Gel Batteries
Motor	48V 4.0 kw AC Motor
Controller	Toyota 350A AC Controller
Charger	Premium ECAR 25 AMP On-Board Charger & State of Charge Indicator
Transaxle	16:1 Gear Ratio

### Performance

Passenger Capacity	8- Person
Range	80 - 90km
Max. speed	Adjustable up to Max of 20 Kph
Min. Turning Radius	5.3 m
Max. Climbing ability ( Loaded)	10 %
Brake Distance	=<6 m



### Dimensions

Overall Dimensions: LWH (mm)	4290 x 1200 x 1890
Min. Ground Clearance (mm)	110 mm
Gross Weight (with Batteries)	708 kgs

### Electrical System

Lighting System	Headlights, Taillights, Brake Lights and Turn Signals with Indicator Stalk
Reversing Alarm	Reversing Buzzer & Horn

### Steering and Suspension

Steering System	Self Adjusting, permanently lubricated rack and pinion with sealed tie rods
Service Brake	4 Wheel Hydraulic Disk Brakes
Park Brake	Automatic Electronic Park Brake
Accelerator	Electric Accelerator
Suspension System	Automotive style fully independent with helical springs over hydraulic struts
Wheels	10 Inch Alloy Mag Wheels

### Body & Frame

Frame	Welded High Yield Strength tubular steel
Body	"P.P" Alloy Automatic Industrial Special Plastic
Windshield	Hinged Fold down windshield
Seat Cushion	Black Vinyl Seats
Dashboard	Key Switch, 12 Volt Dual USB Port
Roof	PP Plastic injection, painted to match body
Mirrors	Two Wing Mirrors with centre rear view mirror

### Other Standard Inclusions

Speedometer, State of Charge Meter and Odometer  
 Retractable lap Seat Belts  
 Front Basket  
 Front Brushguard  
 Flip Flop Rear Seat ( Flat Cargo Deck)

### Optional Extras (Additional Costs Apply)

Locally Made Custom All Weather Enclosures  
 Roof Mounted Rotating Amber Light  
 Flip Flop Seat with Under seat storage tray

