

Featuring  
Revolutionary  
**Toyota™**  
Technology



# LT-A627.2.G

## 2 Seat Golf Vehicle - Raised Suspension

The SUPERIOR AC POWERED e-CAR "627 SERIES" Golf Cart is the newest, most advanced Cart on the market. This high powered Golf Cart is the ultimate choice for an enjoyable and stress free round of golf. Packed with the deluxe package features it is equally enjoyable cruising through your gated community. The lights, indicators and horn are all accommodated on the steering column in a new, state of the art stalk, for convenience and comfort. The powerful AC MOTOR matched to the new ADVANCED TOYOTA controller allows adjustable speeds of up to 30 Kph. This vehicle features a raised suspension with 20 Inch Aggressive tyres.







### Outstanding Specifications & Exceptional Warranty

Based on advanced German engineering and design all e-car models feature the industry's leading U.S.A. and European brand electrical and mechanical components and are backed by an exceptional warranty.

**2 YEARS** on electrical and mechanical components

**2 YEARS** on batteries

### Choice of Six Standard Colours

-   
Metallic Green
-   
Metallic Champagne
-   
Arctic White
-   
Metallic Dark Blue
-   
Metallic Burgundy
-   
Metallic Black

\* Other Colours available by Special Order ( Minimum Quantities may apply)

## SPECIFICATIONS: LT-627.2.G

### Key Components

Battery	6x ECAR 8V 150AH Maintenance Free Gel Batteries
Motor	48V 4.0 kw AC Motor
Controller	Toyota 350A AC Controller
Charger	Premium ECAR 25 AMP On-Board Charger & State of Charge Indicator
Transaxle	16:1 Gear Ratio

### Performance

Passenger Capacity	2- Person
Range	80 - 100km
Max. speed	Adjustable up to Max of 30 Kph
Min. Turning Radius	3.8 m
Max. Climbing ability ( Loaded)	25 %
Brake Distance	=<6 m



### Dimensions

Overall Dimensions: LWH (mm)	2430 x 1310 x 2059
Min. Ground Clearance (mm)	165 mm
Gross Weight (with Batteries)	520 kgs

### Electrical System

Lighting System	Headlights, Taillights, Brake Lights and Turn Signals with Indicator Stalk
Reversing Alarm	Reversing Buzzer & Horn

### Steering and Suspension

Steering System	Self Adjusting, permanently lubricated rack and pinion with sealed tie rods
Service Brake	Mechanical self adjusting rear drum brakes
Park Brake	Automatic Electronic Park Brake
Accelerator	Electric Accelerator
Suspension System	Automotive style fully independent with helical springs over hydraulic struts
Wheels	10 Inch Alloy Mag Wheels with 20 Inch Tyres

### Body & Frame

Frame	Welded High Yield Strength tubular steel
Body	"P.P" Alloy Automatic Industrial Special Plastic
Windshield	Hinged Fold down windshield
Seat Cushion	Black Vinyl Seats
Dashboard	Key Switch, 12 Volt Dual USB Port
Roof	PP Plastic injection, painted to match body
Mirrors	Two Wing Mirrors with Centre rear view mirror

### Other Standard Inclusions

Speedometer, State of Charge Meter and Odometer  
Front Basket  
Front Brushguard

### Optional Extras (Additional Costs Apply)

Locally Made Custom All Weather Enclosures  
Roof Mounted Rotating Amber Light  
Retractable Lap Seat Belts

