



PORCELAIN & CERAMIC
FLOOR TILE

PAGE	COLLECTION	SIZE	MOSAIC	TRIM
11	ACCESS	12"x24" 18"x35"	✓	✓
13	ACTION	11"x23"		✓
15	ALBERO	8"x24"		
17	ALCHEMY	12"x24" 24"x24"	✓	
19	ALPHA	12"x24" 13"x13"	✓	✓
21	ALPINE	6"x35"		
23	AMBIANCE	12"x24"	✓	✓
25	ANGELES	9"x47"		
27	ANTHEM	12"x12" 13"x23" 18"x18"	✓	✓
29	ARCHIVE	11"x23"	✓	✓
31	ATTIC	6"x24"		
33	BARN	6"x35"		
35	BEACH HOUSE	8"x34"		
37	BEACH WOOD	8"x34"		
39	BLUE EMOTION	12"x24" 18"x35"	✓	✓
41	BORIGNI	12"x23" 18"x35" 35"x35"	✓	✓
43	BRISTOL	13"x13" 18"x18"		✓
45	CABIN	6"x24"		
47	CABO	12"x24" 13"x13" 17"x17"	✓	✓
49	CADIZ	13"x24" 16"x16"	✓	✓
51	CAIRO	16"x16"	✓	✓
53	CANVAS	12"x24"	✓	✓
55	CASSERO	12"x24" 24"x24" 24"x47"		✓
57	CHEMISTRY	12"x24"	✓	✓
59	CHIADO	12"x24" 13"x13" 20"x20"	✓	✓
61	CHRONICLE	12"x24"	✓	✓
63	CITADEL	12"x24"	✓	✓
65	CITIZEN	12"x24" 24"x24" 24"x47"	✓	✓
67	CIUDAD	12"x24"	✓	✓

PAGE	COLLECTION	SIZE	MOSAIC	TRIM
69	CONTESSA	12"x24" 13"x13" 18"x18"	✓	✓
71	COSMOPOLITAN	12"x24"	✓	✓
73	COSTA	12"x12" 13"x23"	✓	✓
75	COUNTRY	6"x24"		✓
77	CRYSTAL	32"x32"		
79	DESIGN	9"x9"		
81	DOWNTOWN	6"x35"		
83	DUNHAM	12"x23" 23"x47"	✓	✓
85	DUOMO	12"x24" 13"x13" 24"x24"	✓	✓
87	ESPLANADE	12"x24" 17"x35"	✓	✓
89	EURASIA	12"x24"	✓	✓
91	EXPANSE	39"x118" 47"x95" 59"x118" 63"x126"		
95	EXPLORER	6"x35" 12"x24" 13"x13" 18"x18"	✓	✓
97	FACADE	12"x24" 18"x36"	✓	✓
99	GATEWAY	12"x24" 13"x13" 20"x20"	✓	✓
101	GIZA	12"x24" 13"x13" 18"x18"	✓	✓
103	GROVE	6"x24"		
105	HANGAR	12"x23" 23"x47" 31"x31" 63"x126"	✓	✓
107	HAVANA	12"x12" 13"x23" 18"x18"	✓	✓
109	HOLLYWOOD	8"x47"		
111	LARCHMONT	6"x24"		
113	LATITUDE	12"x24"	✓	✓
115	LEGACY	8"x47"		
117	LUCERNE	13"x13" 20"x20"	✓	✓

PAGE	COLLECTION	SIZE	MOSAIC	TRIM
119	MADERA	6"x35" 12"x24"		✓
121	METAPHOR	3"x12"		
123	MILESTONE	12"x24" 24"x47"	✓	✓
125	MODENA	6"x35"		
127	MOKUZAI	8"x39"		
129	MOOD	12"x24" 23"x47" 29"x29"		
131	MOTION	12"x24"	✓	✓
133	NETWORK	12"x24" 24"x47" 31"x31"		
135	NEWBERRY	2"x11" 4"x8" 8"x8" 8"x16" 10"x11" 16"x16"		✓
137	NEWPORT	12"x24"	✓	✓
139	NOVA	12"x24"		✓
141	ORCHARD	8"x47"		
143	OUTPOST	12"x24" 24"x47"		
145	PALADINO	12"x24" 24"x24"	✓	✓
147	PARK AVENUE	32"x32"		✓
149	PENINSULA	8"x32" 16"x32" 24"x47"		
151	PERSPECTIVE	12"x24"	✓	✓
153	PIETRE DEL NORD	12"x24" 24"x24"		✓
155	POCONO	6"x24" 6"x36"		
157	PORCH	6"x47" 8"x47" 12"x47"		
159	PORTO	12"x24" 24"x24" 32"x32"	✓	✓
161	POTENZA	12"x24" 13"x13" 18"x18"	✓	✓
163	QUEST	12"x24" 32"x32"	✓	✓

PAGE	COLLECTION	SIZE	MOSAIC	TRIM
165	RANCH	8"x35" 12"x24"	✓	✓
167	REALM	12"x24" 13"x13" 20"x20"	✓	✓
169	RESERVA	12"x24" 13"x13" 18"x18"		✓
171	RESIDENZA	12"x23" 23"x23"	✓	✓
173	RHAPSODY	13"x13"		
175	SANCTUARY	8"x39"		
177	SANDSTORM	12"x24"	✓	✓
179	SILHOUETTE	12"x24"	✓	✓
181	SPECULAR	12"x12"		✓
183	ST. MORITZ II	12"x24"	✓	✓
185	STADIUM	12"x24"	✓	✓
187	STRANDS	12"x24"	✓	✓
189	STYLE	6"x24" 12"x24" 24"x24" 24"x47"	✓	✓
191	SWISS	12"x24" 24"x47" 32"x32"	✓	✓
193	TECHNIQUE	12"x24"		✓
195	TERAZIO	12"x24" 24"x24"		✓
197	TERRANE	12"x24"	✓	✓
199	TESOLA	12"x12" 18"x18"	✓	✓
201	THEORY	8"x45"		
203	THREAD	12"x24"	✓	✓
205	TOLEDO	13"x13" 17"x17"	✓	✓
207	TOPANGA	12"x12" 13"x23" 18"x18"	✓	✓
209	TROVATA	12"x24" 13"x13" 20"x20"	✓	✓
211	UDDO	8"x24"		
213	UPTOWN	12"x24" 18"x35" 24"x24"	✓	✓
215	VELOCITY	17"x35"		

PAGE	COLLECTION	SIZE	MOSAIC	TRIM
217	VIRTUE	17"x17"	✓	✓
219	WOODWORK	6"x24" 6"x39"		✓
221	XTRA	12"x47" 24"x24"		
223	ZEPHYR	8"x35"	✓	



ACCESS™

Glazed Porcelain


Access™ brings the classic aesthetic of sandstone to life through dynamic patterning. High-definition swathes of color shift across the tile for visual movement. Cool tones in a matte finish lend an approachable sense of modernity.

4 Colors | 2 Sizes | 3/8" Thickness



All Colors Available in Sizes 18"x35", 12"x24"

Mosaics





Path 2"x2" on 12"x12" Mesh

Route 2"x2" on 12"x12" Mesh

Tour 2"x2" on 12"x12" Mesh

Voyage 2"x2" on 12"x12" Mesh

Sizes & Trim					Technical Specifications								
Tile thickness could vary based on size. Larger format tiles will have a higher thickness.					Test Method	Abrasion Resistance C1027	Breaking Strength C648	Chemical Resistance C650	Water Absorption C373	DCOF ANSI A137.1	Freeze-Thaw Cycling C1026	Scratch Hardness MOHS	Shade Variation Rating
 18"x35" 17.72' x 35.43"  12"x24" 11.81' x 23.62"  12"x12" Mesh 11.73' x 11.73"  3"x12" Floor SBN					Results	IV	≥ 400 lbf	Resistant	≤ .50%	≥ .50	Resistant	7	V3

Grout joint recommendation: 1/8"

Green Friendly: VOC None | Recycled Content 3% Pre-Consumer, 0% Post-Consumer

ACTION™

Glazed Body Match Porcelain

Action™ uses high-definition printing to recreate veincut marble in a modern color palette with a beautiful polished finish. All colors are available in a matte finish in our Motion™ series.

3 Colors | 1 Size | 3/8" Thickness



All Colors Available in Size 11"x23"

The beauty of high gloss or polished products may be susceptible to scratching that is more visible on the surface of the tile.

Sizes & Trim		Technical Specifications							
Tile thickness could vary based on size. Larger format tiles will have a higher thickness.		Test Method Abrasion Resistance C1027	Breaking Strength C648	Chemical Resistance C650	Water Absorption C373	DCOF ANSI A137.1	Freeze-Thaw Cycling C1026	Scratch Hardness MOHS	Shade Variation Rating
 <p>11" x 23" 11.42" x 23.23"</p> <p>3" x 23" Floor SBN</p>		V	> 500 lbf	Resistant	≤ .50%	< .42	Resistant	7	V4

Grout joint recommendation: 1/8"

Green Friendly: VOC None | Recycled Content 20% Pre-Consumer, 0% Post-Consumer



ALBERO™

Glazed Ceramic

Albero™ skillfully incorporates the visual features of wood in glazed ceramic tile. Bringing to life the warmth and cozy feeling of natural wood, it is offered in natural earthy colors and a standard wood plank size.

4 Colors | 1 Size | 5/16" Thickness



All Colors Available in Size 8"x24"

Sizes & Trim		Technical Specifications								
Tile thickness could vary based on size. Larger format tiles will have a higher thickness.		Test Method	Abrasion Resistance C1027	Breaking Strength C648	Chemical Resistance C650	Water Absorption C373	DCOF ANSI A137.1	Freeze-Thaw Cycling C1026	Scratch Hardness MOHS	Shade Variation Rating
		Results	Check Website	Check Website	Check Website	Check Website	Check Website	Check Website	Check Website	V2

Grout joint recommendation: 3/16"

Green Friendly: VOC None | Recycled Content 0% Pre & Post-Consumer

ALCHEMY™

Glazed Porcelain Metallic Glaze

Alchemy™ features the characteristics of patina metal for a contemporary urban appeal. High color and texture variation create visual intrigue on the floor plane. Pair the available sizes for a one-of-a-kind layout.



2 Colors | 2 Sizes | 3/8" Thickness



All Colors Available in Sizes 24"x24", 12"x24"


Mosaics



Copper Linear on 12"x19" Mesh



Silver Linear on 12"x19" Mesh



Mosaic Blend 2"x2" on 12"x12" Mesh

Sizes & Trim				Technical Specifications								
Tile thickness could vary based on size. Larger format tiles will have a higher thickness.				Test Method	Abrasion Resistance C1027	Breaking Strength C648	Chemical Resistance C650	Water Absorption C373	DCOF ANSI A137.1	Freeze-Thaw Cycling C1026	Scratch Hardness MOHS	Shade Variation Rating
 24"x24" 23.60"x23.60"	 12"x24" 11.70"x23.60"	 12"x19" Mesh 12.41"x18.98"	 12"x12" Mesh 11.81"x11.81"	Results	IV	≥ 500 lbf	Resistant	≤ .50%	< .42	Resistant	6	V4

Grout joint recommendation: 1/8"

Green Friendly: VOC None | Recycled Content 3% Pre-Consumer, 0% Post-Consumer



ALPHA™


Glazed Ceramic

Alpha™ replicates the simple look of concrete in three colors and coordinating mosaics. A matte finish in various shapes and sizes enables flexible design solutions for floor and wall applications.

3 Colors | 2 Sizes | 5/16" Thickness



Silver




Ivory




Gray

All Colors Available in Sizes 13"x13", 12"x24"

Mosaics



Silver 2"x2" on 13"x13" Mesh



Ivory 2"x2" on 13"x13" Mesh



Gray 2"x2" on 13"x13" Mesh

Sizes & Trim				Technical Specifications								
Tile thickness could vary based on size. Larger format tiles will have a higher thickness.				Test Method	Abrasion Resistance C1027	Breaking Strength C648	Chemical Resistance C650	Water Absorption C373	DCOF ANSI A137.1	Freeze-Thaw Cycling C1026	Scratch Hardness MOHS	Shade Variation Rating
 13"x13" 13.07"x13.07"	 12"x24" 11.81"x23.62"	 13"x13" Mesh 13.11"x13.11"	 3"x13" Floor SBN	Results	III	≥ 250 lbf	Non-Resistant	≤ .50%	≥ .60	Non-Resistant	6	V2

Grout joint recommendation: 3/16"


Green Friendly: VOC None | Recycled Content 0% Pre & Post-Consumer

ALPINE™

Glazed Porcelain

Alpine™ adds a modern touch to a classic, wood-like appearance in both commercial and residential applications in a durable glazed body match porcelain tile.

6 Colors | 1 Size | 5/16" Thickness



All Colors Available in Size 6"x35"

Sizes & Trim		Technical Specifications							
Tile thickness could vary based on size. Larger format tiles will have a higher thickness.		Test Method Abrasion Resistance C1027	Breaking Strength C648	Chemical Resistance C650	Water Absorption C373	DCOF ANSI A137.1	Freeze-Thaw Cycling C1026	Scratch Hardness MOHS	Shade Variation Rating
		IV	≥ 700 lbf	Resistant	≤ .50%	> .70	Resistant	7	V2

Grout joint recommendation: 3/16"

Green Friendly: VOC None | Recycled Content 0% Pre & Post-Consumer

AMBIANCE™

Glazed Porcelain

Ambiance™ brings the timeless look of polished and honed limestone in a highly durable porcelain tile. Small-scale veining creates a quiet brushed aesthetic, reminiscent of layers of earth used to create marble. Matte and polished finishes allow Ambiance™ to lend either striking or subtle sophistication to a space.

3 Colors | 1 Size | 3/8" Thickness



Cayman



Fiji



Galapagos

All Colors Available in Size 12"x24" | All Colors Available in Matte and Polished Finish

Mosaics



Coast Blend on 10"x12" Mesh

The beauty of high gloss or polished products may be susceptible to scratching that is more visible on the surface of the tile.

Sizes & Trim					Technical Specifications								
Tile thickness could vary based on size. Larger format tiles will have a higher thickness.					Test Method	Abrasion Resistance C1027	Breaking Strength C648	Chemical Resistance C650	Water Absorption C373	DCOF ANSI A137.1	Freeze-Thaw Cycling C1026	Scratch Hardness MOHS	Shade Variation Rating
 12"x24" 11.73"x23.62"	 10"x12" Mesh 9.84"x11.73"	 3"x12" Floor SBN	 6"x12" Cove Base	 1"x6" Cove Base Corner Out	Results	IV	≥ 600 lbf	Resistant	≤ .50%	Matte ≥ .70 Polish < .42	Resistant	7	V2

Grout joint recommendation: 1/8"

Green Friendly: VOC None | Recycled Content 0% Pre & Post-Consumer

ANGELES™


Glazed Porcelain

Angeles™ celebrates the beauty of nature using high-definition graphic technology to mimic the unique gradations and variances found in natural wood.

4 Colors | 1 Size | 7/16" Thickness



All Colors Available in Size 9"x47"

Sizes & Trim		Technical Specifications							
Tile thickness could vary based on size. Larger format tiles will have a higher thickness.		Test Method Abrasion Resistance C1027	Breaking Strength C648	Chemical Resistance C650	Water Absorption C373	DCOF ANSI A137.1	Freeze-Thaw Cycling C1026	Scratch Hardness MOHS	Shade Variation Rating
 <p>9" x 47" 9.17" x 47.24"</p>		III	≥ 300 lbf	Resistant	≤ .50%	≥ .60	Resistant	7	V3

Grout joint recommendation: 3/16"

Green Friendly: VOC None | Recycled Content 0% Pre & Post-Consumer

ANTHEM™

Glazed Ceramic

Anthem™ embodies the minimalist effects of limestone with abstract movement in a durable ceramic tile. Exploring the boundaries of what limestone-like shading can evoke, Anthem's earthy tones result in a cool, contemporary surface.

3 Colors | 3 Sizes | 5/16" Thickness



White




Sand




Gray

All Colors Available in Sizes 18"x18", 13"x23", 12"x12"

Mosaics



White 2"x2" on 12"x12" Mesh



Sand 2"x2" on 12"x12" Mesh



Gray 2"x2" on 12"x12" Mesh

Sizes & Trim					Technical Specifications								
Tile thickness could vary based on size. Larger format tiles will have a higher thickness.					Test Method	Abrasion Resistance C1027	Breaking Strength C648	Chemical Resistance C650	Water Absorption C373	DCOF ANSI A137.1	Freeze-Thaw Cycling C1026	Scratch Hardness MOHS	Shade Variation Rating
 18"x18" 17.60"x17.60"	 13"x23" 12.68"x22.56"	 12"x12" 12.28"x12.28"	 12"x12" Mesh 12.28"x12.28"	 3"x12" Floor SBN	Results	IV	≥ 250 lbf	Non-Resistant	> 5%	< .42	Non-Resistant	7	V2

Grout joint recommendation: 3/16"

Green Friendly: VOC None | Recycled Content 0% Pre & Post-Consumer

ARCHIVE™

Glazed Porcelain

Archive™ is inspired by the structural movement of veincut marble. Bold lines and color variation bring heightened contrast to draw in the eye. All colors are available in a matte finish in our Chronicle™ series.

3 Colors | 1 Size | 3/8" Thickness



All Colors Available in Size 11"x23"

Mosaics






Era 2"x2" on 12"x12" Mesh

Memoir 2"x2" on 12"x12" Mesh

Record 2"x2" on 12"x12" Mesh

The beauty of high gloss or polished products may be susceptible to scratching that is more visible on the surface of the tile.

Sizes & Trim				Technical Specifications								
Tile thickness could vary based on size. Larger format tiles will have a higher thickness.				Test Method	Abrasion Resistance C1027	Breaking Strength C648	Chemical Resistance C650	Water Absorption C373	DCOF ANSI A137.1	Freeze-Thaw Cycling C1026	Scratch Hardness MOHS	Shade Variation Rating
				Results	III	≥ 350 lbf	Resistant	≤ .50%	< .42	Resistant	9	V3
11"x23" 11.42" x 23.23"	12"x12" Mesh 11.69" x 11.69"	3"x23" Floor SBN										

Grout joint recommendation: 1/8"

Green Friendly: VOC None | Recycled Content 0% Pre & Post-Consumer



ATTIC™

Glazed Ceramic

Inspired by reclaimed wood, Attic™ reproduces the material's three-dimensional graphic details with astonishing realism. With its aged aesthetic, the collection has an eclectic industrial look typical of modern farmhouse living spaces.

3 Colors | 1 Size | 5/16" Thickness



All Colors Available in Size 6"x24"

Sizes & Trim Tile thickness could vary based on size. Larger format tiles will have a higher thickness.		Technical Specifications							
<p>6"x24" 6.10"x23.50"</p>	Test Method Abrasion Resistance C1027	Breaking Strength C648	Chemical Resistance C650	Water Absorption C373	DCOF ANSI A137.1	Freeze-Thaw Cycling C1026	Scratch Hardness MOHS	Shade Variation Rating	
	Check Website	Check Website	Check Website	Check Website	Check Website	Check Website	Check Website	V3	

Grout joint recommendation: 3/16"

Green Friendly: VOC None | Recycled Content 0% Pre & Post-Consumer



BARN™
Glazed Porcelain

Barn™ embraces the simple beauty of rustic, painted wood planks in rich, natural colors. Look beyond your floors by adding this series to your walls, creating a unique space.

3 Colors | 1 Size | 3/8" Thickness



All Colors Available in Size 6"x35"

SIZES & TRIM		TECHNICAL SPECIFICATIONS							
Tile thickness could vary based on size. Larger format tiles will have a higher thickness.		Test Method Abrasion Resistance C1027	Breaking Strength C648	Chemical Resistance C650	Water Absorption C373	DCOF ANSI A137.1	Freeze-Thaw Cycling C1026	Scratch Hardness MOHS	Shade Variation Rating
 <p>6" x 35" 5.91" x 35.43"</p>		IV	≥ 650 lbf	Resistant	≤ .50%	≥ .55	Resistant	9	V2

Grout joint recommendation: 3/16"

Green Friendly: VOC None | Recycled Content 0% Pre & Post-Consumer





BEACH HOUSE™

Glazed Porcelain

Beach House™ is an ode to the beautiful biodiversity of the sweeping Amazon rainforest. Coordinate this breath-taking series with Beach Wood™ for a distinct look and rich detail.

3 Colors | 1 Size | 3/8" Thickness



All Colors Available in Size 8"x34"

SIZES & TRIM		TECHNICAL SPECIFICATIONS							
Tile thickness could vary based on size. Larger format tiles will have a higher thickness.		Test Method Abrasion Resistance C1027	Breaking Strength C648	Chemical Resistance C650	Water Absorption C373	DCOF ANSI A137.1	Freeze-Thaw Cycling C1026	Scratch Hardness MOHS	Shade Variation Rating
<p>8" x 34" 8.15" x 33.98"</p>		IV	≥ 550 lbf	Resistant	≤ .50%	≥ .55	Resistant	7	V3

Grout joint recommendation: 3/16"

Green Friendly: VOC None | Recycled Content 3% Pre-Consumer, 5% Post-Consumer





BEACH WOOD™

Glazed Porcelain

Beach Wood™ breathes life into contemporary surfaces in the form of wood look panels. Beach Wood™ consists of distinct wooden tones which evoke rich detail and texture across a variety of faces. Coordinate this series with Beach House™ for a distinct look and design.

3 Colors | 1 Size | 3/8" Thickness



All Colors Available in Size 8"x34"

Sizes & Trim		Technical Specifications							
Tile thickness could vary based on size. Larger format tiles will have a higher thickness. <div style="border: 1px solid black; width: 100px; height: 40px; margin: 10px auto;"></div> 8" x 34" 8.15" x 33.98"		Test Method Abrasion Resistance C1027	Breaking Strength C648	Chemical Resistance C650	Water Absorption C373	DCOF ANSI A137.1	Freeze-Thaw Cycling C1026	Scratch Hardness MOHS	Shade Variation Rating
		IV	≥ 550 lbf	Resistant	≤ .50%	≥ .55	Resistant	7	V3

Grout joint recommendation: 3/16"

Green Friendly: VOC None | Recycled Content 3% Pre-Consumer, 5% Post-Consumer



BLUE EMOTION™

Glazed Body Match Porcelain

Inspired by the dark and vivid look of Belgian bluestone, Blue Emotion™ offers cool gray color tones in trending sizes and mosaics. Combine with the flamed colors to achieve endless designs.

5 Colors | 2 Sizes | 3/8" Thickness



Light




Gray



Dark

All Colors Available in Sizes 18"x35", 12"x24"



Gray Flamed



Dark Flamed

All Flamed Colors Available in Size 12"x24"

Mosaics



Light 2"x2" on 12"x12" Mesh



Gray 2"x2" on 12"x12" Mesh



Dark 2"x2" on 12"x12" Mesh

Sizes & Trim				Technical Specifications								
Tile thickness could vary based on size. Larger format tiles will have a higher thickness.				Test Method	Abrasion Resistance C1027	Breaking Strength C648	Chemical Resistance C650	Water Absorption C373	DCOF ANSI A137.1	Freeze-Thaw Cycling C1026	Scratch Hardness MOHS	Shade Variation Rating
 18"x35" 17.72' x 35.43"	 12"x24" 11.81' x 23.62"	 12"x12" Mesh 11.81' x 11.81'	 3"x12" Floor SBN	Results	IV	≥ 600 lbf	Resistant	≤ .50%	≥ .42 ≥ .60 Flamed	Resistant	7	V3

Grout joint recommendation: 1/8"

Green Friendly: VOC None | Recycled Content 0% Pre & Post-Consumer

BORIGNI™

Glazed Body Match Porcelain

Borigni™ is a glazed body match porcelain with an industrial, urban aesthetic. Replicating the look of concrete in a variety of sizes, patterns and mosaics, leading your space seamlessly from indoor to outdoor.

4 Colors | 3 Sizes | 3/8" Thickness




All Colors Available in Sizes 35"x35", 18"x35", 12"x23"

Diagonal Patterns & Mosaics



White 18"x35" Beige 18"x35" Gray 18"x35" Black 18"x35"



White 2"x2" on 12"x12" Mesh Beige 2"x2" on 12"x12" Mesh Gray 2"x2" on 12"x12" Mesh Black 2"x2" on 12"x12" Mesh

All Diagonal Colors are Available in Left & Right

Sizes & Trim					Technical Specifications								
Tile thickness could vary based on size. Larger format tiles will have a higher thickness.					Test Method	Abrasion Resistance C1027	Breaking Strength C648	Chemical Resistance C650	Water Absorption C373	DCOF ANSI A137.1	Freeze-Thaw Cycling C1026	Scratch Hardness MOHS	Shade Variation Rating
35"x35" 35.18"x35.18"	18"x35" 17.54"x35.15"	12"x23" 11.67"x23.43"	12"x12" Mesh 11.81"x11.81"	3"x12" Floor SBN	Results	IV	≥ 250 lbf	Resistant	≤ .50%	> .55	Resistant	5	V2

Grout joint recommendation: 1/8"

Green Friendly: VOC None | Recycled Content 0% Pre & Post-Consumer



BRISTOL™

Glazed Ceramic

Bristol™ is inspired by the rustic texture and layered characteristics of travertine. High-definition color placement of tonal neutrals creates the photorealistic depth of a true cleft surface.

3 Colors | 2 Sizes | 5/16" Thickness



Ashton






Blaise



Concorde

All Colors Available in Sizes 18"x18", 13"x13"

Sizes & Trim			Technical Specifications								
<p>Tile thickness could vary based on size. Larger format tiles will have a higher thickness.</p>  <p>18"x18" 17.72"x17.72"</p>  <p>13"x13" 12.99"x12.99"</p>  <p>3"x13" Floor SBN</p>			Test Method	Abrasion Resistance C1027	Breaking Strength C648	Chemical Resistance C650	Water Absorption C373	DCOF ANSI A137.1	Freeze-Thaw Cycling C1026	Scratch Hardness MOHS	Shade Variation Rating
			Results	IV	≥ 250 lbf	Non-Resistant	≤ 5%	≥ .65	Non-Resistant	7	V3

Grout joint recommendation: 3/16"

Green Friendly: VOC None | Recycled Content 0% Pre & Post-Consumer



CABIN™

Glazed Porcelain

Cabin™ beautifully replicates the subtle brushed look of wood in durable glazed porcelain tile. Offered in neutral earthy colors to compliment your space.

3 Colors | 1 Size | 5/16" Thickness



All Colors Available in Size 6"x24"

Sizes & Trim		Technical Specifications								
Tile thickness could vary based on size. Larger format tiles will have a higher thickness.		Test Method	Abrasion Resistance C1027	Breaking Strength C648	Chemical Resistance C650	Water Absorption C373	DCOF ANSI A137.1	Freeze-Thaw Cycling C1026	Scratch Hardness MOHS	Shade Variation Rating
		Results	Check Website	Check Website	Check Website	Check Website	Check Website	Check Website	Check Website	V3

Grout joint recommendation: 3/16"

Green Friendly: VOC None | Recycled Content 0% Pre & Post-Consumer



CABO™
Glazed Ceramic

Cabo™ features crackled, subtle movement to emulate the details of natural travertine. Colors of warm and cool neutrals reflect a relaxed, coastal feel. Varied tile sizes invite a range of applications.

3 Colors | 3 Sizes | 5/16" Thickness



Shore



Coast



Ocean

All Colors Available in Sizes 17"x17", 13"x13", 13"x23"

Mosaics



Shore 2"x2" on 13"x13" Mesh



Coast 2"x2" on 13"x13" Mesh



Ocean 2"x2" on 13"x13" Mesh

Sizes & Trim					Technical Specifications								
Tile thickness could vary based on size. Larger format tiles will have a higher thickness.					Test Method	Abrasion Resistance C1027	Breaking Strength C648	Chemical Resistance C650	Water Absorption C373	DCOF ANSI A137.1	Freeze-Thaw Cycling C1026	Scratch Hardness MOHS	Shade Variation Rating
 17"x17" 17.26"x17.26"	 13"x13" 13.07"x13.07"	 13"x23" 12.68"x22.56"	 13"x13" Mesh 13.11"x13.11"	 3"x13" Floor SBN	Results	IV	≥ 450 lbf	Non-Resistant	≤ 7%	≥ .60	Non-Resistant	7	V2

Grout joint recommendation: 3/16"

Green Friendly: VOC None | Recycled Content 0% Pre & Post-Consumer



CADIZ™
Glazed Ceramic


Cadiz™ captures the look of stone in subtle detail. Complimenting mosaics in each color provide multiple design options for your space.

3 Colors | 2 Sizes | 5/16" Thickness



All Colors Available in Sizes 16"x16", 13"x24"

Mosaics



Algar 2"x2" on 13"x13" Mesh

Espera 2"x2" on 13"x13" Mesh

Gastor 2"x2" on 13"x13" Mesh

Sizes & Trim				Technical Specifications								
Tile thickness could vary based on size. Larger format tiles will have a higher thickness.				Test Method	Abrasion Resistance C1027	Breaking Strength C648	Chemical Resistance C650	Water Absorption C373	DCOF ANSI A137.1	Freeze-Thaw Cycling C1026	Scratch Hardness MOHS	Shade Variation Rating
 16"x16" 16.06"x16.06"	 13"x24" 12.64"x24.29"	 13"x13" Mesh	 3"x13" Floor SBN	Results	Check Website	Check Website	Check Website	Check Website	Check Website	Check Website	Check Website	V2


Grout joint recommendation: 3/16"

Green Friendly: VOC None | Recycled Content 0% Pre & Post-Consumer




CAIRO™
Glazed Ceramic

Inspired by subtle layers and veining in natural limestone, Cairo™ showcases this elegant aesthetic through the use of high-definition printing in glazed ceramic tile.



All Colors Available in Size 16"x16"




Mosaics



Baris 2"x2" on 13"x13" Mesh

Dakhla 2"x2" on 13"x13" Mesh

Siwa 2"x2" on 13"x13" Mesh

<p>Sizes & Trim Tile thickness could vary based on size. Larger format tiles will have a higher thickness.</p>		<p>Technical Specifications</p>								
 16"x16" 16.06"x16.06"	 13"x13" Mesh	 3"x16" Floor SBN	<p>Test Method</p> Abrasion Resistance C1027	Breaking Strength C648	Chemical Resistance C650	Water Absorption C373	DCOF ANSI A137.1	Freeze-Thaw Cycling C1026	Scratch Hardness MOHS	Shade Variation Rating
			<p>Results</p> Check Website	Check Website	Check Website	Check Website	Check Website	Check Website	Check Website	V2

Grout joint recommendation: 3/16"



Green Friendly: VOC None | Recycled Content 0% Pre & Post-Consumer

CANVAS™

Glazed Porcelain




Canvas™ is inspired by the inviting texture and warmth of soft, woven fabrics. Cross-hatching details lend small-scale dimension. Flattering warm and cool neutrals mirror those of our favorite apparel.

5 Colors | 1 Size | 3/8" Thickness



All Colors Available in Size 12"x24"

Mosaics



Angora 2"x2" on 12"x12" Mesh

Khaki 2"x2" on 12"x12" Mesh

Linen 2"x2" on 12"x12" Mesh

Tweed 2"x2" on 12"x12" Mesh

Denim 2"x2" on 12"x12" Mesh

SIZES & TRIM			TECHNICAL SPECIFICATIONS							
Tile thickness could vary based on size. Larger format tiles will have a higher thickness.			Test Method Abrasion Resistance C1027	Breaking Strength C648	Chemical Resistance C650	Water Absorption C373	DCOF ANSI A137.1	Freeze-Thaw Cycling C1026	Scratch Hardness MOHS	Shade Variation Rating
 12"x24" 11.69" x 23.62"	 12"x12" Mesh 11.81" x 11.81"	 3"x12" Floor SBN	Results III	≥ 400 lbf	Resistant	≤ .50%	< .42	Resistant	8	V2

Grout joint recommendation: 1/8"

Green Friendly: VOC None | Recycled Content 3% Pre-Consumer, 0% Post-Consumer



CASSERO™


Glazed Body Match Porcelain

Cassero™ offers a rustic and refined concrete linear texture in glazed porcelain. The matte finish is offered in colors complementing each other and is suitable for interior and exterior applications.

4 Colors | 3 Sizes | 3/8" Thickness



All Colors Available in Sizes 24"x47", 12"x24"
 Gray and White Colors Available in 24"x24" | 3/4" Thickness (2cm)

Sizes & Trim					Technical Specifications								
Tile thickness could vary based on size. Larger format tiles will have a higher thickness.					Test Method	Abrasion Resistance C1027	Breaking Strength C648	Chemical Resistance C650	Water Absorption C373	DCOF ANSI A137.1	Freeze-Thaw Cycling C1026	Scratch Hardness MOHS	Shade Variation Rating
					Results	III	≥ 600 lbf	Resistant	≤ .50%	≥ .60	Resistant	9	V2
24"x47" 23.62"x47.24"	24"x24" 23.62"x23.62"	12"x24" 11.81"x23.62"	3"x12" Floor SBN										

Grout joint recommendation: 3/16"

Green Friendly: VOC None | Recycled Content 0% Pre & Post-Consumer

CHEMISTRY™

Glazed Porcelain Metallic Glaze

Chemistry™ features layered metallic glazes to achieve the contemporary look of oxidized metal. Copper and steel tones pair with cool neutrals for a rustic, luxe aesthetic.

3 Colors | 1 Size | 3/8" Thickness



All Colors Available in Size 12"x24"


Mosaics



White 2"x2" on 12"x12" Mesh



Brown 2"x2" on 12"x12" Mesh



Gray 2"x2" on 12"x12" Mesh

SIZES & TRIM				TECHNICAL SPECIFICATIONS							
Tile thickness could vary based on size. Larger format tiles will have a higher thickness.				Test Method Abrasion Resistance C1027	Breaking Strength C648	Chemical Resistance C650	Water Absorption C373	DCOF ANSI A137.1	Freeze-Thaw Cycling C1026	Scratch Hardness MOHS	Shade Variation Rating
 12"x24" 11.81"x23.62"	 12"x12" Mesh 11.81"x11.81"	 3"x12" Floor SBN		IV	≥ 500 lbf	Resistant	≤ .50%	< .42	Resistant	7	V3

Grout joint recommendation: 1/8"

Green Friendly: VOC None | Recycled Content 3% Pre-Consumer, 0% Post-Consumer



CHIADO™
Glazed Porcelain

Chiado™ brings the subtlety of cement to new form in porcelain tile. Neutral tones result in a cool, contemporary surface in multiple sizes to allow various applications and creative layouts.

4 Colors | 3 Sizes | 3/8" Thickness



All Colors Available in Sizes 20"x20", 13"x13", 12"x24"

Mosaics




Atolia 2"x2" on 13"x13" Mesh



Carson 2"x2" on 13"x13" Mesh



Jerome 2"x2" on 13"x13" Mesh



Midas 2"x2" on 13"x13" Mesh

Sizes & Trim					Technical Specifications								
Tile thickness could vary based on size. Larger format tiles will have a higher thickness.					Test Method	Abrasion Resistance C1027	Breaking Strength C648	Chemical Resistance C650	Water Absorption C373	DCOF ANSI A137.1	Freeze-Thaw Cycling C1026	Scratch Hardness MOHS	Shade Variation Rating
 20"x20" 19.69" x 19.69"	 13"x13" 12.99" x 12.99"	 12"x24" 11.81" x 23.62"	 13"x13" Mesh 12.99" x 12.99"	 3"x13" Floor SBN	Results	III	≥ 350 lbf	Resistant	≤ .50%	≥ .50	Resistant	6	V3

Grout joint recommendation: 1/8"

Green Friendly: VOC None | Recycled Content 3% Pre-Consumer, 0% Post-Consumer

CHRONICLE™

Glazed Porcelain

Chronicle™ is inspired by the universal luxury of veincut marble. Light-toned colors with high-definition variation complement any decor. All colors are available in a polished finish in our Archive™ series.



4 Colors | 1 Size | 3/8" Thickness



All Colors Available in Size 12"x24"

Mosaics



Era 2"x2" on 12"x12" Mesh



Memoir 2"x2" on 12"x12" Mesh



Record 2"x2" on 12"x12" Mesh



Script 2"x2" on 12"x12" Mesh

Sizes & Trim			Technical Specifications							
<p>Tile thickness could vary based on size. Larger format tiles will have a higher thickness.</p> <p>12"x24" 11.81"x23.62"</p> <p>12"x12" Mesh 11.69" x 11.69"</p> <p>3"x24" Floor SBN</p>			<p>Test Method</p> <p>Abrasion Resistance C1027</p>	<p>Breaking Strength C648</p>	<p>Chemical Resistance C650</p>	<p>Water Absorption C373</p>	<p>DCOF ANSI A137.1</p>	<p>Freeze-Thaw Cycling C1026</p>	<p>Scratch Hardness MOHS</p>	<p>Shade Variation Rating</p>
			<p>Results</p> <p>IV</p>	<p>≥ 850 lbf</p>	<p>Resistant</p>	<p>≤ .50%</p>	<p>≥ .60</p>	<p>Resistant</p>	<p>7</p>	<p>V2</p>

Grout joint recommendation: 3/16"

Green Friendly: VOC None | Recycled Content 4% Pre-Consumer, 0% Post-Consumer

CITADEL™

Glazed Body Match Porcelain

Citadel™ has subtle veining and a minimalistic stone look. Offered in earthy, contemporary colors and coordinating mosaics, Citadel™ is versatile and timeless.

3 Colors | 1 Size | 3/8" Thickness



All Colors Available in Size 12"x24"

Mosaics



Ivory on 12"x20" Mesh



Gray on 12"x20" Mesh



Black on 12"x20" Mesh

SIZES & TRIM		TECHNICAL SPECIFICATIONS							
<p>Tile thickness could vary based on size. Larger format tiles will have a higher thickness.</p> <p>12"x24" 11.81"x23.62"</p> <p>12"x20" Mesh 11.50"x20.20"</p> <p>3"x12" Floor SBN</p> <p>6"x12" Cove Base</p> <p>1"x6" Cove Base Corner Out</p>		<p>Test Method</p> <p>Abrasion Resistance C1027</p>	<p>Breaking Strength C648</p>	<p>Chemical Resistance C650</p>	<p>Water Absorption C373</p>	<p>DCOF ANSI A137.1</p>	<p>Freeze-Thaw Cycling C1026</p>	<p>Scratch Hardness MOHS</p>	<p>Shade Variation Rating</p>
		<p>Results</p> <p>IV</p>	<p>≥ 550 lbf</p>	<p>Resistant</p>	<p>≤ .50%</p>	<p>≥ .50</p>	<p>Resistant</p>	<p>5</p>	<p>V2</p>

Grout joint recommendation: 1/8"

Green Friendly: VOC None | Recycled Content 3% Pre-Consumer, 0% Post-Consumer



PRIMI e SECONDI (MAINS)

RAVIOLI di BURRATA 26⁰⁰
*HOME MADE RAVIOLI W. PASTA FILLING & SERVED W. SUN-DRIED-TOM & BASIL PESTO *

LINGUINE CAPESANTE 25⁰⁰
LINGUINE PASTA SERVED W. FRESH SCALLOPS ZUCCHINI FLOWERS & TOUCH OF CREAM

SCOTCH FILLET
\$12 x 100 GR.
PICK YOUR SIZE!

SALMONE GRATINATO 26⁰⁰

ONLY ORGANIC EGGS FOR OUR HOME MADE BUTTER

DOLCI (DESSERT)

TIRAMISU 12⁰⁰

APRICOT JAM TART 12⁰⁰

CHOC. & PEAR CAKE 12⁰⁰

SALAME NICOCCOLATO 12⁰⁰

AFFOGATO 7⁰⁰

CITIZEN™



Glazed Body Match Porcelain

In a return to form, Citizen™ embraces large format tiles and complementary mosaics. The timelessly classic concrete look is expressed through subtle brushed color variations of tans and grays. Visually arresting, Citizen™ achieves an unencumbered chic aesthetic on floors, walls, and a wide array of surfaces.



All Colors Available in Sizes 24"x47", 24"x24", 12"x24" | Available in Matte & Lappato Finish

Mosaics



Civilian 2"x2" on 12"x12" Mesh

Elector 2"x2" on 12"x12" Mesh

Public 2"x2" on 12"x12" Mesh

Resident 2"x2" on 12"x12" Mesh

Subject 2"x2" on 12"x12" Mesh

Sizes & Trim					Technical Specifications								
Tile thickness could vary based on size. Larger format tiles will have a higher thickness.					Test Method	Abrasion Resistance C1027	Breaking Strength C648	Chemical Resistance C650	Water Absorption C373	DCOF ANSI A137.1	Freeze-Thaw Cycling C1026	Scratch Hardness MOHS	Shade Variation Rating
 24"x47" 23.62" x 47.24"	 24"x24" 23.62" x 23.62"	 12"x24" 11.81" x 23.62"	 12"x12" Mesh	 3"x12" Floor SBN	Results	Check Website	Check Website	Check Website	Check Website	Check Website	Check Website	Check Website	

Grout joint recommendation: 3/16"

Green Friendly: VOC None | Recycled Content 0% Pre & Post-Consumer

CIUDAD™

Glazed Ceramic

Ciudad™ recreates the look of natural stone in ceramic tile using high-definition printing. Its pattern variation from tile to tile is due to its striking graphic imaging, which adds a contemporary statement to any application.

4 Colors | 1 Size | 7/16" Thickness



All Colors Available in Size 12"x24"

Mosaics



Ash 2"x2" on 12"x12" Mesh



Cream 2"x2" on 12"x12" Mesh



Taupe 2"x2" on 12"x12" Mesh



Gray 2"x2" on 12"x12" Mesh

Sizes & Trim			Technical Specifications							
Tile thickness could vary based on size. Larger format tiles will have a higher thickness.			Test Method Abrasion Resistance C1027	Breaking Strength C648	Chemical Resistance C650	Water Absorption C373	DCOF ANSI A137.1	Freeze-Thaw Cycling C1026	Scratch Hardness MOHS	Shade Variation Rating
 12" x 24" 11.81" x 23.62"	 12" x 12" Mesh 11.82" x 11.82"	 3" x 12" Floor SBN	Results III	≥ 450 lbf	Non-Resistant	≤ 7%	≥ .42	Non-Resistant	7	V2

Grout joint recommendation: 3/16"

Green Friendly: VOC None | Recycled Content 0% Pre & Post-Consumer



CONTESSA™

Glazed Porcelain

Pure, simple, relaxing, Contessa™ is a true jewel adding timeless value to any space. Inspired by the exquisite veining in marble, this exquisite line is offered in multiple sizes.

1 Color | 3 Sizes | 5/16" Thickness






Dama

All Colors Available in Sizes 18"x18", 13"x13", 12"x24"

Mosaic



Dama 2"x2" on 13"x13" Mesh

Sizes & Trim					Technical Specifications								
Tile thickness could vary based on size. Larger format tiles will have a higher thickness.					Test Method	Abrasion Resistance C1027	Breaking Strength C648	Chemical Resistance C650	Water Absorption C373	DCOF ANSI A137.1	Freeze-Thaw Cycling C1026	Scratch Hardness MOHS	Shade Variation Rating
					Results	Check Website	Check Website	Check Website	Check Website	Check Website	Check Website	Check Website	V2
18"x18" 17.72"x17.72"	13"x13" 12.99"x12.99"	12"x24" 11.81"x23.62"	13"x13" Mesh 12.60"x12.60"	3"x13" Floor SBN									

Grout joint recommendation: 3/16"

Green Friendly: VOC None | Recycled Content 0% Pre & Post-Consumer

COSMOPOLITAN™

Glazed Porcelain

Cosmopolitan™ is an artful recreation of brushed concrete. Rich colors elevate urban living with modern sensibility. An approachable matte finish allows the collection to complement a range of interior aesthetics.

Cosmopolitan™ • Steel 12" x 24"
33% Offset installation is recommended

4 Colors | 1 Size | 5/16" Thickness



Crystal



Steel



Timber



Charcoal

All Colors Available in Size 12"x24"

Mosaics




Crystal 2"x2" on 13"x13" Mesh







Steel 2"x2" on 13"x13" Mesh



Timber 2"x2" on 13"x13" Mesh



Charcoal 2"x2" on 13"x13" Mesh

SIZES & TRIM						TECHNICAL SPECIFICATIONS								
Tile thickness could vary based on size. Larger format tiles will have a higher thickness.						Test Method	Abrasion Resistance C1027	Breaking Strength C648	Chemical Resistance C650	Water Absorption C373	DCOF ANSI A137.1	Freeze-Thaw Cycling C1026	Scratch Hardness MOHS	Shade Variation Rating
 12"x24" 11.81"x23.62"						Results	IV	≥ 250 lbf	Resistant	≤ .50%	≥ .60	Resistant	7	V2
 13"x13" Mesh 13"x13"														
 3"x13" Floor SBN														
 6"x13" Cove Base														
 1"x6" Cove Base Corner Out														

Grout joint recommendation: 3/16"

Green Friendly: VOC None | Recycled Content 4% Pre-Consumer, 0% Post-Consumer

A photograph of a room with a tiled floor. The floor is covered in large, square, light-colored tiles with a subtle, natural stone pattern. In the center of the room, there is a wooden stool with a round top and a metal frame. To the left, there is a table with various objects on it, including a camera, a globe, a book, and a small container. The room is brightly lit, and the overall atmosphere is clean and modern.

COSTA™

Glazed Ceramic

Costa™ replicates the look of natural stone in glazed ceramic tile. Its subtle patterns and neutral colors will coordinate well with any space.

3 Colors | 2 Sizes | 5/16" Thickness



White




Sand




Gray

All Colors Available in Sizes 13"x23", 12"x12"

Mosaics



White 2"x2" on 12"x12" Mesh



Sand 2"x2" on 12"x12" Mesh



Gray 2"x2" on 12"x12" Mesh

Sizes & Trim				Technical Specifications							
<p>Tile thickness could vary based on size. Larger format tiles will have a higher thickness.</p> <div style="display: flex; justify-content: space-around; align-items: flex-end;"> <div style="text-align: center;"> 13"x23" 12.68"x22.54" </div> <div style="text-align: center;"> 12"x12" 12.28"x12.28" </div> <div style="text-align: center;"> 12"x12" Mesh 12.28"x12.28" </div> <div style="text-align: center;"> 3"x12" Floor SBN </div> </div>				Test Method Abrasion Resistance C1027	Breaking Strength C648	Chemical Resistance C650	Water Absorption C373	DCOF ANSI A137.1	Freeze-Thaw Cycling C1026	Scratch Hardness MOHS	Shade Variation Rating
				III	≥ 250 lbf	Non-Resistant	≤ 5%	Check Website	Non-Resistant	6	V2

Grout joint recommendation: 3/16"

Green Friendly: VOC None | Recycled Content 0% Pre & Post-Consumer

COUNTRY™



Glazed Porcelain

Country™ replicates natural wood with a lightly textured surface and subtle detail. With a neutral color palette from light to dark, Country™ is suitable in rustic or modern settings.

6 Colors | 1 Size | 3/8" Thickness



All Colors Available in Size 6"x24"

Sizes & Trim		Technical Specifications								
Tile thickness could vary based on size. Larger format tiles will have a higher thickness.		Test Method	Abrasion Resistance C1027	Breaking Strength C648	Chemical Resistance C650	Water Absorption C373	DCOF ANSI A137.1	Freeze-Thaw Cycling C1026	Scratch Hardness MOHS	Shade Variation Rating
 6" x 24" 5.90" x 23.60"		Results	III	≥ 500 lbf	Resistant	≤ .50%	≥ .60	Resistant	7	V2
 3" x 24" Floor SBN										

Grout joint recommendation: 3/16"

Green Friendly: VOC None | Recycled Content 0% Pre & Post-Consumer

CRYSTAL™

Crystallized Porcelain

The Crystal™ series emulates the look and feel of pure white marble, a moniker of luxury and elegance in a large format tile.

1 Color | 1 Size | 3/8" Thickness



White

Available in Sizes 32"x32"

Engineered quartz has an extremely high breaking strength, low water absorption rating and beautiful consistent surface finish due to its high-tech manufacturing process. However, all crystallized products may be prone to light scratching which is inadvertently enhanced by the high reflectivity of the surface finish. This characteristic is not a latent defect of the tile and will vary based on actual traffic patterns and usage.

The beauty of high gloss or polished products may be susceptible to scratching that is more visible on the surface of the tile.

SIZES & TRIM		TECHNICAL SPECIFICATIONS							
Tile thickness could vary based on size. Larger format tiles will have a higher thickness.		Test Method Deep Abrasion Resistance C1243	Breaking Strength C648	Chemical Resistance C650	Water Absorption C373	DCOF ANSI A137.1	Freeze-Thaw Cycling C1026	Scratch Hardness MOHS	Shade Variation Rating
 <p>32" x 32" 31.50" x 31.50"</p>		1	≥ 2000 lbf	Resistant	≤ .50%	< .42	Resistant	6	V1

Grout joint recommendation: 1/8"

Green Friendly: VOC None | Recycled Content 0% Pre & Post-Consumer

DESIGN™

Glazed Porcelain

Design™ is an eclectic collection of unique patterns from a distressed look with a contemporary flair to geometric patterns, offering a wide range of solutions to any space.

7 Colors | 1 Size | 5/16" Thickness



Diagram



Mural



Outline



Portrait



Sketch

All Colors Available in Size 9"x9"




Art




Available in Size 9"x9"

Art has 18 patterns, intended for random installations or accent pieces.



Form



Available in Size 9"x9"

Form has 16 patterns, intended for random installations or accent pieces.

Sizes & Trim		Technical Specifications								
Tile thickness could vary based on size. Larger format tiles will have a higher thickness.		Test Method	Abrasion Resistance C1027	Breaking Strength C648	Chemical Resistance C650	Water Absorption C373	DCOF ANSI A137.1	Freeze-Thaw Cycling C1026	Scratch Hardness MOHS	Shade Variation Rating
<p>9"x9" 9.25"x9.25"</p>		Results	IV	≥ 700 lbf	Resistant	≤ .50%	≥ .60	Resistant	7	V2

Grout joint recommendation: 1/16"

Green Friendly: VOC None | Recycled Content 0% Pre & Post-Consumer

DOWNTOWN™


Glazed Porcelain

Cool, modern and upbeat, Downtown™ skids onto the scene with trendsetting modern design achieved using high-definition printing.

5 Colors | 1 Size | 3/8" Thickness



All Colors Available in Size 6" x 35"

Sizes & Trim		Technical Specifications								
Tile thickness could vary based on size. Larger format tiles will have a higher thickness.		Test Method	Abrasion Resistance C1027	Breaking Strength C648	Chemical Resistance C650	Water Absorption C373	DCOF ANSI A137.1	Freeze-Thaw Cycling C1026	Scratch Hardness MOHS	Shade Variation Rating
 <p>6" x 35" 5.71" x 35.04"</p>		Results	III	≥ 850 lbf	Resistant	≤ .50%	≥ .50	Resistant	7	V2

Grout joint recommendation: 3/16"

Green Friendly: VOC None | Recycled Content 4% Pre-Consumer, 0% Post-Consumer

DUNHAM™

Glazed Porcelain

Dunham™ is inspired by the timeless look of Italian menswear. Dashing chevron and linear patterns bring geometric movement, while neutral, textured designs serve minimalist styles.

6 Colors | 2 Sizes | 3/8" Thickness








All Colors Available in Sizes 23"x47", 12"x23"



Available in Size 23"x47"

Available in Size 12"x23"

Mosaics



Bukhara 2"x2" on 12"x12" Mesh

Orcha 2"x2" on 12"x12" Mesh

Rajmata 2"x2" on 12"x12" Mesh

Shiraz 2"x2" on 12"x12" Mesh

Taj 2"x2" on 12"x12" Mesh

Zulu 2"x2" on 12"x12" Mesh

Sizes & Trim				Technical Specifications								
Tile thickness could vary based on size. Larger format tiles will have a higher thickness.				Test Method	Abrasion Resistance C1027	Breaking Strength C648	Chemical Resistance C650	Water Absorption C373	DCOF ANSI A137.1	Freeze-Thaw Cycling C1026	Scratch Hardness MOHS	Shade Variation Rating
23"x47" 23.43"x46.93" 12"x23" 11.60"x23.43" 12"x12" Mesh 11.65"x11.65" 3"x12" Floor SBN				Results	V	≥ 500 lbf	Resistant	≤ .50%	≥ .45	Resistant	9	V1

Grout joint recommendation: 1/8" & 1/16" for Chevron Pattern

Green Friendly: VOC None | Recycled Content 0% Pre & Post-Consumer



DUOMO™

Glazed Porcelain

Duomo™ brings the classic beauty of honed Italian calacatta marble in highly durable porcelain tile. Large-scale veining emulates the elegant look of marble in white and gray tones. Large format and mosaic tile options invite unique design applications.

1 Color | 3 Sizes | 3/16" Thickness



Bianchi



Available in Sizes 24"x24", 13"x13", 12"x24" | Matte Finish
 Available in Sizes 12"x24", 24"x24" | Polished Finish



Mosaics



2"x2" Mosaic on 13"x13" Mesh



Chevron Mosaic on 13"x13" Mesh

Sizes & Trim						Technical Specifications								
Tile thickness could vary based on size. Larger format tiles will have a higher thickness.						Test Method	Abrasion Resistance C1027	Breaking Strength C648	Chemical Resistance C650	Water Absorption C373	DCOF ANSI A137.1	Freeze-Thaw Cycling C1026	Scratch Hardness MOHS	Shade Variation Rating
						Results	III	≥ 300 lbf	Resistant	≤ .50%	< .42	Resistant	4	V2
24"x24" 23.62"x23.62"	13"x13" 12.99"x12.99"	12"x24" 11.81"x23.62"	13"x13" Mesh 12.99"x12.99"	13"x13" Mesh 12.87"x13.51"	3"x13" Floor SBN									

Grout joint recommendation: 1/8"

Green Friendly: VOC None | Recycled Content 3% Pre-Consumer, 0% Post-Consumer

ESPLANADE™

Glazed Porcelain

Esplanade™ embodies the earthy aesthetic of travertine in a durable porcelain tile. Nuanced color variation lends a natural aesthetic. Large format and mosaic tiles allow for a range of design applications.

4 Colors | 2 Sizes | 3/8" Thickness



Alley



Hall



Pass



Trail

All Colors Available in Sizes 17"x35", 12"x24"

Mosaics



Alley 2"x2" on 12"x12" Mesh



Hall 2"x2" on 12"x12" Mesh



Pass 2"x2" on 12"x12" Mesh



Trail 2"x2" on 12"x12" Mesh

Sizes & Trim				Technical Specifications								
Tile thickness could vary based on size. Larger format tiles will have a higher thickness.				Test Method	Abrasion Resistance C1027	Breaking Strength C648	Chemical Resistance C650	Water Absorption C373	DCOF ANSI A137.1	Freeze-Thaw Cycling C1026	Scratch Hardness MOHS	Shade Variation Rating
17"x35" 17.40"x35.01" 12"x24" 11.81"x23.62" 12"x12" Mesh 11.81"x11.81" 3"x12" Floor SBN				Results	III	≥ 600 lbf	Resistant	≤ .50%	≥ .60	Resistant	9	V2

Grout joint recommendation: 3/16"

Green Friendly: VOC None | Recycled Content 0% Pre & Post-Consumer

EURASIA™

Glazed Porcelain

Eurasia™ interprets the dramatic design statement of imported stone through striking graphic imagery. Layered segments of tonal neutrals bring visual depth and flair. A timeless color palette allows for a range of applications.



All Colors Available in Size 12"x24"

Mosaics



Bianco 2"x4" Offset on 13"x13" Mesh



Chiara 2"x4" Offset on 13"x13" Mesh



Cafe 2"x4" Offset on 13"x13" Mesh








Grigio 2"x4" Offset on 13"x13" Mesh



Noce 2"x4" Offset on 13"x13" Mesh



Mosaic Blend 2"x2" on 13"x13" Mesh

Sizes & Trim						Technical Specifications								
Tile thickness could vary based on size. Larger format tiles will have a higher thickness.						Test Method	Abrasion Resistance C1027	Breaking Strength C648	Chemical Resistance C650	Water Absorption C373	DCOF ANSI A137.1	Freeze-Thaw Cycling C1026	Scratch Hardness MOHS	Shade Variation Rating
						Results	V	≥ 350 lbf	Resistant	≤ .50%	≥ .55	Resistant	7	V4
12"x24" 11.80"x23.60"	13"x13" Mesh 13.07"x13.07"	13"x13" Mesh 12.69"x12.69"	3"x13" Floor SBN	6"x13" Cove Base	1"x6" Cove Base Corner Out									

Grout joint recommendation: 3/16"

Green Friendly: VOC None | Recycled Content 4% Pre-Consumer, 0% Post-Consumer

EXPANSE™

Glazed & Thin Tile Porcelain

The flexibility of Expanse™ gives an elegant look to surfaces for commercial and residential interior and exterior installations.

11 Colors | 4 Sizes | Varied Thickness



Available in Size 63"x126"



Available in Size 63"x126"



Available in Size 63"x126"




Available in Size 63"x126"






Available in Size 63"x126"



Available in Size 63"x126"



Available in Size 63"x126"

Sizes & Trim				Technical Specifications								
				Test Method	Deep Abrasion Resistance C1243	Breaking Strength C648	Chemical Resistance C650	Water Absorption C373	DCOF ANSI A137.1	Freeze-Thaw Cycling C1026	Scratch Hardness MOHS	Shade Variation Rating
63"x126" 62.91"x125.91"	59"x118" 59.06"x118.19"	47"x95" 47.24"x94.50"	39"x118" 39.37"x118.19"	Results	1	≥ 250 lbf	Resistant	≤ .5%	M ≥ .60 P < .42	Resistant	6	V1-V2

Grout joint recommendation: 1/8"

Green Friendly: VOC None | Recycled content varies by color, please check website for updated information.

EXPANSE™

Glazed & Thin Tile Porcelain

The flexibility of Expanse™ gives an elegant look to surfaces for commercial and residential interior and exterior installations.


11 Colors | 4 Sizes | Varied Thickness



Available in Size 59"x118"







Available in Size 59"x118"



Color Available in Size 39"x118"



Color Available in Size 47"x95"

Sizes & Trim				Technical Specifications								
				Test Method	Deep Abrasion Resistance C1243	Breaking Strength C648	Chemical Resistance C650	Water Absorption C373	DCOF ANSI A137.1	Freeze-Thaw Cycling C1026	Scratch Hardness MOHS	Shade Variation Rating
63"x126" 62.91"x125.91"	59"x118" 59.06"x118.19"	47"x95" 47.24"x94.50"	39"x118" 39.37"x118.19"	Results	1	≥ 250 lbf	Resistant	≤ .5%	M ≥ .60 P < .42	Resistant	6	V1-V2

Grout joint recommendation: 1/8"

Green Friendly: VOC None | Recycled content varies by color, please check website for updated information.



EXPLORER™

Glazed Porcelain


Explorer™ is an artful blend of reclaimed wood and natural stone for an urban aesthetic. High-definition printing pairs wood striations with stone veining in soft, alluring neutrals.

4 Colors | 4 Sizes | 3/8" Thickness



All Colors Available in Sizes 18" x 18", 13" x 13", 12" x 24", 6" x 35"

Mosaics



Milan 2" x 2" on 13" x 13" Mesh

London 2" x 2" on 13" x 13" Mesh

Barcelona 2" x 2" on 13" x 13" Mesh Paris 2" x 2" on 13" x 13" Mesh

Sizes & Trim						Technical Specifications								
Tile thickness could vary based on size. Larger format tiles will have a higher thickness.						Test Method	Abrasion Resistance C1027	Breaking Strength C648	Chemical Resistance C650	Water Absorption C373	DCOF ANSI A137.1	Freeze-Thaw Cycling C1026	Scratch Hardness MOHS	Shade Variation Rating
18" x 18" 17.72" x 17.72"	13" x 13" 12.99" x 12.99"	12" x 24" 11.81" x 23.62"	6" x 35" 5.91" x 35.43"	13" x 13" Mesh 12.60" x 12.60"	3" x 13" Floor SBN		Results	IV	≥ 300 lbf	Resistant	≤ .50%	≥ .60	Resistant	7

Grout joint recommendation: 3/16"

Green Friendly: VOC None | Recycled Content 0% Pre & Post-Consumer




FACADE™

Glazed Porcelain

Facade™ combines the intricate look of canvas and plaster into a beautiful glazed porcelain tile. Available in multiple colors and coordinating mosaics, this series is sure to add character to any space.

5 Colors | 2 Sizes | 3/8" Thickness



All Colors Available in Sizes 18"x36", 12"x24"

Mosaics





White 2"x2" on 12"x12" Mesh

Ivory 2"x2" on 12"x12" Mesh

Gray 2"x2" on 12"x12" Mesh

Taupe 2"x2" on 12"x12" Mesh

Graphite 2"x2" on 12"x12" Mesh

Sizes & Trim				Technical Specifications								
<p>Tile thickness could vary based on size. Larger format tiles will have a higher thickness.</p>  <p>18"x36" 17.91"x35.83"</p>  <p>12"x24" 11.81"x23.62"</p>  <p>12"x12" Mesh 11.81"x11.81"</p>  <p>3"x12" Floor SBN</p>				Test Method	Abrasion Resistance C1027	Breaking Strength C648	Chemical Resistance C650	Water Absorption C373	DCOF ANSI A137.1	Freeze-Thaw Cycling C1026	Scratch Hardness MOHS	Shade Variation Rating
				Results	III	≥ 250 lbf	Resistant	≤ .50%	≥ .45	Resistant	6	V1

Grout joint recommendation: 1/8"

Green Friendly: VOC None | Recycled Content 0% Pre & Post-Consumer



GATEWAY™

Glazed Porcelain

Gateway™ brings the intriguing appeal of travertine to new form in a durable porcelain tile. Delicate veining and cloud-like clusters of color lend a natural aesthetic. Sophisticated neutrals in varied tile sizes and mosaics enable an array of design applications.

3 Colors | 3 Sizes | 3/8" Thickness



Avorio



Grigio



Noce

All Colors Available in Sizes 20"x20", 13"x13", 12"x24"

Mosaics



Avorio 2"x2" on 13"x13" Mesh



Grigio 2"x2" on 13"x13" Mesh



Noce 2"x2" on 13"x13" Mesh

Sizes & Trim					Technical Specifications								
Tile thickness could vary based on size. Larger format tiles will have a higher thickness.					Test Method	Abrasion Resistance C1027	Breaking Strength C648	Chemical Resistance C650	Water Absorption C373	DCOF ANSI A137.1	Freeze-Thaw Cycling C1026	Scratch Hardness MOHS	Shade Variation Rating
													

Grout joint recommendation: 1/8"

Green Friendly: VOC None | Recycled Content 0% Pre & Post-Consumer



GIZA™
Glazed Porcelain

Giza™ presents the intriguing appeal of travertine in a durable glazed porcelain tile. Soft tones along with coordinating mosaics create an elegant look.

4 Colors | 3 Sizes | 5/16" Thickness



GIZA™



Khafre



Khufu



Menkaure



Sphinx

All Colors Available in Sizes 18"x18", 13"x13", 12"x24"

Mosaics




Khafre 2"x2" on 13"x13" Mesh



Khufu 2"x2" on 13"x13" Mesh



Menkaure 2"x2" on 13"x13" Mesh



Sphinx 2"x2" on 13"x13" Mesh

Sizes & Trim					Technical Specifications								
Tile thickness could vary based on size. Larger format tiles will have a higher thickness.					Test Method	Abrasion Resistance C1027	Breaking Strength C648	Chemical Resistance C650	Water Absorption C373	DCOF ANSI A137.1	Freeze-Thaw Cycling C1026	Scratch Hardness MOHS	Shade Variation Rating
 18"x18" 17.72"x17.72"	 13"x13" 12.99"x12.99"	 12"x24" 11.81"x23.62"	 13"x13" Mesh 12.60"x12.60"	 3"x13" Floor SBN	Results	Check Website	Check Website	Check Website	Check Website	Check Website	Check Website	Check Website	V2

Grout joint recommendation: 3/16"

Green Friendly: VOC None | Recycled Content 0% Pre & Post-Consumer




GROVE™
Glazed Ceramic

Grove™ takes its inspiration from stately countryside manors and emulates the natural wood therein in glazed ceramic.

3 Colors | 1 Size | 3/8" Thickness



All Colors Available in Size 6"x24"

SIZES & TRIM		TECHNICAL SPECIFICATIONS							
Tile thickness could vary based on size. Larger format tiles will have a higher thickness.		Test Method Abrasion Resistance C1027	Breaking Strength C648	Chemical Resistance C650	Water Absorption C373	DCOF ANSI A137.1	Freeze-Thaw Cycling C1026	Scratch Hardness MOHS	Shade Variation Rating
 <p>6" x 24" 5.79" x 23.62"</p>		III	≥ 400 lbf	Resistant	≤ 50%	< .42	Non-Resistant	5	V2

Grout joint recommendation: 3/16"

Green Friendly: VOC None | Recycled Content 3% Pre-Consumer, 0% Post-Consumer

HANGAR™

Glazed Porcelain

Combined with its concrete, linear pattern, Hangar™ delivers a flexible, modern solution offered in large format and trending tile sizes. The contemporary linear look of Hangar™ adds sophistication to residential and commercial settings.



4 Colors | 4 Sizes | 3/8" & 5/16" Thickness



All Colors Available in Sizes 31"x31", 23"x47", 12"x23" | 3/8" Thickness
 Ash and Smoke Colors Available in Thin Tile Size 63"x126" | 5/16" Thickness (7mm)

Mosaics




Ash 2"x2" on 12"x12" Mesh

Sand 2"x2" on 12"x12" Mesh

Smoke 2"x2" on 12"x12" Mesh

Coal 2"x2" on 12"x12" Mesh

Sizes & Trim						Technical Specifications								
						Test Method	Abrasion Resistance C1027	Breaking Strength C648	Chemical Resistance C650	Water Absorption C373	DCOF ANSI A137.1	Freeze-Thaw Cycling C1026	Scratch Hardness MOHS	Shade Variation Rating
63"x126" 62.85"x125.79"	31"x31" 31.39"x31.39"	23"x47" 23.46"x47.01"	12"x23" 11.69"x23.46"	12"x12" Mesh 11.69"x11.69"	3"x12" Floor SBN	Results	V	≥ 300 lbf	Resistant	> .50%	≥ .50	Resistant	7	V2

Grout joint recommendation: 1/8"

Green Friendly: VOC None | Recycled Content 0% Pre & Post-Consumer




HAVANA™

Glazed Ceramic

Havana™ is an elegant and understated stone-look showcasing cool and warm neutral colors in a variety of sizes and coordinating mosaics.

4 Colors | 3 Sizes | 5/16" Thickness



All Colors Available in Sizes 18"x18", 13"x23", 12"x12"


Mosaics



White 2"x2" on 12"x12" Mesh



Cream 2"x2" on 12"x12" Mesh



Silver 2"x2" on 12"x12" Mesh



Gray 2"x2" on 12"x12" Mesh

Sizes & Trim					Technical Specifications								
Tile thickness could vary based on size. Larger format tiles will have a higher thickness.					Test Method	Abrasion Resistance C1027	Breaking Strength C648	Chemical Resistance C650	Water Absorption C373	DCOF ANSI A137.1	Freeze-Thaw Cycling C1026	Scratch Hardness MOHS	Shade Variation Rating
 18"x18" 17.60"x17.60"	 13"x23" 12.68"x22.56"	 12"x12" 12.28"x12.28"	 12"x12" Mesh 12.28"x12.28"	 3"x12" Floor SBN	Results	IV	≥ 250 lbf	Non-Resistant	> 5%	< .42	Non-Resistant	7	V3

Grout joint recommendation: 3/16"

Green Friendly: VOC None | Recycled Content 0% Pre & Post-Consumer



HOLLYWOOD™


Glazed Porcelain

Fusing old-world glamour with contemporary rustic tones, Hollywood™ adds to the collections of distinct wood-look tile. Beige and Oak colorations recall the beautiful, classic look of aged wood, while Blue and Taupe embrace cool undertones.

4 Colors | 1 Size | 3/8" Thickness



All Colors Available in Size 8"x47"

Sizes & Trim		Technical Specifications								
Tile thickness could vary based on size. Larger format tiles will have a higher thickness.		Test Method	Abrasion Resistance C1027	Breaking Strength C648	Chemical Resistance C650	Water Absorption C373	DCOF ANSI A137.1	Freeze-Thaw Cycling C1026	Scratch Hardness MOHS	Shade Variation Rating
 8" x 47" 7.83" x 47.01"		Results	Check Website	Check Website	Check Website	Check Website	Check Website	Check Website	Check Website	V2

Grout joint recommendation: 1/8"

Green Friendly: VOC None | Recycled Content 0% Pre & Post-Consumer

LARCHMONT™

Glazed Porcelain

Larchmont™ embodies the earthy aesthetic of natural wood in a durable porcelain tile. Warm hues create an inviting atmosphere in a traditional wood plank size.

3 Colors | 1 Size | 5/16" Thickness



All Colors Available in Size 6"x24"

SIZES & TRIM		TECHNICAL SPECIFICATIONS							
Tile thickness could vary based on size. Larger format tiles will have a higher thickness.		Test Method Abrasion Resistance C1027	Breaking Strength C648	Chemical Resistance C650	Water Absorption C373	DCOF ANSI A137.1	Freeze-Thaw Cycling C1026	Scratch Hardness MOHS	Shade Variation Rating
		Check Website	Check Website	Check Website	Check Website	Check Website	Check Website	Check Website	Check Website

Grout joint recommendation: 3/16"

Green Friendly: VOC None | Recycled Content 0% Pre & Post-Consumer

LATITUDE™

Glazed Body Match Porcelain

Inspired by the ethereal beauty of the northern lights, Latitude™ is offered in five elegant, neutral colors and coordinating mosaics.

5 Colors | 1 Size | 3/8" Thickness



All Colors Available in Size 12"x24"

Mosaics



White 2"x2" on 12"x12" Mesh

Ivory 2"x2" on 12"x12" Mesh

Gray 2"x2" on 12"x12" Mesh

Taupe 2"x2" on 12"x12" Mesh

Graphite 2"x2" on 12"x12" Mesh

SIZES & TRIM			TECHNICAL SPECIFICATIONS								
Tile thickness could vary based on size. Larger format tiles will have a higher thickness.			Test Method	Abrasion Resistance C1027	Breaking Strength C648	Chemical Resistance C650	Water Absorption C373	DCOF ANSI A137.1	Freeze-Thaw Cycling C1026	Scratch Hardness MOHS	Shade Variation Rating
 12"x24" 11.81"x23.62"	 12"x12" Mesh 11.81"x11.81"	 3"x12" Floor SBN	Results	IV	≥ 500 lbf	Resistant	≤ .50%	> .50	Resistant	7	V2

Grout joint recommendation: 3/16"

Green Friendly: VOC None | Recycled Content 0% Pre & Post-Consumer



LEGACY™

Glazed Porcelain

Inspired by rustic wood, Legacy™ is a glazed porcelain series available in earthy colors and a trending plank format.

5 Colors | 1 Size | 3/8" Thickness



All Colors Available in Size 8"x47"

SIZES & TRIM		TECHNICAL SPECIFICATIONS							
Tile thickness could vary based on size. Larger format tiles will have a higher thickness.		Test Method Abrasion Resistance C1027	Breaking Strength C648	Chemical Resistance C650	Water Absorption C373	DCOF ANSI A137.1	Freeze-Thaw Cycling C1026	Scratch Hardness MOHS	Shade Variation Rating
 <p>8" x 47" 7.83" x 47.01"</p>		III	≥ 350 lbf	Resistant	≤ .50%	≥ .50	Resistant	6	V3

Grout joint recommendation: 3/16"

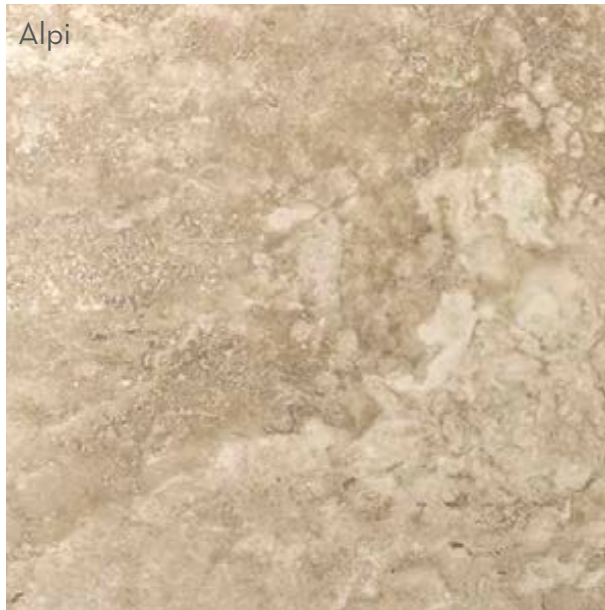
Green Friendly: VOC None | Recycled Content 0% Pre & Post-Consumer

LUCERNE™

Glazed Porcelain

Lucerne™ is an alluring recreation of travertine at an exceptional value. Richly colored warm neutrals bring traditional designs to life. Varying tile sizes, including mosaics, allow for a range of design applications.

3 Colors | 2 Sizes | 3/8" Thickness



Alpi



Pilatus



Matterhorn

All Colors Available in Sizes 20"x20", 13"x13"

Mosaics








Alpi 2"x2" on 13"x13" Mesh



Pilatus 2"x2" on 13"x13" Mesh



Matterhorn 2"x2" on 13"x13" Mesh

Sizes & Trim							Technical Specifications								
Tile thickness could vary based on size. Larger format tiles will have a higher thickness.							Test Method	Abrasion Resistance C1027	Breaking Strength C648	Chemical Resistance C650	Water Absorption C373	DCOF ANSI A137.1	Freeze-Thaw Cycling C1026	Scratch Hardness MOHS	Shade Variation Rating
 20"x20" 19.69"x19.69"  13"x13" 12.99"x12.99"  13"x13" Mesh 12.99"x12.99"  3"x13" Floor SBN  6"x13" Cove Base  1"x6" Cove Base Corner Out							Results	IV	≥ 350 lbf	Resistant	≤ .50%	≥ .60	Resistant	5	V3

Grout joint recommendation: 1/8"

Green Friendly: VOC None | Recycled Content 3% Pre-Consumer, 0% Post-Consumer




MADERA™
Glazed Porcelain

Madera™ exquisitely recreates the detailed look of weathered wood in glazed porcelain, adding beauty and character to any space.

3 Colors | 2 Sizes | 5/16" Thickness



All Colors Available in Sizes 12"x24", 6"x35"

Sizes & Trim		Technical Specifications																		
<p>Tile thickness could vary based on size. Larger format tiles will have a higher thickness.</p> <div style="display: flex; justify-content: space-around; align-items: center;"> <div style="text-align: center;">  <p>12" x 24" 11.81" x 23.62"</p> </div> <div style="text-align: center;">  <p>6" x 35" 5.63" x 35.43"</p> </div> <div style="text-align: center;">  <p>3" x 12" Floor SBN</p> </div> </div>		<table border="1"> <thead> <tr> <th>Test Method</th> <th>Abrasion Resistance C1027</th> <th>Breaking Strength C648</th> <th>Chemical Resistance C650</th> <th>Water Absorption C373</th> <th>DCOF ANSI A137.1</th> <th>Freeze-Thaw Cycling C1026</th> <th>Scratch Hardness MOHS</th> <th>Shade Variation Rating</th> </tr> </thead> <tbody> <tr> <td>Results</td> <td>III</td> <td>≥ 600 lbf</td> <td>Resistant</td> <td>≤ .50%</td> <td>≥ .65</td> <td>Resistant</td> <td>7</td> <td>V2</td> </tr> </tbody> </table>	Test Method	Abrasion Resistance C1027	Breaking Strength C648	Chemical Resistance C650	Water Absorption C373	DCOF ANSI A137.1	Freeze-Thaw Cycling C1026	Scratch Hardness MOHS	Shade Variation Rating	Results	III	≥ 600 lbf	Resistant	≤ .50%	≥ .65	Resistant	7	V2
Test Method	Abrasion Resistance C1027	Breaking Strength C648	Chemical Resistance C650	Water Absorption C373	DCOF ANSI A137.1	Freeze-Thaw Cycling C1026	Scratch Hardness MOHS	Shade Variation Rating												
Results	III	≥ 600 lbf	Resistant	≤ .50%	≥ .65	Resistant	7	V2												

Grout joint recommendation: 3/16"

Green Friendly: VOC None | Recycled Content 20% Pre-Consumer, 0% Post-Consumer

METAPHOR™

Glazed Porcelain

Embracing artful reflections of naturally weathered materials, Metaphor™ promotes an intriguing rustic matte texture in brick size tiles for walls, backsplashes, and floors.

4 Colors | 1 Size | 3/8" Thickness



All Colors Available in Size 3"x12"



Color Variations (Sample shown in Cream)

SIZES & TRIM		TECHNICAL SPECIFICATIONS							
Tile thickness could vary based on size. Larger format tiles will have a higher thickness.		Test Method Abrasion Resistance C1027	Breaking Strength C648	Chemical Resistance C650	Water Absorption C373	DCOF ANSI A137.1	Freeze-Thaw Cycling C1026	Scratch Hardness MOHS	Shade Variation Rating
<p>3"x12" 2.76' x 11.81"</p>		III	≥ 450 lbf	Resistant	≤ .50%	< .42	Resistant	9	V4

Grout joint recommendation: 3/16"

Green Friendly: VOC None | Recycled Content 3% Pre-Consumer, 0% Post-Consumer

MILESTONE™

Glazed Body Match Porcelain

Milestone™ embodies the natural elements of slate produced in glazed body match porcelain. Milestone™ is offered in versatile colors and texture variations for a natural aesthetic.

5 Colors | 2 Sizes | 3/8" Thickness



All Colors Available in Sizes 24"x47", 12"x24"

Mosaics





White 2"x2" on 12"x12" Mesh

Dust 2"x2" on 12"x12" Mesh

Moon 2"x2" on 12"x12" Mesh

Taupe 2"x2" on 12"x12" Mesh

Gray 2"x2" on 12"x12" Mesh

Sizes & Trim				Technical Specifications							
<p>Tile thickness could vary based on size. Larger format tiles will have a higher thickness.</p>  <p>24"x47" 23.62"x47.24"</p>  <p>12"x24" 11.81"x23.62"</p>  <p>12"x12" Mesh 11.81"x11.81"</p>  <p>3"x12" Floor SBN</p>				<p>Test Method</p> <p>Abrasion Resistance C1027</p>	<p>Breaking Strength C648</p>	<p>Chemical Resistance C650</p>	<p>Water Absorption C373</p>	<p>DCOF ANSI A137.1</p>	<p>Freeze-Thaw Cycling C1026</p>	<p>Scratch Hardness MOHS</p>	<p>Shade Variation Rating</p>
				<p>Results</p> <p>IV</p>	<p>≥ 550 lbf</p>	<p>Resistant</p>	<p>≤ .50%</p>	<p>≥ .60</p>	<p>Resistant</p>	<p>7</p>	<p>V2</p>

Grout joint recommendation: 1/8"

Green Friendly: VOC None | Recycled Content 0% Pre & Post-Consumer

MODENA™

Glazed Porcelain

A recreation of petrified wood in a plank size and earthy warm colors, Modena™ is a dramatic series recalling back to old Italy with characteristic charm.

3 Colors | 1 Size | 7/16" Thickness



All Colors Available in Size 6"x35"

SIZES & TRIM		TECHNICAL SPECIFICATIONS								
Tile thickness could vary based on size. Larger format tiles will have a higher thickness.		Test Method	Abrasion Resistance C1027	Breaking Strength C648	Chemical Resistance C650	Water Absorption C373	DCOF ANSI A137.1	Freeze-Thaw Cycling C1026	Scratch Hardness MOHS	Shade Variation Rating
		Results	IV	≥ 850 lbf	Resistant	≤ .50%	≥ .55	Resistant	7	V3

Grout joint recommendation: 3/16"

Green Friendly: VOC None | Recycled Content 4% Pre-Consumer, 0% Post-Consumer



MOKUZAI™


Glazed Ceramic

Mokuzai™ captures a timber-inspired design in a ceramic tile. Through high-definition printing, vivid detail is used to achieve appealing wood tones in large format planks.

3 Colors | 1 Size | 3/8" Thickness



All Colors Available in Size 8"x39"

Sizes & Trim		Technical Specifications							
Tile thickness could vary based on size. Larger format tiles will have a higher thickness.		Test Method Abrasion Resistance C1027	Breaking Strength C648	Chemical Resistance C650	Water Absorption C373	DCOF ANSI A137.1	Freeze-Thaw Cycling C1026	Scratch Hardness MOHS	Shade Variation Rating
 <p>8"x39" 799 x 3898</p>		III	≥ 250 lbf	Resistant	< 3%	> .50	Resistant	6	V3

Grout joint recommendation: 3/16"

Green Friendly: VOC None | Recycled Content 0% Pre & Post-Consumer



MOOD™
Glazed Porcelain

Mood™ showcases the modish look of travertine in linear form. Offered in large scale format and trendy hues it creates an impactful installation.

3 Colors | 3 Sizes | 3/8" Thickness



Ivory



Gray



Charcoal

All Colors Available in Sizes 29"x29", 23"x47", 12"x24"

Sizes & Trim				Technical Specifications								
Tile thickness could vary based on size. Larger format tiles will have a higher thickness.				Test Method	Abrasion Resistance C1027	Breaking Strength C648	Chemical Resistance C650	Water Absorption C373	DCOF ANSI A137.1	Freeze-Thaw Cycling C1026	Scratch Hardness MOHS	Shade Variation Rating
  				Results	Check Website	Check Website	Check Website	Check Website	Check Website	Check Website	Check Website	Check Website
29"x29" 29.31" x 29.31" 23"x47" 23.43" x 46.99" 12"x24" 11.65" x 23.43"												

Grout joint recommendation: 1/8"

Green Friendly: VOC None | Recycled Content 0% Pre & Post-Consumer

MOTION™

Glazed Body Match Porcelain

Motion™ recreates the look of veincut limestone in glazed porcelain using high-definition printing. Its striking graphic imaging makes any application a fashion statement. All colors are available in a polished finish in our Action™ series.

4 Colors | 1 Size | 3/8" Thickness



All Colors Available in Size 12"x24"

Mosaic



Mosaic Blend 2"x2" on 13"x13" Mesh

Sizes & Trim					Technical Specifications								
Tile thickness could vary based on size. Larger format tiles will have a higher thickness.					Test Method	Abrasion Resistance C1027	Breaking Strength C648	Chemical Resistance C650	Water Absorption C373	DCOF ANSI A137.1	Freeze-Thaw Cycling C1026	Scratch Hardness MOHS	Shade Variation Rating
12"x24" 11.81"x23.62" 13"x13" Mesh 13.11"x13.11" 3"x12" Floor SBN 6"x13" Cove Base 1"x6" Cove Base Corner Out					Results	IV	≥ 600 lbf	Resistant	≤ .50%	≥ .55	Resistant	7	V4

Grout joint recommendation: 1/8"

Green Friendly: VOC None | Recycled Content 20% Pre-Consumer, 0% Post-Consumer

NETWORK™


Glazed Porcelain

Network™ is a recreation of concrete with an industrial, avant-garde look. Offered in large format sizes and stunning hues, Network™ is sure to create a bold statement.

3 Colors | 3 Sizes | 3/8" Thickness



All Colors Available in Sizes 31"x31", 24"x47", 12"x24"

Sizes & Trim				Technical Specifications								
Tile thickness could vary based on size. Larger format tiles will have a higher thickness.				Test Method	Abrasion Resistance C1027	Breaking Strength C648	Chemical Resistance C650	Water Absorption C373	DCOF ANSI A137.1	Freeze-Thaw Cycling C1026	Scratch Hardness MOHS	Shade Variation Rating
				Results	Check Website	Check Website	Check Website	Check Website	Check Website	Check Website	Check Website	
31"x31" 31.39" x 31.39"	24"x47" 23.46" x 47.01"	12"x24" 11.69" x 23.46"										

Grout joint recommendation: 1/8"

Green Friendly: VOC None | Recycled Content 0% Pre & Post-Consumer



NEWBERRY™

Glazed Porcelain

Newberry™ brings to life the modern look and feel of old world brick in glazed porcelain in multiple sizes and shapes.

4 Colors | 6 Sizes | 7/16" Thickness



Bianco



Grigio



Cotto



Grafite

All Colors Available in Sizes 16"x16", 8"x16", 8"x8", 4"x8", 2"x11"



Bianco



Grigio



Cotto



Grafite

All Colors Available in Size 10"x11" Hexagon

Sizes & Trim		Technical Specifications															
<p>Tile thickness could vary based on size. Larger format tiles will have a higher thickness.</p>		Test Method Abrasion Resistance C1027	Results IV	Test Method Breaking Strength C648	Results ≥ 500 lbf	Test Method Chemical Resistance C650	Results Resistant	Test Method Water Absorption C373	Results ≤ .50%	Test Method DCOF ANSI A137.1	Results ≥ .65	Test Method Freeze-Thaw Cycling C1026	Results Resistant	Test Method Scratch Hardness MOHS	Results 8	Test Method Shade Variation Rating	Results V3

Grout joint recommendation: 3/16"

Green Friendly: VOC None | Recycled Content 0% Pre & Post-Consumer

NEWPORT™

Glazed Porcelain


Newport™ artfully blends the look of marble and concrete, creating a notable design aesthetic. Cool undertones highlight the trending industrial look of spaces.

4 Colors | 1 Size | 3/8" Thickness



All Colors Available in Size 12"x24"

Mosaics





Bay 2"x2" on 12"x12" Mesh

Harbor 2"x2" on 12"x12" Mesh

Ferry 2"x2" on 12"x12" Mesh

Pier 2"x2" on 12"x12" Mesh

Sizes & Trim			Technical Specifications								
<p>Tile thickness could vary based on size. Larger format tiles will have a higher thickness.</p>  <p>12"x24" 12.20"x24.02"</p>  <p>12"x12" Mesh</p>  <p>3"x12" Floor SBN</p>			Test Method	Abrasion Resistance C1027	Breaking Strength C648	Chemical Resistance C650	Water Absorption C373	DCOF ANSI A137.1	Freeze-Thaw Cycling C1026	Scratch Hardness MOHS	Shade Variation Rating
			Results	Check Website	Check Website	Check Website	Check Website	Check Website	Check Website	Check Website	Check Website

Grout joint recommendation: 1/8"

Green Friendly: VOC None | Recycled Content 0% Pre & Post-Consumer

NOVA™

Glazed Porcelain

Offered in soothing, cool tones, Nova™ recreates the classic look of natural stone in a glazed porcelain tile. The soft veining and tonal variation creates depth and textural interest in any application.

4 Colors | 1 Size | 5/16" Thickness



All Colors Available in Size 12"x24"

Sizes & Trim		Technical Specifications								
<p>Tile thickness could vary based on size. Larger format tiles will have a higher thickness.</p> <p>12" x 24" 11.81" x 23.62"</p> <p>3" x 12" Floor SBN</p>		Test Method	Abrasion Resistance C1027	Breaking Strength C648	Chemical Resistance C650	Water Absorption C373	DCOF ANSI A137.1	Freeze-Thaw Cycling C1026	Scratch Hardness MOHS	Shade Variation Rating
		Results	Check Website	Check Website	Check Website	Check Website	Check Website	Check Website	Check Website	

Grout joint recommendation: 1/8"

Green Friendly: VOC None | Recycled Content 0% Pre & Post-Consumer



ORCHARD™


Glazed Porcelain

Orchard™ offers the beautiful timeless look of hardwood in stylish colors with the added benefits of porcelain. The graphic details of the warm, earthy colors achieve realistic wood textures in a modish plank size.

4 Colors | 1 Size | 3/8" Thickness



All Colors Available in Size 8" x 47"

Sizes & Trim Tile thickness could vary based on size. Larger format tiles will have a higher thickness.		Technical Specifications							
	Test Method	Abrasion Resistance C1027	Breaking Strength C648	Chemical Resistance C650	Water Absorption C373	DCOF ANSI A137.1	Freeze-Thaw Cycling C1026	Scratch Hardness MOHS	Shade Variation Rating
	Results	Check Website	Check Website	Check Website	Check Website	Check Website	Check Website	Check Website	V4

Grout joint recommendation: 1/8"

Green Friendly: VOC None | Recycled Content 0% Pre & Post-Consumer

OUTPOST™


Glazed Body Match Porcelain

Outpost™ is a contemporary stone look featuring harmonious variations in hue ideal for any space. The industrial look of stone is combined with warm earthy colors to create the ideal aesthetic.

4 Colors | 2 Sizes | 3/8" Thickness



All Colors Available in Sizes 24"x47", 12"x24"

Sizes & Trim		Technical Specifications								
<p>Tile thickness could vary based on size. Larger format tiles will have a higher thickness.</p> <div style="display: flex; justify-content: space-around; align-items: center;"> <div style="text-align: center;">  <p>24"x47" 23.62"x47.24"</p> </div> <div style="text-align: center;">  <p>12"x24" 11.81"x23.62"</p> </div> </div>		Test Method	Abrasion Resistance C1027	Breaking Strength C648	Chemical Resistance C650	Water Absorption C373	DCOF ANSI A137.1	Freeze-Thaw Cycling C1026	Scratch Hardness MOHS	Shade Variation Rating
		Results	Check Website	Check Website	Check Website	Check Website	Check Website	Check Website	Check Website	

Grout joint recommendation: 3/16"

Green Friendly: VOC None | Recycled Content 0% Pre & Post-Consumer



PALADINO™

Glazed Body Match Porcelain

Paladino™ features a skillful recreation of the refined elegance of marble. Subtle gray veining gives understated movement within an off-white background. Matte and polished finishes enable an array of design applications.



Albanella




Available in Size 12"x24" | **Matte Finish**
 Available in Size 24"x24", 12"x24" | **Polished Finish**

Mosaic



2"x2" on 12"x12" Mesh
 Available in **Matte & Polished Finish**

The beauty of high gloss or polished products may be susceptible to scratching that is more visible on the surface of the tile.

Sizes & Trim		Technical Specifications									
Tile thickness could vary based on size. Larger format tiles will have a higher thickness.		Test Method	Abrasion Resistance C1027	Breaking Strength C648	Chemical Resistance C650	Water Absorption C373	DCOF ANSI A137.1	Freeze-Thaw Cycling C1026	Scratch Hardness MOHS	Shade Variation Rating	
 24"x24" 23.62"x23.62"	 12"x24" 11.81"x23.62"	 12"x12" Mesh 11.81"x11.81"	 3"x12" Floor SBN	P III M V	≥ 400 lbf	Resistant	≤ .50%	< .42	Resistant	8	V2

Grout joint recommendation: 1/8"

Green Friendly: VOC None | Recycled Content 3% Pre-Consumer, 0% Post-Consumer

PARK AVENUE™

Glazed Porcelain

A recreation of natural marble, Park Avenue™ evokes glamour and extravagance using high-definition printing.

1 Color | 1 Size | 7/16" Thickness



Calacata



Available in Size 32"x32"

The beauty of high gloss or polished products may be susceptible to scratching that is more visible on the surface of the tile.

Sizes & Trim		Technical Specifications							
Tile thickness could vary based on size. Larger format tiles will have a higher thickness.		Test Method Abrasion Resistance C1027	Breaking Strength C648	Chemical Resistance C650	Water Absorption C373	DCOF ANSI A137.1	Freeze-Thaw Cycling C1026	Scratch Hardness MOHS	Shade Variation Rating
<p>32"x32" 31.50"x31.50"</p>	<p>3"x16" Floor SBN</p>	III	≥ 900 lbf	Resistant	≤ .5%	< .42	Resistant	7	V2

Grout joint recommendation: 1/8"

Green Friendly: VOC None | Recycled Content 0% Pre & Post-Consumer

PENINSULA™

Double Loaded Porcelain



The elegant veining and light colors of Peninsula™ are inspired by premium selections of veincut limestone.

2 Colors | 3 Sizes | 3/8" Thickness



All Colors Available in Sizes 24"x47", 16"x32" | Honed Finish
 All Colors Available in Sizes 24"x47", 16"x32", 8"x32" | Polished Finish

The beauty of high gloss or polished products may be susceptible to scratching that is more visible on the surface of the tile.

Sizes & Trim			Technical Specifications								
Tile thickness could vary based on size. Larger format tiles will have a higher thickness.			Test Method	Deep Abrasion Resistance C1243	Breaking Strength C648	Chemical Resistance C650	Water Absorption C373	DCOF ANSI A137.1	Freeze-Thaw Cycling C1026	Scratch Hardness MOHS	Shade Variation Rating
			Results	1	≥ 550 lbf	Resistant	≤ .50%	P <.42 M ≥ .45	Resistant	7	V2
24"x47" 23.62"x47.24"	16"x32" 15.67"x31.50"	8"x32" 7.80"x31.50"									

Grout joint recommendation: 1/8"

Green Friendly: VOC None | Recycled Content 3% Pre-Consumer, 0% Post-Consumer


PERSPECTIVE™

Glazed Body Match Porcelain

Perspective™ features a sleek, linear graphic design ideal for a contemporary look. In addition, Perspective Pure™ offers coordinating colors as perfect accents or stand-alone installations.




All Linear Colors Available in Size 12"x24"



All Pure Colors Available in Size 12"x24"



Mosaics



White 2"x2" on 12"x12" Mesh

Ash 2"x2" on 12"x12" Mesh

Dove 2"x2" on 12"x12" Mesh



Gray 2"x2" on 12"x12" Mesh

Charcoal 2"x2" on 12"x12" Mesh

SIZES & TRIM					TECHNICAL SPECIFICATIONS							
Tile thickness could vary based on size. Larger format tiles will have a higher thickness.					Test Method Abrasion Resistance C1027	Breaking Strength C648	Chemical Resistance C650	Water Absorption C373	DCOF ANSI A137.1	Freeze-Thaw Cycling C1026	Scratch Hardness MOHS	Shade Variation Rating
 12"x24" 11.81"x23.62"	 12"x12" Mesh 11.81"x11.81"	 3"x12" Floor SBN	 6"x12" Cove Base	 1"x6" Cove Base Corner Out	Results III	≥ 650 lbf	Resistant	≤ .50%	≥ .60	Resistant	7	V2

Grout joint recommendation: 1/8"

Green Friendly: VOC None | Recycled Content 3% Pre-Consumer, 0% Post-Consumer

PIETRE DEL NORD™

Double Loaded Porcelain

Pietre Del Nord™ is the latest in porcelain stoneware, utilizing a special “double loading” technique that makes it possible to create exceptionally beautiful surfaces in a wide range of colors.




6 Colors | 2 Sizes | 3/8" Thickness



Maine



Vermont



Detroit

Colors Available in Sizes 24"x24", 12"x24"
All Colors Available in Matte and Polished Finish



Alaska







Michigan



Oregon

Colors Available in Size 12"x24"
All Colors Available in Matte and Polished Finish

The beauty of high gloss or polished products may be susceptible to scratching that is more visible on the surface of the tile.

Sizes & Trim					Technical Specifications										
Tile thickness could vary based on size. Larger format tiles will have a higher thickness.					Test Method	Deep Abrasion Resistance C1243	Breaking Strength C648	Chemical Resistance C650	Water Absorption C373	DCOF ANSI A137.1	Freeze-Thaw Cycling C1026	Scratch Hardness MOHS	Shade Variation Rating		
					Results	1	M ≥ 700 lbf P ≥ 500 lbf	Resistant	≤ .50%	M ≥ .55 P < .42	Resistant	7	V2		

Grout joint recommendation: 1/8"

Green Friendly: VOC None | Recycled Content 5% Pre-Consumer, 0% Post-Consumer

POCONO™

Glazed Porcelain

Pocono™ mimics the unique gradations and variances found in natural wood. This series is offered in sizes inspired by natural wood flooring and durable glazed porcelain.

3 Colors | 2 Sizes | 7/16" Thickness



All Colors Available in Sizes 6"x36", 6"x24"

Sizes & Trim		Technical Specifications								
Tile thickness could vary based on size. Larger format tiles will have a higher thickness.		Test Method	Abrasion Resistance C1027	Breaking Strength C648	Chemical Resistance C650	Water Absorption C373	DCOF ANSI A137.1	Freeze-Thaw Cycling C1026	Scratch Hardness MOHS	Shade Variation Rating
 <p>6"x36" 5.91"x35.43"</p>		Results	IV	≥ 300 lbf	Resistant	≤ .5%	≥ .60	Resistant	7	V3
 <p>6"x24" 5.91"x23.62"</p>										

Grout joint recommendation: 3/16"

Green Friendly: VOC None | Recycled Content 0% Pre & Post-Consumer



PORCH™

Glazed Porcelain

Porch™ features subtle wood grain movement that flows across tile panels. Caramel and coffee inspired tones invite color variation on interior and exterior floors. An understated satin finish completes the glazed porcelain tile for enhanced visual depth.

4 Colors | 3 Sizes | 7/16" Thickness



All Colors Available in Sizes 12"x47", 8"x47", 6"x47"

Sizes & Trim		Technical Specifications								
Tile thickness could vary based on size. Larger format tiles will have a higher thickness.		Test Method	Abrasion Resistance C1027	Breaking Strength C648	Chemical Resistance C650	Water Absorption C373	DCOF ANSI A137.1	Freeze-Thaw Cycling C1026	Scratch Hardness MOHS	Shade Variation Rating
		Results	III	≥ 250	Resistant	≤ .5%	> .60	Resistant	6	V3

Grout joint recommendation: 3/16"

Green Friendly: VOC None | Recycled Content 0% Pre & Post-Consumer

PORTO™

Glazed Porcelain



Porto™ is inspired by the simplistic look of concrete and stone in large format sizes and a range of colors.

4 Colors | 3 Sizes | 3/8" Thickness



All Colors Available in Sizes 32"x32", 24"x24", 12"x24"
 All Colors Available in Matte & Polished Finish

Mosaics



White 2"x2" on 12"x12" Mesh

Ivory 2"x2" on 12"x12" Mesh

Fawn 2"x2" on 12"x12" Mesh

Charcoal 2"x2" on 12"x12" Mesh

SIZES & TRIM					TECHNICAL SPECIFICATIONS							
Tile thickness could vary based on size. Larger format tiles will have a higher thickness.					Test Method Abrasion Resistance C1027	Breaking Strength C648	Chemical Resistance C650	Water Absorption C373	DCOF ANSI A137.1	Freeze-Thaw Cycling C1026	Scratch Hardness MOHS	Shade Variation Rating
32"x32" 31.50" x 31.50" 24"x24" 23.62" x 23.62" 12"x24" 11.73" x 23.62" 12"x12" Mesh 12.01" x 12.01" 3"x12" Floor SBN												

Grout joint recommendation: 1/8"

Green Friendly: VOC None | Recycled Content 0% Pre & Post-Consumer

POTENZA™

Glazed Porcelain

Potenza™ embodies the earthy aesthetic of travertine in a durable porcelain tile. The linear brushed look creates a harmonious flow in a variety of colors.

4 Colors | 3 Sizes | 5/16" Thickness



All Colors Available in Sizes 18"x18", 13"x13", 12"x24"

Mosaics



Ivory 2"x2" on 13"x13" Mesh

Dove 2"x2" on 13"x13" Mesh

Fawn 2"x2" on 13"x13" Mesh

Gray 2"x2" on 13"x13" Mesh

Sizes & Trim					Technical Specifications								
Tile thickness could vary based on size. Larger format tiles will have a higher thickness.					Test Method	Abrasion Resistance C1027	Breaking Strength C648	Chemical Resistance C650	Water Absorption C373	DCOF ANSI A137.1	Freeze-Thaw Cycling C1026	Scratch Hardness MOHS	Shade Variation Rating
 18"x18" 17.72"x17.72"	 13"x13" 12.60"x12.60"	 12"x24" 11.81"x23.62"	 13"x13" Mesh 12.60"x12.60"	 3"x13" Floor SBN	Results	Check Website	Check Website	Check Website	Check Website	Check Website	Check Website	Check Website	

Grout joint recommendation: 1/8"

Green Friendly: VOC None | Recycled Content 0% Pre & Post-Consumer



QUEST™

Glazed Porcelain

Quest™ is an elegant glazed porcelain inspired by the beauty and unique veining of natural stone. Suitable for residential and commercial applications, Quest™ is available in three colors.

3 Colors | 2 Sizes | 3/8" Thickness



All Colors Available in Sizes 32"x32", 12"x24" | Polished Finish
 All Colors Available in Size 12"x24" | Matte Finish


Mosaics



White 2"x2" on 12"x12" Mesh



Ivory 2"x2" on 12"x12" Mesh



Silver 2"x2" on 12"x12" Mesh

SIZES & TRIM				TECHNICAL SPECIFICATIONS								
Tile thickness could vary based on size. Larger format tiles will have a higher thickness.				Test Method	Abrasion Resistance C1027	Breaking Strength C648	Chemical Resistance C650	Water Absorption C373	DCOF ANSI A137.1	Freeze-Thaw Cycling C1026	Scratch Hardness MOHS	Shade Variation Rating
 32"x32" 31.50"x31.50"	 12"x24" 11.81"x23.62"	 12"x12" Mesh 11.73"x11.73"	 3"x24" Floor SBN	Results	III	≥ 500 lbf	Resistant	≤ .50%	P < .42 M ≥ 60	Resistant	5	V4

Grout joint recommendation: 1/8"

Green Friendly: VOC None | Recycled Content 0% Pre & Post-Consumer

RANCH™

Glazed Porcelain

Ranch™ presents the rustic charm of aged wood on a grand scale. Layers of texture and color embody those of wood grain and notches for an organic look. Cool and warm, weathered colors and plank tile sizes further allude to distressed hardwood panels.



3 Colors | 2 Sizes | 3/8" Thickness



All Colors Available in Sizes 12"x24", 8"x35"

Mosaics



Farm 2"x2" on 12"x12" Mesh



Land 2"x2" on 12"x12" Mesh



Lodge 2"x2" on 12"x12" Mesh

Sizes & Trim				Technical Specifications																
Tile thickness could vary based on size. Larger format tiles will have a higher thickness.				Test Method	Abrasion Resistance C1027	Breaking Strength C648	Chemical Resistance C650	Water Absorption C373	DCOF ANSI A137.1	Freeze-Thaw Cycling C1026	Scratch Hardness MOHS	Shade Variation Rating								
 12"x24" 11.81"x23.62"				 8"x35" 7.87"x35.43"				 12"x12" Mesh 11.81"x11.81"		 3"x12" Floor SBN		Results	III	≥ 500 lbf	Resistant	≤ .50%	≥ .60	Resistant	8	V3

Grout joint recommendation: 3/16"

Green Friendly: VOC None | Recycled Content 3% Pre-Consumer, 0% Post-Consumer

REALM™

Glazed Ceramic

Realm™ mirrors traditional honed marble with subtle veining and refined movement. Sophisticated colors with crackled and distressed details lend a natural aesthetic. A matte finish and various tile sizes make Realm™ ideal for numerous residential interiors.

3 Colors | 3 Sizes | 3/8" Thickness



All Colors Available in Sizes 20"x20", 13"x13", 12"x24"

Mosaics



District 2"x2" on 13"x13" Mesh

Domain 2"x2" on 13"x13" Mesh

Nation 2"x2" on 13"x13" Mesh

Sizes & Trim					Technical Specifications								
Tile thickness could vary based on size. Larger format tiles will have a higher thickness.					Test Method	Abrasion Resistance C1027	Breaking Strength C648	Chemical Resistance C650	Water Absorption C373	DCOF ANSI A137.1	Freeze-Thaw Cycling C1026	Scratch Hardness MOHS	Shade Variation Rating
 20"x20" 19.69" x 19.69"	 13"x13" 12.99" x 12.99"	 12"x24" 11.81" x 23.62"	 13"x13" Mesh 12.99" x 12.99"	 3"x13" Floor SBN	Results	III	≥ 350 lbf	Resistant	≤ 50%	≥ .50	Non-Resistant	4	V4

Grout joint recommendation: 3/16"

Green Friendly: VOC None | Recycled Content 3% Pre-Consumer, 0% Post-Consumer



RESERVA™

Glazed Porcelain



Showcasing the complex veining of rare marble, Reserva™ brings to life the timeless look with multiple sizes and stunning colors.



4 Colors | 3 Sizes | 5/16" Thickness



All Colors Available in Sizes 18"x18", 13"x13", 12"x24"

Sizes & Trim				Technical Specifications								
<p>Tile thickness could vary based on size. Larger format tiles will have a higher thickness.</p> <div style="display: flex; justify-content: space-around; align-items: flex-end;"> <div style="text-align: center;">  <p>18"x18" 17.72" x 17.72"</p> </div> <div style="text-align: center;">  <p>13"x13" 12.99" x 12.99"</p> </div> <div style="text-align: center;">  <p>12"x24" 11.81" x 23.62"</p> </div> <div style="text-align: center;">  <p>3"x13" Floor SBN</p> </div> </div>				Test Method	Abrasion Resistance C1027	Breaking Strength C648	Chemical Resistance C650	Water Absorption C373	DCOF ANSI A137.1	Freeze-Thaw Cycling C1026	Scratch Hardness MOHS	Shade Variation Rating
				Results	Check Website	Check Website	Check Website	Check Website	Check Website	Check Website	V3	

Grout joint recommendation: 1/8"

Green Friendly: VOC None | Recycled Content 0% Pre & Post-Consumer



RESIDENZA™

Glazed Ceramic

Inspired by the look of marble and travertine, Residenza™ offers three colors, two finishes, and two sizes in glazed ceramic tile.


3 Colors | 2 Sizes | 5/16" Thickness



Calacata




Rapolano




Crosscut

All Colors Available in Sizes 23"x23", 12"x23"
All Colors Available in Gloss and Matte Finish




Mosaics



Calacata 2"x2" on 13"x13" Mesh



Rapolano 2"x2" on 13"x13" Mesh

Sizes & Trim		Technical Specifications								
Tile thickness could vary based on size. Larger format tiles will have a higher thickness.		Test Method	Abrasion Resistance C1027	Breaking Strength C648	Chemical Resistance C650	Water Absorption C373	DCOF ANSI A137.1	Freeze-Thaw Cycling C1026	Scratch Hardness MOHS	Shade Variation Rating
 23"x23" 23.15"x23.15"  12"x23" 11.54"x23.15"  13"x13" Mesh 13.39"x13.39"  3"x12" Floor SBN		Results	IV	≥ 300 lbf	Non-Resistant	>.7%	< .42	Non-Resistant	5	V2

Grout joint recommendation: 3/16"

Green Friendly: VOC None | Recycled Content 0% Pre & Post-Consumer



RHAPSODY™

Glazed Porcelain

Rhapsody™ juxtaposes an alluring distressed finish with modern design flexibility. White, black, floral, and diagonal porcelain patterns complement a wide array of design themes, or maybe a statement of their own. Rhapsody is ideal for floor and wall applications.


4 Colors | 1 Size | 3/8" Thickness



White




Diagonal



Black




Floral



Pattern Suggestions

All Colors Available in Size 13"x13"

Sizes & Trim		Technical Specifications							
Tile thickness could vary based on size. Larger format tiles will have a higher thickness.		Test Method Abrasion Resistance C1027	Breaking Strength C648	Chemical Resistance C650	Water Absorption C373	DCOF ANSI A137.1	Freeze-Thaw Cycling C1026	Scratch Hardness MOHS	Shade Variation Rating
 13"x13" 12.95"x12.95"		Check Website	Check Website	Check Website	Check Website	Check Website	Check Website	Check Website	V2

Grout joint recommendation: 3/16"

Green Friendly: VOC None | Recycled Content 0% Pre & Post-Consumer



SANCTUARY™


Glazed Ceramic

Sanctuary™ reflects the simplistic beauty of natural wood grains in a durable glazed ceramic tile. Warm neutrals with rustic undertones bring a quiet elegance for an inviting retreat. Subtle visual and tactile textures elongate surfaces for a versatile, sophisticated linear design.

2 Colors | 1 Size | 3/8" Thickness



All Colors Available in Size 8"x39"

Sizes & Trim		Technical Specifications							
Tile thickness could vary based on size. Larger format tiles will have a higher thickness.		Test Method Abrasion Resistance C1027	Breaking Strength C648	Chemical Resistance C650	Water Absorption C373	DCOF ANSI A137.1	Freeze-Thaw Cycling C1026	Scratch Hardness MOHS	Shade Variation Rating
 <p>8" x 39" 7.99" x 38.98"</p>		III	≥ 250 lbf	Resistant	< 7%	≥ .42	Resistant	6	V3

Grout joint recommendation: 3/16"

Green Friendly: VOC None | Recycled Content 3% Pre-Consumer, 0% Post-Consumer





SANDSTORM™

Glazed Porcelain


Sandstorm™ reflects the captivating layers of sandstone in a glazed porcelain tile. High-definition printing enables natural-looking color variation, veining and fissure lines for which natural stone is known.

4 Colors | 1 Size | 3/8" Thickness



All Colors Available in Size 12"x24"

Mosaics



Gobi 2"x2" on 13"x13" Mesh

Kalahari 2"x2" on 13"x13" Mesh

Mojave 2"x2" on 13"x13" Mesh

Sahara 2"x2" on 13"x13" Mesh

Sizes & Trim			Technical Specifications								
Tile thickness could vary based on size. Larger format tiles will have a higher thickness.			Test Method	Abrasion Resistance C1027	Breaking Strength C648	Chemical Resistance C650	Water Absorption C373	DCOF ANSI A137.1	Freeze-Thaw Cycling C1026	Scratch Hardness MOHS	Shade Variation Rating
 12"x24" 11.81"x23.62"	 13"x13" Mesh 13.07"x13.07"	 3"x13" Floor SBN	Results	III	≥ 300 lbf	Resistant	≤ .50%	≥ .50	Resistant	7	V2

Grout joint recommendation: 3/16"

Green Friendly: VOC None | Recycled Content 0% Pre & Post-Consumer



SILHOUETTE™

Glazed Porcelain


Inspired by the artistic blend of watercolors, Silhouette™ strides in with soft tones and linear flow creating an inviting environment.

4 Colors | 1 Size | 3/8" Thickness



All Colors Available in Size 12"x24"

Mosaics



Contour 2"x2" on 12"x12" Mesh

Figure 2"x2" on 12"x12" Mesh

Profile 2"x2" on 12"x12" Mesh

Shadow 2"x2" on 12"x12" Mesh

SIZES & TRIM			TECHNICAL SPECIFICATIONS											
Tile thickness could vary based on size. Larger format tiles will have a higher thickness.			Test Method	Abrasion Resistance C1027	Breaking Strength C648	Chemical Resistance C650	Water Absorption C373	DCOF ANSI A137.1	Freeze-Thaw Cycling C1026	Scratch Hardness MOHS	Shade Variation Rating			
 12"x24" 11.81"x23.62"			 12"x12" Mesh		 3"x12" Floor SBN		Results	Check Website	Check Website	Check Website	Check Website	Check Website	Check Website	Check Website

Grout joint recommendation: 1/8"

Green Friendly: VOC None | Recycled Content 0% Pre & Post-Consumer



SPECULAR™

Glazed Porcelain

Modern, linear and sophisticated, Specular™ is available in four authentic colors and is suitable for residential and commercial applications.

4 Colors | 1 Size | 3/8" Thickness



SPECULAR™



All Colors Available in Size 12"x24"

Sizes & Trim		Technical Specifications							
<p>Tile thickness could vary based on size. Larger format tiles will have a higher thickness.</p>		Test Method Abrasion Resistance C1027	Breaking Strength C648	Chemical Resistance C650	Water Absorption C373	DCOF ANSI A137.1	Freeze-Thaw Cycling C1026	Scratch Hardness MOHS	Shade Variation Rating
		III	≥ 550 lbf	Resistant	≤ .50%	≥ .45	Resistant	7	V2

Grout joint recommendation: 1/8"

Green Friendly: VOC None | Recycled Content 0% Pre & Post-Consumer

Porcelain & Ceramic Floor

ST. MORITZ II™

Glazed Porcelain

St. Moritz II™ is inspired by the stunning natural beauty and exclusive elegance of St. Moritz, Switzerland. Subtle veining and a smooth finish lend a calm, inviting feel.

5 Colors | 1 Size | 3/8" Thickness



All Colors Available in Size 12"x24"

Mosaics



Ivory 2"x2" on 12"x12" Mesh

Cream 2"x2" on 12"x12" Mesh

Silver 2"x2" on 12"x12" Mesh

Cotton 2"x2" on 12"x12" Mesh

Gray 2"x2" on 12"x12" Mesh

SIZES & TRIM			TECHNICAL SPECIFICATIONS								
Tile thickness could vary based on size. Larger format tiles will have a higher thickness.			Test Method	Abrasion Resistance C1027	Breaking Strength C648	Chemical Resistance C650	Water Absorption C373	DCOF ANSI A137.1	Freeze-Thaw Cycling C1026	Scratch Hardness MOHS	Shade Variation Rating
 12"x24" 11.81"x23.62"	 12"x12" Mesh 11.81"x11.81"	 3"x12" Floor SBN	Results	IV	≥ 400 lbf	Resistant	≤ .50%	≥ .42	Resistant	7	V2

Grout joint recommendation: 1/8"

Green Friendly: VOC None | Recycled Content 3% Pre-Consumer, 0% Post-Consumer



STADIUM™


Glazed Ceramic

Stadium™ captures the contemporary appeal of city concrete. An urban-inspired color palette and satin finish lend an industrial, yet approachable look.


3 Colors | 1 Size | 5/16" Thickness



Cement




Concrete




Foundation

All Colors Available in Size 12"x24"


Mosaics





Cement 2"x2" on 13"x13" Mesh



Concrete 2"x2" on 13"x13" Mesh



Foundation 2"x2" on 13"x13" Mesh

Sizes & Trim				Technical Specifications								
Tile thickness could vary based on size. Larger format tiles will have a higher thickness.				Test Method	Abrasion Resistance C1027	Breaking Strength C648	Chemical Resistance C650	Water Absorption C373	DCOF ANSI A137.1	Freeze-Thaw Cycling C1026	Scratch Hardness MOHS	Shade Variation Rating
 12"x24" 12.01"x23.82"  13"x13" Mesh 12.99" x12.99"  3"x13" Floor SBN				Results	III	≥ 250 lbf	Resistant	≤ 50%	≥ .50	Non-Resistant	6	V2

Grout joint recommendation: 3/16"

Green Friendly: VOC None | Recycled Content 0% Pre & Post-Consumer

STRANDS™

Glazed Body Match Porcelain

Strands™ features a compelling, modern design inspired by the soft movement and texture of fabric. Eclectic neutrals highlight linear patterning and draw the eye forward.

4 Colors | 1 Size | 3/8" Thickness



All Colors Available in Size 12"x24"

Mosaics



Pearl 2"x2" on 12"x12" Mesh

Oyster 2"x2" on 12"x12" Mesh

Olive 2"x2" on 12"x12" Mesh

Twilight 2"x2" on 12"x12" Mesh

SIZES & TRIM					TECHNICAL SPECIFICATIONS										
Tile thickness could vary based on size. Larger format tiles will have a higher thickness.					Test Method	Abrasion Resistance C1027	Breaking Strength C648	Chemical Resistance C650	Water Absorption C373	DCOF ANSI A137.1	Freeze-Thaw Cycling C1026	Scratch Hardness MOHS	Shade Variation Rating		
 12"x24" 11.70"x23.60"					 12"x12" Mesh 11.81"x11.81"					 3"x12" Floor SBN (Horizontal)		 6"x12" Cove Base (Horizontal)		 1"x6" Cove Base Corner Out (Horizontal)	
					Results	IV	≥ 500 lbf	Resistant	≤ .50%	≥ .60	Resistant	7	V2		

Grout joint recommendation: 1/8"

Green Friendly: VOC None | Recycled Content 3% Pre-Consumer, 0% Post-Consumer



STYLE™
Glazed Porcelain

Cool and clean, Style™ offers multiple sizes and a linear mosaic for a contemporary installation perfect for any application.

1 Color | 4 Sizes | 3/8" Thickness



Pure White









Available in Sizes 24"x47", 24"x24", 12"x24", 6"x24"
 All Sizes Available in Matte & Polished Finish

Mosaic



Matte & Polished Linear Blend on 10"x12" Mesh

The beauty of high gloss or polished products may be susceptible to scratching that is more visible on the surface of the tile.

Sizes & Trim		Technical Specifications								
Tile thickness could vary based on size. Larger format tiles will have a higher thickness.		Test Method	Abrasion Resistance C1027	Breaking Strength C648	Chemical Resistance C650	Water Absorption C373	DCOF ANSI A137.1	Freeze-Thaw Cycling C1026	Scratch Hardness MOHS	Shade Variation Rating
       		Results	M V P IV	M ≥ 550 lbf P ≥ 600 lbf	Resistant	≤ .50%	< .42	Resistant	7	V1

Grout joint recommendation: 1/8"

Green Friendly: VOC None | Recycled Content 0% Pre & Post-Consumer



SWISS™
Glazed Porcelain

Swiss™ radiates sophisticated beauty highlighting the soft veining of natural stone in a porcelain tile. With polished and matte finishes offered in a variety of elegant colors and sizes, the design possibilities are limitless.

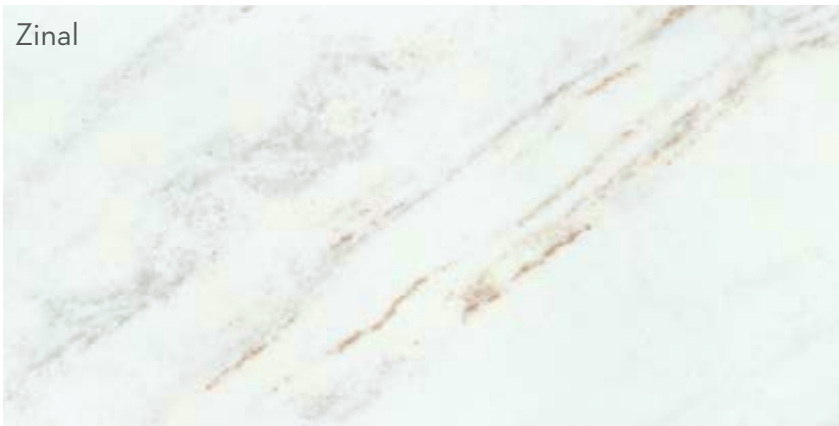
3 Colors | 3 Sizes | 3/8" Thickness



Gauli



Rhone



Zinal

All Colors Available in Sizes 32"x32", 24"x47", 12"x24" | Polished
 All Colors Available in Size 12"x24" | Matte

Mosaics



Gauli 2"x2" on 12"x12" Mesh



Rhone 2"x2" on 12"x12" Mesh



Zinal 2"x2" on 12"x12" Mesh

Sizes & Trim					Technical Specifications								
Tile thickness could vary based on size. Larger format tiles will have a higher thickness.					Test Method	Abrasion Resistance C1027	Breaking Strength C648	Chemical Resistance C650	Water Absorption C373	DCOF ANSI A137.1	Freeze-Thaw Cycling C1026	Scratch Hardness MOHS	Shade Variation Rating
					Results	Check Website	Check Website	Check Website	Check Website	Check Website	Check Website	Check Website	Check Website

Grout joint recommendation: 1/8"

Green Friendly: VOC None | Recycled Content 0% Pre & Post-Consumer



TECHNIQUE™

Glazed Porcelain

Technique™ showcases the intricate veining in natural stone. Offered in contemporary colors it will add charm to any installation.

4 Colors | 1 Size | 3/8" Thickness



Bianco



Ivory



Dove



Carbon

All Colors Available in Size 12"x24"

Sizes & Trim		Technical Specifications								
<p>Tile thickness could vary based on size. Larger format tiles will have a higher thickness.</p> <p>12" x 24" 12.2" x 24.02"</p> <p>3" x 12" Floor SBN</p>		Test Method	Abrasion Resistance C1027	Breaking Strength C648	Chemical Resistance C650	Water Absorption C373	DCOF ANSI A137.1	Freeze-Thaw Cycling C1026	Scratch Hardness MOHS	Shade Variation Rating
		Results	Check Website	Check Website	Check Website	Check Website	Check Website	Check Website	Check Website	

Grout joint recommendation: 1/8"

Green Friendly: VOC None | Recycled Content 0% Pre & Post-Consumer



TERAZIO™

Glazed Porcelain

Terazio™ is an alluring recreation of quartz-like attributes in a durable porcelain tile. High-definition inkjets create natural speckled variations on the surface in neutral earth tones. Terazio provides a smooth, luminous finish for residential and commercial applications.

4 Colors | 2 Sizes | 3/8" Thickness



All Colors Available in Size 24"x24" Polished Finish
 All Colors Available in Size 12"x24" Matte Finish

Sizes & Trim		Technical Specifications								
Tile thickness could vary based on size. Larger format tiles will have a higher thickness.		Test Method	Abrasion Resistance C1027	Breaking Strength C648	Chemical Resistance C650	Water Absorption C373	DCOF ANSI A137.1	Freeze-Thaw Cycling C1026	Scratch Hardness MOHS	Shade Variation Rating
<p>24"x24" 23.62"x23.62"</p> <p>12"x24" 11.81"x23.62"</p> <p>3"x24" Floor SBN</p>		Results	III	≥ 250 lbf	Resistant	≤ 50%	≥ .42	Resistant	6	V3

Grout joint recommendation: 1/8"

Green Friendly: VOC None | Recycled Content 0% Pre & Post-Consumer

TERRANE™

Glazed Porcelain

Terrane™ offers a stone look with linear design in a trendy size to compliment any space using high-definition printing.

4 Colors | 1 Size | 3/8" Thickness



All Colors Available in Size 12"x24"

Mosaics



Ivory 2"x2" on 12"x12" Mesh

Beige 2"x2" on 12"x12" Mesh

Taupe 2"x2" on 12"x12" Mesh

Gray 2"x2" on 12"x12" Mesh

Sizes & Trim			Technical Specifications							
Tile thickness could vary based on size. Larger format tiles will have a higher thickness.			Test Method Abrasion Resistance C1027	Breaking Strength C648	Chemical Resistance C650	Water Absorption C373	DCOF ANSI A137.1	Freeze-Thaw Cycling C1026	Scratch Hardness MOHS	Shade Variation Rating
 12"x24" 11.81"x23.62"	 12"x12" Mesh 11.81"x11.81"	 3"x12" Floor SBN	Results IV	≥ 550 lbf	Resistant	≤ .50%	≥ .42	Resistant	7	V3

Grout joint recommendation: 3/16"

Green Friendly: VOC None | Recycled Content 0% Pre & Post-Consumer



TESOLA™

Glazed Ceramic

Tesola™ presents the subtle look of concrete in soft neutral colors. This fast trending look is offered in two sizes and coordinating mosaics.

3 Colors | 2 Sizes | 5/16" Thickness



Cream




Silver




Taupe

All Colors Available in Sizes 18"x18", 12"x12"

Mosaics



Cream 2"x2" on 12"x12" Mesh



Silver 2"x2" on 12"x12" Mesh



Taupe 2"x2" on 12"x12" Mesh

Sizes & Trim				Technical Specifications								
Tile thickness could vary based on size. Larger format tiles will have a higher thickness.				Test Method	Abrasion Resistance C1027	Breaking Strength C648	Chemical Resistance C650	Water Absorption C373	DCOF ANSI A137.1	Freeze-Thaw Cycling C1026	Scratch Hardness MOHS	Shade Variation Rating
 18"x18" 17.60"x17.60"	 12"x12" 12.28"x12.28"	 12"x12" Mesh 12.28"x12.28"	 3"x12" Floor SBN	Results	Check Website	Check Website	Check Website	Check Website	Check Website	Check Website	Check Website	V2

Grout joint recommendation: 1/8"

Green Friendly: VOC None | Recycled Content 0% Pre & Post-Consumer



THEORY™
Glazed Porcelain

Theory™ is a glazed porcelain series inspired by the look of distressed wood, adding interest to any floor or wall application.

4 Colors | 1 Size | 7/16" Thickness



All Colors Available in Size 8"x45"

Sizes & Trim		Technical Specifications								
Tile thickness could vary based on size. Larger format tiles will have a higher thickness.		Test Method	Abrasion Resistance C1027	Breaking Strength C648	Chemical Resistance C650	Water Absorption C373	DCOF ANSI A137.1	Freeze-Thaw Cycling C1026	Scratch Hardness MOHS	Shade Variation Rating
 <p>8" x 45" 7.89" x 44.88"</p>		Results	IV	≥ 700 lbf	Resistant	≤ .50%	≥ .55	Resistant	6	V4

Grout joint recommendation: 3/16"

Green Friendly: VOC None | Recycled Content 0% Pre & Post-Consumer

THREAD™

Glazed Porcelain


Inspired by woven textiles, Thread™ offers a subtle color palette with coordinating mosaics.

5 Colors | 1 Size | 5/16" Thickness



All Colors Available in Size 12"x24"

Mosaics



White 2"x2" on 12"x12" Mesh

Ivory 2"x2" on 12"x12" Mesh

Silver 2"x2" on 12"x12" Mesh

Olive 2"x2" on 12"x12" Mesh

Gray 2"x2" on 12"x12" Mesh



White Linear on 13"x13" Mesh

Ivory Linear on 13"x13" Mesh

Silver Linear on 13"x13" Mesh

Olive Linear on 13"x13" Mesh

Gray Linear on 13"x13" Mesh

Sizes & Trim				Technical Specifications								
Tile thickness could vary based on size. Larger format tiles will have a higher thickness.				Test Method	Abrasion Resistance C1027	Breaking Strength C648	Chemical Resistance C650	Water Absorption C373	DCOF ANSI A137.1	Freeze-Thaw Cycling C1026	Scratch Hardness MOHS	Shade Variation Rating
12"x24" 11.81"x23.62" 12"x12" Mesh 11.81"x11.81" 13"x13" Mesh 12.80"x12.80" 3"x12" Floor SBN				Results	III	≥ 350 lbf	Resistant	≤ .50%	< .42	Resistant	5	V2

Grout joint recommendation: 3/16"

Green Friendly: VOC None | Recycled Content 0% Pre & Post-Consumer

TOLEDO™

Glazed Ceramic

With subtle veining and rich earthy colors, Toledo™, a glazed ceramic tile series recalls age old stone in traditional sizes and colors.

3 Colors | 2 Sizes | 5/16" Thickness



Beige



Silver



Noce

All Colors Available in Sizes 17"x17", 13"x13"

Mosaics



Beige 2"x2" on 13"x13" Mesh



Silver 2"x2" on 13"x13" Mesh



Noce 2"x2" on 13"x13" Mesh

Sizes & Trim				Technical Specifications								
Tile thickness could vary based on size. Larger format tiles will have a higher thickness.				Test Method	Abrasion Resistance C1027	Breaking Strength C648	Chemical Resistance C650	Water Absorption C373	DCOF ANSI A137.1	Freeze-Thaw Cycling C1026	Scratch Hardness MOHS	Shade Variation Rating
 17"x17" 17.30"x17.30"	 13"x13" 13.10"x13.10"	 13"x13" Mesh 12.99" x12.99"	 3"x13" Floor SBN	Results	III	≥ 250 lbf	Non-Resistant	≤ 5%	≥ .42	Non-Resistant	7	V2

Grout joint recommendation: 1/8"

Green Friendly: VOC None | Recycled Content 0% Pre & Post-Consumer

TOPANGA™

Glazed Ceramic

Topanga™ replicates a classic travertine look in varying tones of beige and gray. Subtle color variations and movement in design compliment the look and feel of your space.

3 Colors | 3 Sizes | 5/16" Thickness



Cream



Greige



Tan

All Colors Available in Sizes 18"x18", 13"x23", 12"x12"

Mosaics



Cream 2"x2" on 12"x12" Mesh



Greige 2"x2" on 12"x12" Mesh



Tan 2"x2" on 12"x12" Mesh

Sizes & Trim					Technical Specifications								
Tile thickness could vary based on size. Larger format tiles will have a higher thickness.					Test Method	Abrasion Resistance C1027	Breaking Strength C648	Chemical Resistance C650	Water Absorption C373	DCOF ANSI A137.1	Freeze-Thaw Cycling C1026	Scratch Hardness MOHS	Shade Variation Rating
 18"x18" 17.60" x 17.60"	 13"x23" 12.68" x 22.56"	 12"x12" 12.28" x 12.28"	 12"x12" Mesh 12.28" x 12.28"	 3"x12" Floor SBN	Results	IV	≥ 250 lbf	Non-Resistant	> 5%	< .42	Non-Resistant	7	Check Website

Grout joint recommendation: 1/8"

Green Friendly: VOC None | Recycled Content 0% Pre & Post-Consumer


TROVATA™

Glazed Porcelain

Trovata™ beautifully recreates the look of stone in glazed porcelain with rustic undertones. Using high definition printing technology, Trovata™ consists of four colors and coordinating mosaics.




4 Colors | 3 Sizes | 3/8" Thickness



Diary



Journal



Ledger



Scroll

All Colors Available in Sizes 20"x20", 13"x13", 12"x24"

Mosaics



Diary 2"x2" on 13"x13" Mesh



Journal 2"x2" on 13"x13" Mesh



Ledger 2"x2" on 13"x13" Mesh



Scroll 2"x2" on 13"x13" Mesh

SIZES & TRIM					TECHNICAL SPECIFICATIONS								
Tile thickness could vary based on size. Larger format tiles will have a higher thickness.					Test Method	Abrasion Resistance C1027	Breaking Strength C648	Chemical Resistance C650	Water Absorption C373	DCOF ANSI A137.1	Freeze-Thaw Cycling C1026	Scratch Hardness MOHS	Shade Variation Rating
					Results	III	≥ 300 lbf	Resistant	≤ .50%	< .42	Resistant	5	V2

Grout joint recommendation: 1/8"

Green Friendly: VOC None | Recycled Content 3% Pre-Consumer, 0% Post-Consumer



UDDO™

Glazed Ceramic

Uddo™ represents the look of wood in a glazed ceramic tile evoking layers of texture and natural graining. The warm, neutral tones will enhance the beauty of any space.

3 Colors | 1 Size | 5/16" Thickness



All Colors Available in Size 8"x24"

Sizes & Trim Tile thickness could vary based on size. Larger format tiles will have a higher thickness.		Technical Specifications						
	Test Method Abrasion Resistance C1027	Breaking Strength C648	Chemical Resistance C650	Water Absorption C373	DCOF ANSI A137.1	Freeze-Thaw Cycling C1026	Scratch Hardness MOHS	Shade Variation Rating
	Results Check Website	Check Website	Check Website	Check Website	Check Website	Check Website	Check Website	V2

Grout joint recommendation: 3/16"

Green Friendly: VOC None | Recycled Content 0% Pre & Post-Consumer

UPTOWN™

Glazed Body Match Porcelain

Uptown™ features subtle textures and color variation giving it a timeless, urban feel. All colors are offered in a coordinating mosaic and chevron pattern for a variety of installation options.



Sugar Hill



Manhattan



Morningside



Hamilton



Hudson



Washington

All Colors Available in Sizes 24"x47", 24"x24", 12"x24"

Chevron Patterns



Sugar Hill 18"x35"



Manhattan 18"x35"




Morningside 18"x35"



Hamilton 18"x35"



Hudson 18"x35"



Washington 18"x35"


Mosaics



Sugar Hill 2"x2" on 12"x12" Mesh



Manhattan 2"x2" on 12"x12" Mesh



Morningside 2"x2" on 12"x12" Mesh



Hamilton 2"x2" on 12"x12" Mesh



Hudson 2"x2" on 12"x12" Mesh



Washington 2"x2" on 12"x12" Mesh

Sizes & Trim						Technical Specifications																					
Tile thickness could vary based on size. Larger format tiles will have a higher thickness.						<table border="1"> <tr> <td></td> <td></td> <td></td> <td></td> <td></td> <td></td> </tr> <tr> <td>24"x47" 23.62"x47.24"</td> <td>24"x24" 23.62"x23.62"</td> <td>18"x35" 17.72"x35.43"</td> <td>12"x24" 11.81"x23.62"</td> <td>12"x12" Mesh 11.81"x11.81"</td> <td>3"x12" Floor SBN</td> </tr> </table>							24"x47" 23.62"x47.24"	24"x24" 23.62"x23.62"	18"x35" 17.72"x35.43"	12"x24" 11.81"x23.62"	12"x12" Mesh 11.81"x11.81"	3"x12" Floor SBN	Test Method	Abrasion Resistance C1027	Breaking Strength C648	Chemical Resistance C650	Water Absorption C373	DCOF ANSI A137.1	Freeze-Thaw Cycling C1026	Scratch Hardness MOHS	Shade Variation Rating
24"x47" 23.62"x47.24"	24"x24" 23.62"x23.62"	18"x35" 17.72"x35.43"	12"x24" 11.81"x23.62"	12"x12" Mesh 11.81"x11.81"	3"x12" Floor SBN																						
						Results	IV	≥ 850 lbf	Resistant	≤ .50%	≥ .65	Resistant	7	V3													

Grout joint recommendation: 1/8"

Green Friendly: VOC None | Recycled Content 0% Pre & Post-Consumer



VELOCITY™

Glazed Porcelain

Velocity™ uniquely displays the varied colors and textures of distressed wood. A popular chevron pairs natural and painted wood tones for rustic, yet modern appeal. Plank tiles invite creative layouts for geometric designs that play on patterns.

3 Colors | 1 Size | 7/16" Thickness



All Colors Available in Size 17" x 35"

Sizes & Trim		Technical Specifications								
Tile thickness could vary based on size. Larger format tiles will have a higher thickness.		Test Method	Abrasion Resistance C1027	Breaking Strength C648	Chemical Resistance C650	Water Absorption C373	DCOF ANSI A137.1	Freeze-Thaw Cycling C1026	Scratch Hardness MOHS	Shade Variation Rating
<p>17" x 35" 17.40" x 35.04"</p>		Results	III	≥ 850 lbf	Resistant	≤ .50%	< .42	Resistant	7	V2

Grout joint recommendation: 1/16"

Green Friendly: VOC None | Recycled Content 0% Pre & Post-Consumer



VIRTUE™


Glazed Porcelain

Virtue™ features interlocking tiles that seamlessly connect for a consistent hexagonal shape. It's eclectic mix of ornate patterns and smooth textures add an accent pop, or bold, all-over patterning. An octagonal shape blends the craftsmanship of a mosaic with the ease of larger-format tiles.

3 Colors | 1 Size | 5/16" Thickness



White



Ivory



Gray



All Colors Available in Size 17"x17"

Sizes & Trim		Technical Specifications							
Tile thickness could vary based on size. Larger format tiles will have a higher thickness.		Test Method Abrasion Resistance C1027	Breaking Strength C648	Chemical Resistance C650	Water Absorption C373	DCOF ANSI A137.1	Freeze-Thaw Cycling C1026	Scratch Hardness MOHS	Shade Variation Rating
		Results IV	≥ 400 lbf	Resistant	< .50%	≥ .60	Resistant	9	V2

Grout joint recommendation: 1/16"

Green Friendly: VOC None | Recycled Content 0% Pre & Post-Consumer



WOODWORK™




Glazed Porcelain

Woodwork™ artfully replicates natural wood in glazed porcelain using high-definition printing technology in a variety of appealing earthy tones.

6 Colors | 2 Sizes | 5/16" Thickness



All Colors Available in Sizes 6"x39", 6"x24"

Sizes & Trim				Technical Specifications										
Tile thickness could vary based on size. Larger format tiles will have a higher thickness.				Test Method	Abrasion Resistance C1027	Breaking Strength C648	Chemical Resistance C650	Water Absorption C373	DCOF ANSI A137.1	Freeze-Thaw Cycling C1026	Scratch Hardness MOHS	Shade Variation Rating		
 6" x 39" 6.49" x 39.25"		 6" x 24" 5.83" x 23.50"		 3" x 24" Floor SBN		Results	III	≥ 300 lbf	Resistant	≤ .50%	≥ .50	Resistant	5	V3

Grout joint recommendation: 3/16"

Green Friendly: VOC None | Recycled Content 3% Pre-Consumer, 0% Post-Consumer

XTRA™



2CM Porcelain

Xtra™ replicates the look of wood, concrete and stone in multiple colors. This unique collection is suitable for indoor and outdoor spaces.



10 Colors | 2 Sizes | 3/4" Thickness



Tiberwood Colors Available in Size 12"x47"



Colors Available in Size 24"x24"

Sizes & Trim		Technical Specifications								
Tile thickness could vary based on size. Larger format tiles will have a higher thickness.		Test Method	Abrasion Resistance C1027	Breaking Strength C648	Chemical Resistance C650	Water Absorption C373	DCOF ANSI A137.1	Freeze-Thaw Cycling C1026	Scratch Hardness MOHS	Shade Variation Rating
 24"x24" 23.62"x23.62"		Results	I	≥ 500 lbf	Resistant	≤ .50%	> .65	Resistant	8	V2
 12"x47" 11.73"x47.05"										

Grout joint recommendation: 1/8"

Green Friendly: VOC None | Recycled Content 3% Pre-Consumer, 0% Post-Consumer



ZEPHYR™
Glazed Ceramic

Zephyr™ is a glazed ceramic series inspired by natural wood that has been weathered by gentle breezes over time using high-definition printing technology.

3 Colors | 1 Size | 7/16" Thickness



All Colors Available in Size 8"x35"

Mosaics



Wind 2"x2" on 12"x12" Mesh



Breeze 2"x2" on 12"x12" Mesh



Draft 2"x2" on 12"x12" Mesh

Sizes & Trim		Technical Specifications								
Tile thickness could vary based on size. Larger format tiles will have a higher thickness.		Test Method	Abrasion Resistance C1027	Breaking Strength C648	Chemical Resistance C650	Water Absorption C373	DCOF ANSI A137.1	Freeze-Thaw Cycling C1026	Scratch Hardness MOHS	Shade Variation Rating
 8"x35" 7.87"x35.43"	 12"x12" Mesh 11.81"x11.81"	Results	III	≥ 550 lbf	Resistant	≤ 3%	≥ .42	Resistant	8	V2

Grout joint recommendation: 3/16"

Green Friendly: VOC None | Recycled Content 3% Pre-Consumer, 0% Post-Consumer