



earthworks®  
FLOORING INSPIRED BY NATURE

2019 PRODUCT CATALOG

LVT  
LUXURY VINYL TILE

LVP  
LUXURY VINYL PLANK

WPC  
WATERPROOF CORE

SPC  
SOLID POLYMER CORE

# WARRANTIES

WITH A 30-DAY SATISFACTION GUARANTEE,  
YOUR CHOICE OF EARTHWERKS PRODUCTS GIVES YOU ADDED  
ASSURANCE AND PROTECTION.

(Restrictions apply - please visit [earthwerks.com](http://earthwerks.com) for further details)



**Better Level Products**  
Chassis®, Derby®, Devan®,  
Innsbruck, Lancaster,  
Pavilion®, Brighton®,  
Rapture



**Best Level Products**  
Adobe Stone,  
Camden, Chassis®  
Advantage, Highlander,  
Boulder, Domain™,  
Sherbrooke®



**Premium Level Products**  
Halden®, Hathaway, Montana,  
Portia®, Chassis® Pro, Upton,  
Wood Classic, Parkhill®, Parkhill®  
EIR, Parkhill® Tile, Parkhill® Plus  
XXL, Noble Classic™ Plus, Noble  
Classic™ Plus XL, Stadium Plus,  
Stadium Plus XL

# INDEX

*EXPLORE THE OPPORTUNITIES WITH EARTHWERKS® FLOORING  
TO BRING NEW LIFE TO THE AREA AROUND YOU.*

---

Features	4
Our Products	5
<b>The Development Collection™</b>	<b>6</b>
<b>The Performance Collection™</b>	<b>15</b>
<b>The Core Collection™</b>	<b>20</b>

---

Strength, performance, luxury and style are built into all of the products you will find under Earthwerks® - **Products You Can Trust!**

# FEATURES


## EARTHWERKS PRODUCTS FEATURES & BENEFITS

·EMBOSSED IN REGISTER·



Specially embossed to match the graining on the design.

EarthWerks EIR products are **embossed in register** to exactly match the graining in the flooring pattern. This unique and intricate embossing method adds an extra element of texture and depth to the design, enhancing the character and realistic qualities of the floor.



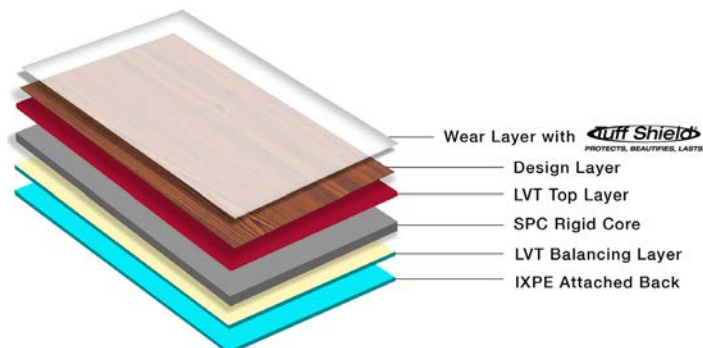
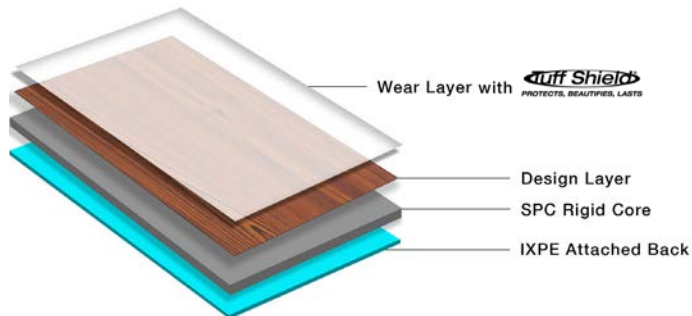
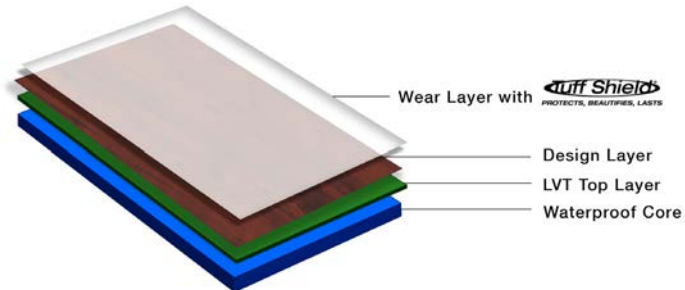
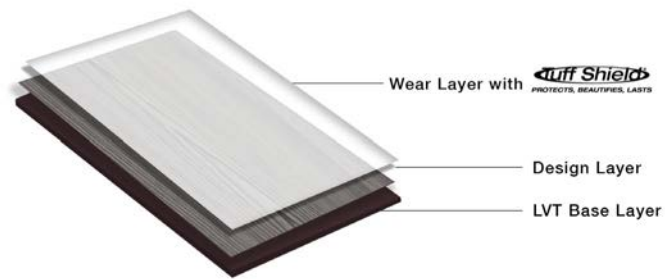
EarthWerks® Tuff Shield® coating offers improved strength and protection with enhanced particles suspended in the urethane for superior durability.

This gives you the most advanced finish for long lasting protection. Our factories use production methods and leading technology to continue to meet the highest global standards. Using the best wear layers and coatings make a difference as not all “mils” are the same. Superior wear layers are critical for performance. We offer consistent clarity and thickness, vibrant strength, ultimate wear and moisture resistance.

### PRODUCT ATTRIBUTES



# OUR PRODUCTS



THE  
**DEVELOPMENT**  
COLLECTION™



Chassis®	Tile/Plank	8
Adobe Stone	Plank	8
Derby®	Plank	9
Devan®	Plank	9
Innsbruck	Plank	10
Lancaster	Plank	10
Pavilion®	Plank	11
Brighton®	Plank	11
Rapture	Plank	12
Camden	Plank	12
Chassis® Advantage	Tile/Plank	13
Highlander	Plank	13
Boulder	Tile	14
Domain™	Tile	14

Please note that all measurements are nominal\*





# CHASSIS®



## PRODUCT FEATURES

- 18 x 18 x 2mm x 6mil - 2 tiles
  - 16 pieces per carton
  - 76 cartons per pallet
  - 35.95 sq. ft. per carton
- 7 x 48 x 2mm x 6mil - 4 planks
  - 14 pieces per carton
  - 85 cartons per pallet
  - 32.72 sq. ft. per carton
- Thickness: 2.0mm / Wear Layer: 6mil
- Edge: Square / Coating: Tuff Shield®

## GLUE DOWN LVT - LUXURY VINYL TILE GLUE DOWN LVP - LUXURY VINYL PLANK



Veridian | CHA 7485



Calais | CHA 7486



Motorcoach | CHA 7481



Suspension | CHA 7482



Farnham | CHA 7483



Shepherd | CHA 7484

< 8

# ADOBE STONE



## PRODUCT FEATURES

- 12" x 12" - 36 pieces per carton
- 72 cartons per pallet
- 36 sq. ft. per carton
- Thickness: 2.0mm / Wear Layer: 8mil
- Edge: Square / Coating: PVC

## GLUE DOWN LVT - LUXURY VINYL TILE



Mica | AAS 312



Clay | AAS 313



Quartz | AAS 314



Flint | AAS 315



Sand | AAS 316



Granite | AAS 317




# DERBY®



## PRODUCT FEATURES

- 6" x 36" - 18 pieces per carton
- 108 cartons per pallet
- 27 sq. ft. per carton
- Thickness: 2.0mm / Wear Layer: 8mil
- Edge: Square / Coating: PVC

## GLUE DOWN LVP - LUXURY VINYL PLANK



**Hidden Cove** | DRB 921



**Evening Shadows** | DRB 922



**Rambutan** | DRB 923



**Hatteras** | DRB 924



**Hope Chest** | DRB 925



**Chocolate Mandolin** | DRB 926

# DEVAN®



## PRODUCT FEATURES

- 6" x 36" - 18 pieces per carton
- 108 cartons per pallet
- 27 sq. ft. per carton
- Thickness: 2.0mm / Wear Layer: 8mil
- Edge: Square / Coating: PVC

## GLUE DOWN LVP - LUXURY VINYL PLANK



**Devan®** | Torrance | EVN 541



**Torrance** | EVN 541



**Cricket** | EVN 542



**Graze** | EVN 543



**Harbour** | EVN 544

# INNSBRUCK



## PRODUCT FEATURES

- 6" x 36" - 18 pieces per carton
- 108 cartons per pallet
- 27 sq. ft. per carton
- Thickness: 2.0mm / Wear Layer: 8mil
- Edge: Square / Coating: PVC


## GLUE DOWN LVP - LUXURY VINYL PLANK



Lodge | EI 601



Chalet | EI 602



Alpine | EI 603



Innsbruck | Alpine | EL 603

< 10

# LANCASTER



## PRODUCT FEATURES

- 6" x 36" - 18 pieces per carton
- 108 cartons per pallet
- 27 sq. ft. per carton
- Thickness: 2.0mm / Wear Layer: 8mil
- Edge: Square / Coating: PVC

## GLUE DOWN LVP - LUXURY VINYL PLANK



Harrisburg | ALP 670



Conestoga | ALP 671




Buchanan | ALP 672



Turnpike | ALP 673



Fulton | ALP 674



Reading | ALP 675

# PAVILION®



## PRODUCT FEATURES

- 6" x 36" - 24 pieces per carton
- 72 cartons per pallet
- 35.95 sq. ft. per carton
- Thickness: 2.0mm / Wear Layer: 8mil
- Edge: Square / Coating: Tuff Shield®


## GLUE DOWN LVP - LUXURY VINYL PLANK



**Tenement | SCP 1681**




**Tower Block | SCP 1682**



**Maisonette | SCP 1683**



**Midtown | SCP 1684**




**Park Place | SCP 1685**



**Regency | SCP 1686**



**Elevation | SCP 1687**



**Townhouse | SCP 1688**

# BRIGHTON®



## PRODUCT FEATURES

- 7" x 48" - 15 pieces per carton
- 60 cartons per pallet
- 35.00 sq. ft. per carton
- Thickness: 3.0mm / Wear Layer: 6mil
- Edge: Square / Coating: Tuff Shield®

## GLUE DOWN LVP - LUXURY VINYL PLANK



**Winter Gates | BNP 7654**



**Cosmopolitan | BNP 7655**




**Gotham | BNP 7656**



**Soho Loft | BNP 7657**



**North Hampton | BNP 7658**



**Pismo Dunes | BNP 7659**



# RAPTURE



## PRODUCT FEATURES

- 7" x 36" - 20 pieces per carton
- 50 cartons per pallet
- 35.63 sq. ft. per carton
- Thickness: 3.0mm / Wear Layer: 6mil
- Edge: Square / Coating: Tuff Shield®


## GLUE DOWN LVP - LUXURY VINYL PLANK



Holly | SRP 710




Santos | SRP 711



Rift | SRP 712



Sawn | SRP 713



Quartered | SRP 714



Ridgeline | SRP 715

< 12

# CAMDEN



## PRODUCT FEATURES

- 6" x 36" - 18 pieces per carton
- 108 cartons per pallet
- 27 sq. ft. per carton
- Thickness: 2.0mm / Wear Layer: 12mil
- Edge: Square / Coating: Tuff Shield®

## GLUE DOWN LVP - LUXURY VINYL PLANK



Fairmount | CMP 611



Rutgers | CMP 612



Wharton | CMP 613



Waterfront | CMP 614



Whitman | CMP 615

**NEW**

INTRODUCING

# CHASSIS® ADVANTAGE



## PRODUCT FEATURES

- **18 x 18 x 2mm x 12mil - 2 tiles**
  - 16 pieces per carton
  - 76 cartons per pallet
  - 35.95 sq. ft. per carton
- **7 x 48 x 2mm x 12mil - 4 planks**
  - 14 pieces per carton
  - 85 cartons per pallet
  - 32.72 sq. ft. per carton
- Thickness: 2.0mm / Wear Layer: 12mil
- Edge: Square / Coating: Tuff Shield®


**GLUE DOWN LVT - LUXURY VINYL TILE**  
**GLUE DOWN LVP - LUXURY VINYL PLANK**



**Veridian** | CAD 8925




**Calais** | CAD 8926




**Motorcoach** | CAD 8921



**Suspension** | CAD 8922



**Farnham** | CAD 8923



**Shepherd** | CAD 8924

# HIGHLANDER



## PRODUCT FEATURES

- **7" x 48"** - 18 pieces per carton
- 75 cartons per pallet
- 41.98 sq. ft. per carton
- Thickness: 2.0mm / Wear Layer: 12mil
- Edge: Square / Coating: Tuff Shield®

**GLUE DOWN LVP - LUXURY VINYL PLANK**



**Highlander** | Celebration | HLD 742



**Jubilee** | HLD 741



**Celebration** | HLD 742



**Gala** | HLD 743



**Festival** | HLD 744

# BOULDER



## PRODUCT FEATURES

- 18" x 18" - 16 pieces per carton
- 64 cartons per pallet
- 36 sq. ft. per carton
- Thickness: 2.5mm / Wear Layer: 12mil
- Edge: Square / Coating: Tuff Shield®

## GLUE DOWN LVT - LUXURY VINYL TILE



**Painted Desert** | BDR 821



**Smokey Quartz** | BDR 822



**Cliffside** | BDR 823



**Sand Opal** | BDR 824



**Arroyo** | BDR 825



**Obsidian** | BDR 826

< 14

# DOMAIN™




## PRODUCT FEATURES

- 18" x 18" - 12 pieces per carton
- 60 cartons per pallet
- 27 sq. ft. per carton
- Thickness: 3.0mm / Wear Layer: 12mil
- **Edge: Real 2 sided-grout**
- Coating: Tuff Shield®

## GLUE DOWN LVT - LUXURY VINYL TILE




**Preston** | DMN 1781



**Elamite** | DMN 1782



**Molana** | DMN 1783



**Notable** | DMN 1784



**Easton** | DMN 1785



**Suffolk** | DMN 1786

THE  
**PERFORMANCE**  
 COLLECTION™



Halden®	Plank	16
Hathaway	Plank	16
Montana	Plank	17
Portia®	Plank	17
Chassis® Pro	Tile/Plank	18
Upton®	Plank	19
Wood Classic	Plank	19

Please note that all measurements are nominal\*



# HALDEN®

HEAVY  
SHADE  
VARIATION



## PRODUCT FEATURES

- 7.25" x 60" - 10 pieces per carton
- 75 cartons per pallet
- 30.25 sq. ft. per carton
- Thickness: 3.0mm / Wear Layer: 20mil
- Edge: Beveled / Coating: Tuff Shield®


## GLUE DOWN LVP - LUXURY VINYL PLANK




Halden® | Canal | HDN 761



Canal | HDN 761



Mainland | HDN 762



Fortress | HDN 763



Vista | HDN 764

< 16

# HATHAWAY




## PRODUCT FEATURES

- 6" x 48" - 18 pieces per carton
- 60 cartons per pallet
- 35.95 sq. ft. per carton
- Thickness: 3.0mm / Wear Layer: 20mil
- Edge: Beveled / Coating: Tuff Shield®


## GLUE DOWN LVP - LUXURY VINYL PLANK




Charwood | HTW 9621




Summerhouse Beige | HTW 9622



Chesapeake | HTW 9623



King Ranch | HTW 9624



Culinary Cream | HTW 9625



Autumn Sunset | HTW 9626



# MONTANA




## PRODUCT FEATURES

- 7.24" x 37.4" - 19 pieces per carton
- 50 cartons per pallet
- 35.74 sq. ft. per carton
- Thickness: 3.0mm / Wear Layer: 20mil
- Edge: Square / Coating: Urethane (PU)


## GLUE DOWN LVP - LUXURY VINYL PLANK




**Butte** | GMP 9914




**Kalispell** | GMP 9916




**Helena** | GMP 9925



**Ponderosa** | GMP 9930



**Billings** | GMP 9931



**Missoula** | GMP 9932


# PORTIA®



## PRODUCT FEATURES

- 7" x 48" - 15 pieces per carton
- 60 cartons per pallet
- 34.98 sq. ft. per carton
- Thickness: 3.0mm / Wear Layer: 20mil
- Edge: Beveled / Coating: Tuff Shield®

## GLUE DOWN LVP - LUXURY VINYL PLANK




**Tudor** | POR 731



**Suitor** | POR 732




**Noble** | POR 733



**Vanity** | POR 734



**Arragon** | POR 735



**Belmont** | POR 736

NEW

INTRODUCING

# CHASSIS® PRO



## PRODUCT FEATURES

- 18 x 18 x 3mm x 20mil - 2 tiles
  - 10 pieces per carton
  - 80 cartons per pallet
  - 22.49 sq. ft. per carton
- 7 x 48 x 3mm x 20mil - 4 planks
  - 12 pieces per carton
  - 65 cartons per pallet
  - 27.98 sq. ft. per carton
- Thickness: 3.0mm/ Wear Layer: 20mil
- Edge: Square / Coating: Tuff Shield®

**GLUE DOWN LVT - LUXURY VINYL TILE**  
**GLUE DOWN LVP - LUXURY VINYL PLANK**



Veridian | CPR 9265




Calais | CPR 9266



Motorcoach | CPR 9261



Suspension | CPR 9262



Farnham | CPR 9263



Shepherd | CPR 9264

< 18



Chassis® Pro | Shepherd | CPR 9264

# UPTON®



## PRODUCT FEATURES

- 7" x 48" - 15 pieces per carton
- 60 cartons per pallet
- 35 sq. ft. per carton
- Thickness: 3.0mm / Wear Layer: 20mil
- Edge: Square/ Coating: Tuff Shield®

## GLUE DOWN LVP - LUXURY VINYL PLANK



Winter Gates | UPP 7121



Cosmopolitan | UPP 7122



Gotham | UPP 7123



Soho Loft | UPP 7124



North Hampton | UPP 7125



Pismo Dunes | UPP 7126

# WOOD CLASSIC



## PRODUCT FEATURES

- 7.24" x 37.4" - 19 pieces per carton
- 50 cartons per pallet
- 35.74 sq. ft. per carton
- Thickness: 3.0mm / Wear Layer: 20mil
- Edge: Square / Coating: Urethane (PU)

## GLUE DOWN LVP - LUXURY VINYL PLANK



Chandler | GWC 9810



Trinidad | GWC 9811



Senora | GWC 9812



Flagstaff | GWC 9813



El Paso | GWC 9814



Tucson | GWC 9815

THE  
 WATER  PROOF  
**CORE**  
 COLLECTION™



Sherbrooke®	Plank	22
Parkhill®	Plank	23
Parkhill® EIR	Plank	23
Parkhill® Plus XXL	Plank	24
Parkhill® Tile	Tile	24
Noble Classic™ Plus	Plank	25
Noble Classic™ Plus XL	Plank	25
Stadium™ Plus	Plank	26
Stadium™ Plus XL	Plank	26

Please note that all measurements are nominal\*





# SHERBROOKE®

WATER PROOF

MATCHING MOLDING AVAILABLE



## PRODUCT FEATURES

- 7" x 48" - 10 pieces per carton
- 65 cartons per pallet
- 23.64 sq. ft. per carton
- Thickness: 5.5mm / Wear Layer: 12 mil
- Edge: Beveled / Coating: Tuff Shield®


## CLICK WPC - WATERPROOF CORE



Natural | SHB 2171



Chestnut | SHB 2172



Newport | SHB 2173



Esperanza | SHB 2174



Mineral | SHB 2176



Township | SHB 2179



Gristmill | SHB 2180



Brompton | SHB 2182



Sherbrooke® | Esperanza | SHB 2174

# PARKHILL®

WATER PROOF

MATCHING MOLDING AVAILABLE



## PRODUCT FEATURES

- 7" x 48" - 10 pieces per carton
- 60 cartons per pallet
- 23.64 sq. ft. per carton
- Thickness: 6mm / Wear Layer: 20 mil
- Edge: Bevel / Coating: Tuff Shield®

## CLICK WPC - WATERPROOF CORE



DryWash | PKH 344



Sawmill | PKH 342



CrossTimber | PKH 343



DryWash | PKH 344



Bespoke | PKH 346

# PARKHILL® EIR

WATER PROOF


MATCHING MOLDING AVAILABLE



## PRODUCT FEATURES

- 7" x 48" - 10 pieces per carton
- 60 cartons per pallet
- 23.64 sq. ft. per carton
- Thickness: 6mm / Wear Layer: 20 mil
- Edge: Bevel / Coating: Tuff Shield®


## CLICK WPC - WATERPROOF CORE



Copperbrooke | PKH 347



Stafford | PKH 348



Smithwick | PKH 349



Junction | PKH 350



Grove Park | PKH 351



Lakepoint | PKH 352

# PARKHILL® PLUS XXL

WATER PROOF

ATTACHED CUSHION BACKING

MATCHING MOLDING AVAILABLE



## PRODUCT FEATURES

- 9" x 72" - 8 pieces per carton
- 60 cartons per pallet
- 35.93 sq. ft. per carton
- Thickness: 7mm / Wear Layer: 20 mil
- **Edge: Painted Bevel / Coating: Tuff Shield®**


## CLICK WPC - WATERPROOF CORE



Park Avenue | PKH 353



Astoria Dawn | PKH 354




Chelsea Rain | PKH 355



Madison Honey | PKH 356



Manhattan Fog | PKH 357



East Village | PKH 358

# PARKHILL® TILE

WATER PROOF

MATCHING MOLDING AVAILABLE



## PRODUCT FEATURES

- 12" x 24" - 12 pieces per carton
- 60 cartons per pallet
- 23.56 sq. ft. per carton
- Thickness: 6mm / Wear Layer: 20 mil
- **Edge: Bevel / Coating: Tuff Shield®**

## CLICK WPC - WATERPROOF CORE



Gabbro | PKT 370



Strata | PKT 371



Montecelio | PKT 372



Terrace | PKT 373



Apatite | PKT 374



Sandstone | PKT 375



# NOBLE CLASSIC™ PLUS

WATER PROOF

ATTACHED CUSHION BACKING

MATCHING MOLDING AVAILABLE



## PRODUCT FEATURES

- 8" x 48" - 8 pieces per carton
- 44 cartons per pallet
- 20.56 sq. ft. per carton
- Thickness: 6mm / Wear Layer: 20 mil
- Edge: Micro Beveled / Coating: Tuff Shield®

## CLICK SPC - SOLID POLYMER CORE



London Oak | NCR 9701




Berlin Oak | NCR 9702



York Oak | NCR 9703




Paris Oak | NCR 9704



Oslo Oak | NCR 9705



California Oak | NCR 9706



Toronto Oak | NCR 9707



Alaska Oak | NCR 9708

# NOBLE CLASSIC™ PLUS XL

WATER PROOF

ATTACHED CUSHION BACKING


MATCHING MOLDING AVAILABLE



## PRODUCT FEATURES

- 9.5" x 60" - 6 pieces per carton
- 56 cartons per pallet
- 23.03 sq. ft. per carton
- Thickness: 6mm / Wear Layer: 20 mil
- Edge: Micro Beveled / Coating: Tuff Shield®


## CLICK SPC - SOLID POLYMER CORE



Driftwood | NCR 9709



Berkshire | NCR 9710



Timberlake | NCR 9711



Torres | NCR 9712

INTRODUCING

# STADIUM™ PLUS

NEW

WATER PROOF

ATTACHED CUSHION BACKING



## PRODUCT FEATURES

- 7 x 48 x 6mm x 20mil - 4 planks
  - 6 pieces per carton
  - 60 cartons per pallet
  - 14.18 sq. ft. per carton
- Thickness: 6mm/ Wear Layer: 20mil
- **Edge: Painted Bevel / Coating: Tuff Shield®**

ABA **CLICK** SPC - SOLID POLYMER CORE



Prevail | STP 6701



Unity | STP 6702



Unstoppable | STP 6703



Homecoming | STP 6704

INTRODUCING

# STADIUM™ PLUS XL

NEW

WATER PROOF

ATTACHED CUSHION BACKING



## PRODUCT FEATURES

- 9 x 60 x 6mm x 20mil - 8 planks
  - 5 pieces per carton
  - 56 cartons per pallet
  - 19.25 sq. ft. per carton
- Thickness: 6mm/ Wear Layer: 20mil
- **Edge: Painted Bevel / Coating: Tuff Shield®**


ABA **CLICK** SPC - SOLID POLYMER CORE



Downfield | STX 6901



Blitz | STX 6903



Gridiron | STX 6904




Glory | STX 6905



Victory | STX 6906



Lateral Pass | STX 6907



Tailgate | STX 6908



Championship | STX 6910



**ABOVE:** Stadium™ Plus XL | Gridiron | STX 6904

**ON BACK COVER:** Parkhill Plus XXL | Manhattan Fog | PKH 357

# earthwerks®

FLOORING INSPIRED BY NATURE

## 2019 PRODUCT CATALOG



@earthwerksfloor



@earthwerks



@earthwerksfloor



@earthwerksflooring



@earthwerks



EW1CPC605



7 14896 81299 8

©Swift-Train Company, LLC, 2019