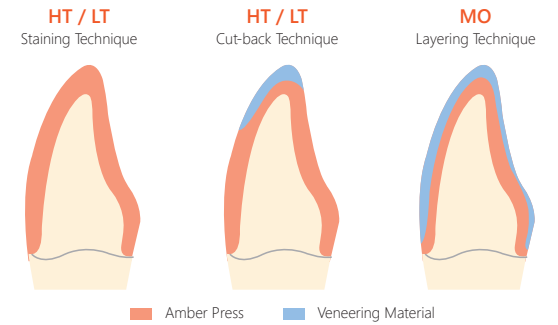


# Amber<sup>®</sup> Press Guidelines for Initial Zr-FS, Creation Zi-F



Technique	Staining Technique (HT / LT)					
					Cut-back Technique (HT / LT)	
					Layering Technique (MO)	
Indication	Table Top	Thin Veneer	Inlay / Onlay	Veneer	Single Crown	3-unit Bridges
Translucency	HT	HT	HT	HT	LT / MO	LT / MO
Minimum Thickness						

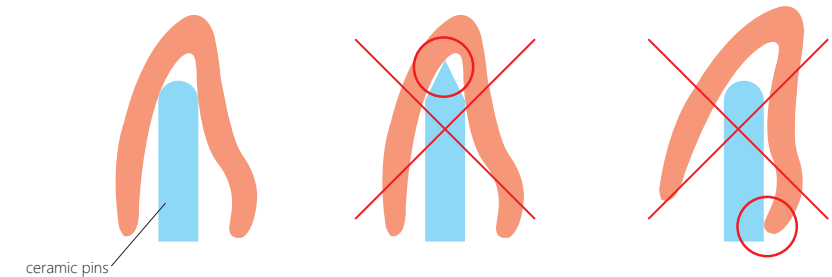
# Amber<sup>®</sup> Press Guidelines for Initial Zr-FS, Creation Zi-F

## Firing schedule for Initial Zr-Fs, Creation Zi-F

	Dry Time (min)	Low Temp. (°C)	Vac. Start (°C)	Heat Rate (°C)	High Temp. (°C)	Max. Temp. (°C)	Holding Time (sec)
Margin (Shoulder)	No need to use						
Dentin 1	7	400	450	45	810	810	60
Dentin 2	7	400	450	45	805		45
Dentin 3	7	400	450	45	805		45
Luster (Stain)	5	400	-	45	770		45
Glazing	5	400	450	45	790		45
Correction Powder	5	400	450	45	690		60
Repair Dentin 1	7	400	450	45	810		45
Repair Dentin 2	7	400	450	45	805		45

Max. temperature must not exceed more than 810°C

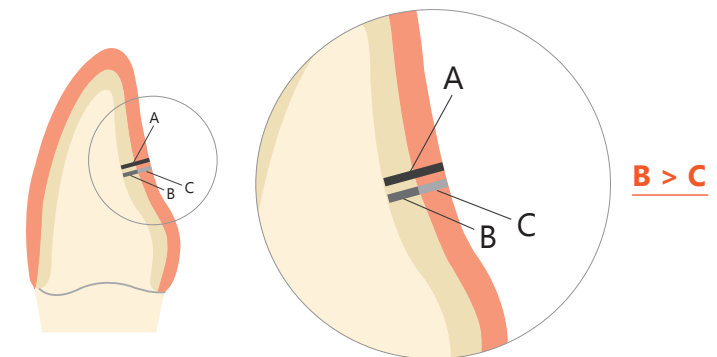
## Supporting pins



### Note

- Use the honey-comb firing tray and rounded supporting ceramic pins.
- Metal pin must not be used.

## Minimum thickness guide for Layering technique



### Layer thickness

Dimension in mm

	1.2	1.5	2.0	2.5	3.0
A	1.2	1.5	2.0	2.5	3.0
B	0.6	0.8	1.1	1.3	1.6
C	0.6	0.7	0.9	1.2	1.4

A : Overall thickness B : Framework thickness C : Veneering material\* thickness  
**B > C, Framework is to be thicker than veneering material\***