




EASILY MEASURE YOUR WRIST

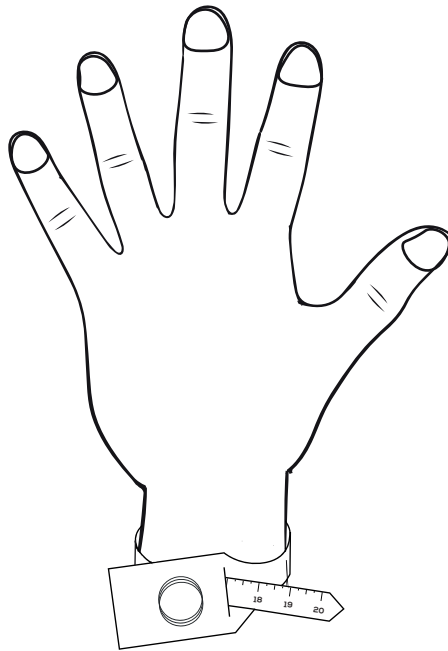
STEP 1

Scale this pdf to 100% and print it on A4 size paper (297x210mm)



STEP 2

Place a credit card on the line above and proceed to step 3 if it matches the length. If not, check your printer settings at step 1.

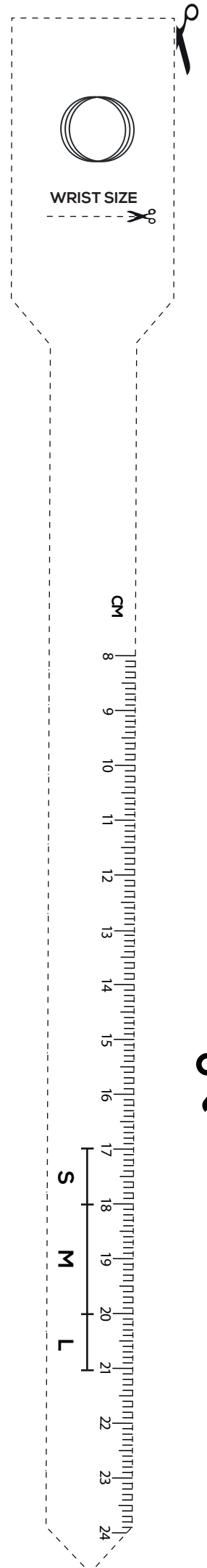


THE LAST & FUN STEP

- Make a small split at the scissors icon
- Fold it tightly around your wrist like the example above.
- Mark the Junction and choose S,M or L accordingly.

OUR SIZE ADVICE

SIZE	YOUR WRIST SIZE (CIRCUMFERENCE)
S	< 18 CM
M	19 - 20 CM
L	20 - 21 cm



CUT ME OUT