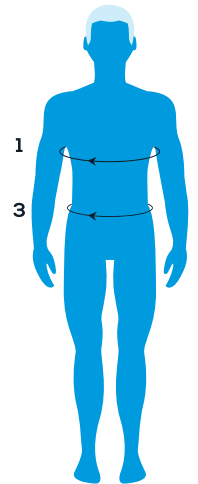


Mens Size Guide

* The below size chart is a 'To Fit' guideline based on body measurements

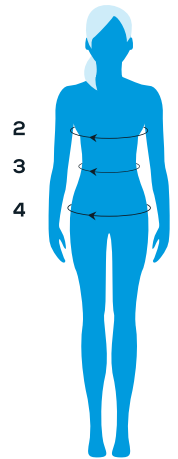
SIZE	Chest (cm)	Inches	Waist (cm)	Inches
XS	91	36	71-76	28-30
S	96	38	76-81	30-32
M	102	40	81-86	32-34
L	107	42	86-91	34-36
XL	112	44	91-96	36-38
2XL	117	46	96-102	38-40
3XL	122	48	102-107	40-42
4XL	127	50	107-112	42-44



Womens Size Guide

* The below size chart is a 'To Fit' guideline based on body measurements

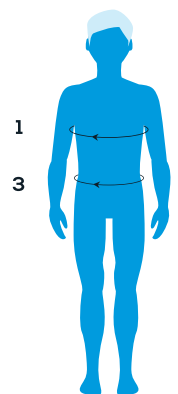
SIZE	Dress Size	Chest (cm)	Waist (cm)	Hip (cm)
XXS	6	78-82	58-62	82-86
XS	8	83-87	63-67	87-91
S	10	88-92	68-72	92-96
M	12	93-97	73-77	97-101
L	14	98-102	78-82	102-106
XL	16	103-107	83-87	107-111
2XL	18	108-112	88-92	112-116
3XL	20	113-117	93-97	117-121



Youth Size Guide

* The below size chart is a 'To Fit' guideline based on body measurements

SIZE	Years	Chest (cm)	Waist (cm)
YXXS	3-4 Years	54-56	50-51
YXS	5-6 Years	58-60	54-55
YS	7-8 Years	62-64	56-57
YM	9-10 Years	66-68	59-61
YL	11-12 Years	72-76	63-65



Measurements:

- CHEST:** Measure around the largest part of your chest. Be sure not to pull the measuring tape too taut.
- BUST:** Measure around the fullest part of the bust, across your shoulders blades.
- WAIST:** Measure around your natural waistline and ensure the measuring tape is taut.
- HIP:** Stand with your feet together and measure around the widest part of your hips. Ensure measuring tape is taut.

Please note the above measurements are body measurements. The fit of our garments depends on the cut, fabric and the style of the garment therefore the above size charts are just a guide and all measurements are approximate.