



SOLEUS GO!/RISE


Connecting the Charger



SOLEUS GO!/RISE

Connecting the Charger

Line up the charging pins on the charging cord with the charging pads on the back of your GO, fit the stabilizer tab into the cavity



SOLEUS GO!/RISE

Connecting the Charger

Wrap the strap around the top of your GO and secure the the strap clip
Plug the USB connector into the USB port of your computer

