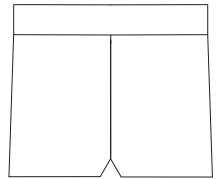
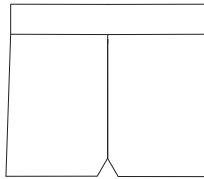
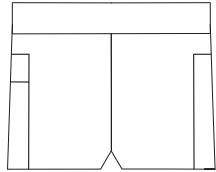
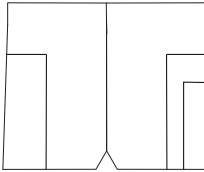


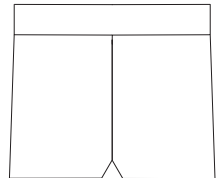
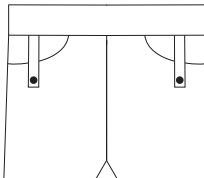
PIM



version a



version b



version c

  
ZONEN<sup>09</sup>  
WWW.ZONEN09.COM

## WHAT YOU NEED FOR PIM

Fabric (width 110 cm/ width 140 cm)

Choose stretch fabric like interlock, terry cloth, knit fabric, stretch velvet,...

Use a 4-way stretch fabric like lycra when making swimwear

SIZE	LENGTH	HIP	CHEST	VERSION A	VERSION B/C
92 - 2y	92 cm	56 cm	54 cm	40 cm / 30 cm	40 cm / 40 cm
98 - 3y	98 cm	58 cm	55 cm	40 cm / 30 cm	40 cm / 40 cm
104 - 4y	104 cm	60 cm	56 cm	50 cm / 40 cm	50 cm / 50 cm
110 - 5y	110 cm	62 cm	58 cm	50 cm / 40 cm	50 cm / 50 cm
116 - 6y	116 cm	64 cm	60 cm	50 cm / 40 cm	50 cm / 50 cm
122 - 7y	122 cm	66 cm	62 cm	60 cm / 50 cm	60 cm / 60 cm
128 - 8y	128 cm	68 cm	64 cm	60 cm / 50 cm	60 cm / 60 cm
134 - 9y	134 cm	70 cm	66 cm	60 cm / 50 cm	60 cm / 60 cm

Sewing needle compatible with your fabric

Coordinating thread

50 to 70 cm waistband elastic (for version a and c)

25 to 35 cm waistband elastic (for version b)

Fusible web or hemming tape (version b)

50 cm ribbon, 1 or 2 cm width (version c)

2 snap fasteners no wider than the ribbon (version c)

Elastic piping or elastic drawstring and a scrap of elastic fabric (extra option)

20 to 30 cm swimwear lining fabric (swimwear version c)