

Use Zone: 40' x 28'



Age Group: 5-12





Occupancy: 18-22

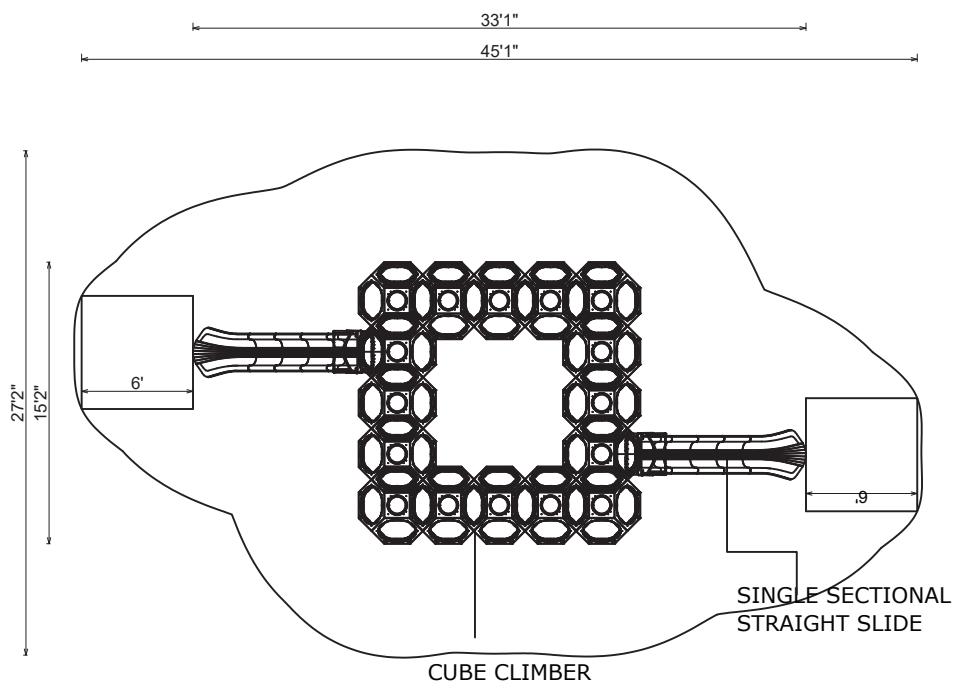


Free Shipping!

COMPONENTS:







Drawing#: iK-2006 FS-31651 zh190602-02-1top

Notes:

This play structure design meets ADA accessibility guidelines established in ASTM-1487 and CPSC guidelines. All playground equipment should be installed over ADA accessible safety surfacing

Critical Fall Height 72"

Structure Size: 45'1"x15'2"x6'

Use Zone: 33'1"x27'2"

Surface Area: 952 sq ft

Child Capacity: 18-22

Age Range: 5-12

Post Diameter: .

Weight: 1650 LBS

Color Information:

Posts: Yellow Metal Rails: Yellow

Climber: Yellow/Dark Green/Lime Green/Primary Green