

Use Zone: 22' x 22'



Age Group: 2-12





Occupancy: 6-8

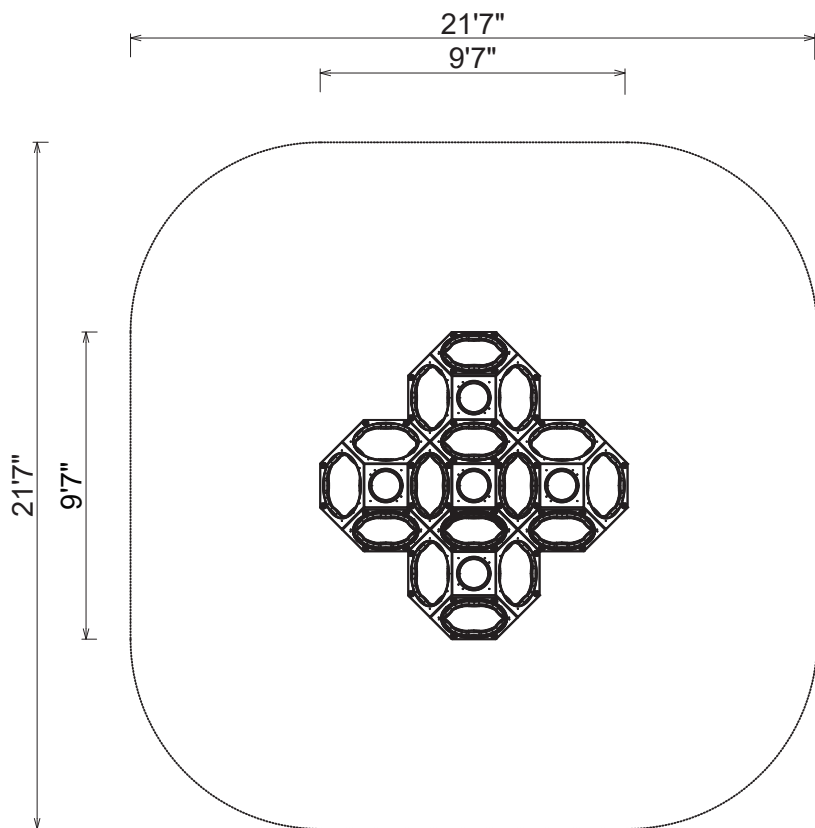


Free Shipping!

**COMPONENTS:**







Drawing#: iK-2002 FS-30909 zh190602-07-Top

Notes:

This play structure design meets ADA accessibility guidelines established in ASTM-1487 and CPSC guidelines. All playground equipment should be installed over ADA accessible safety surfacing

Critical Fall Height 72"

Structure Size: 9'7"X9'7"X10'11"

Use Zone: 21'7"X21'7"

Surface Area: 484 sq ft

Child Capacity: 6-8

Age Range: 2-12

Post Diameter: .

Weight: 310 LBS

Color Information:

Climber: Orange/Purple