



Use Zone: 48' x 34'



Fall Height: 3 feet



ADA Access: Yes



Age Group: 2-12



Occupancy: 36-40




Free Shipping!

**COMPONENTS:** Arch Bridge / Dual Drum Panel / Maze Panel / Star Spinner Panel / Shapes Panel / Clock Panel / Stone Panel / Rise Inter Steps / Gear Panel (Above) / Bench Panel (Below) / Single Left Turn Slide / Crawl Tunnel / Pod Step / Guardrail / Double Straight Slide / Transfer Station / Frog Pod Walker / Tic-Tac-Toe Panel

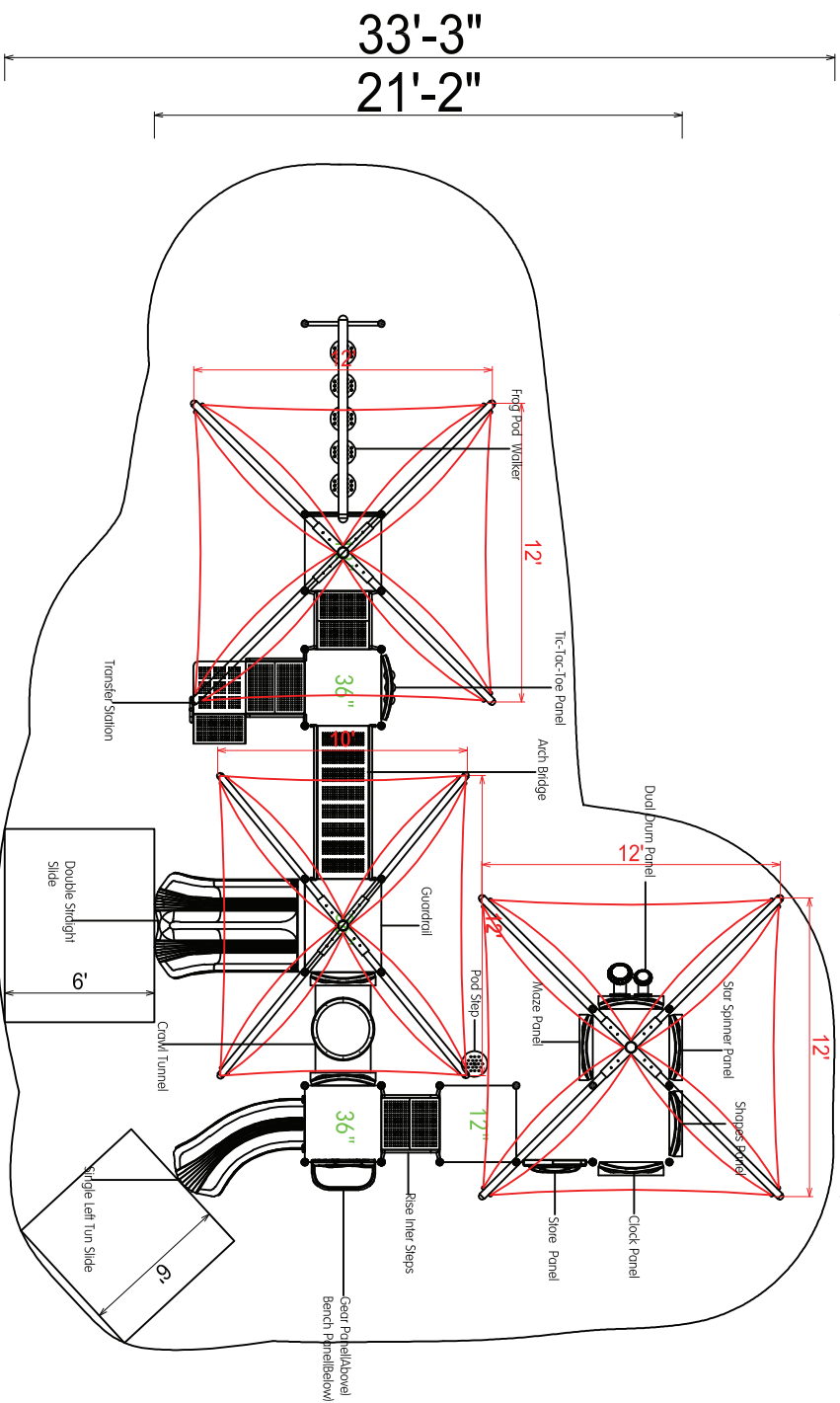




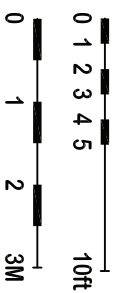




47'-7"  
35'-4"



Compliance:  
This play structure has been designed to meet the safety requirements established in:  
- 2010 ADA Standard  
- ASTM F1487  
- CPSC Pub #325  
when the play structure is installed over a properly maintained surfacing material which is in compliance with:  
- ASTM F1292  
- ASTM F1951  
and is appropriate for the highest designated play surface of the structure.



Drawing No: KP-36183  
Date: 16-11-2022  
Scale: To Fit

Structure Size: 35'-4" x 21'-2" x 14'-3"  
Recommended Use Zone: 47'-7" x 33'-3"  
Surface Area: 1632 Sq Ft

HDPS: 7'  
Age Group: 2-12  
Capacity: 36-40  
Weight: 4120 lbs

Creative Recreational Systems