



Use Zone: 31'2" x 48'



Fall Height: 5 Feet



ADA Access: Yes



Age Group: 2 - 12




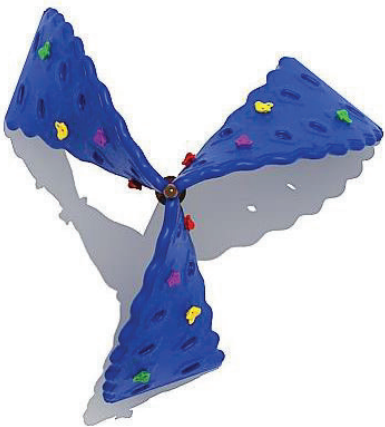
Occupancy: 32- 36

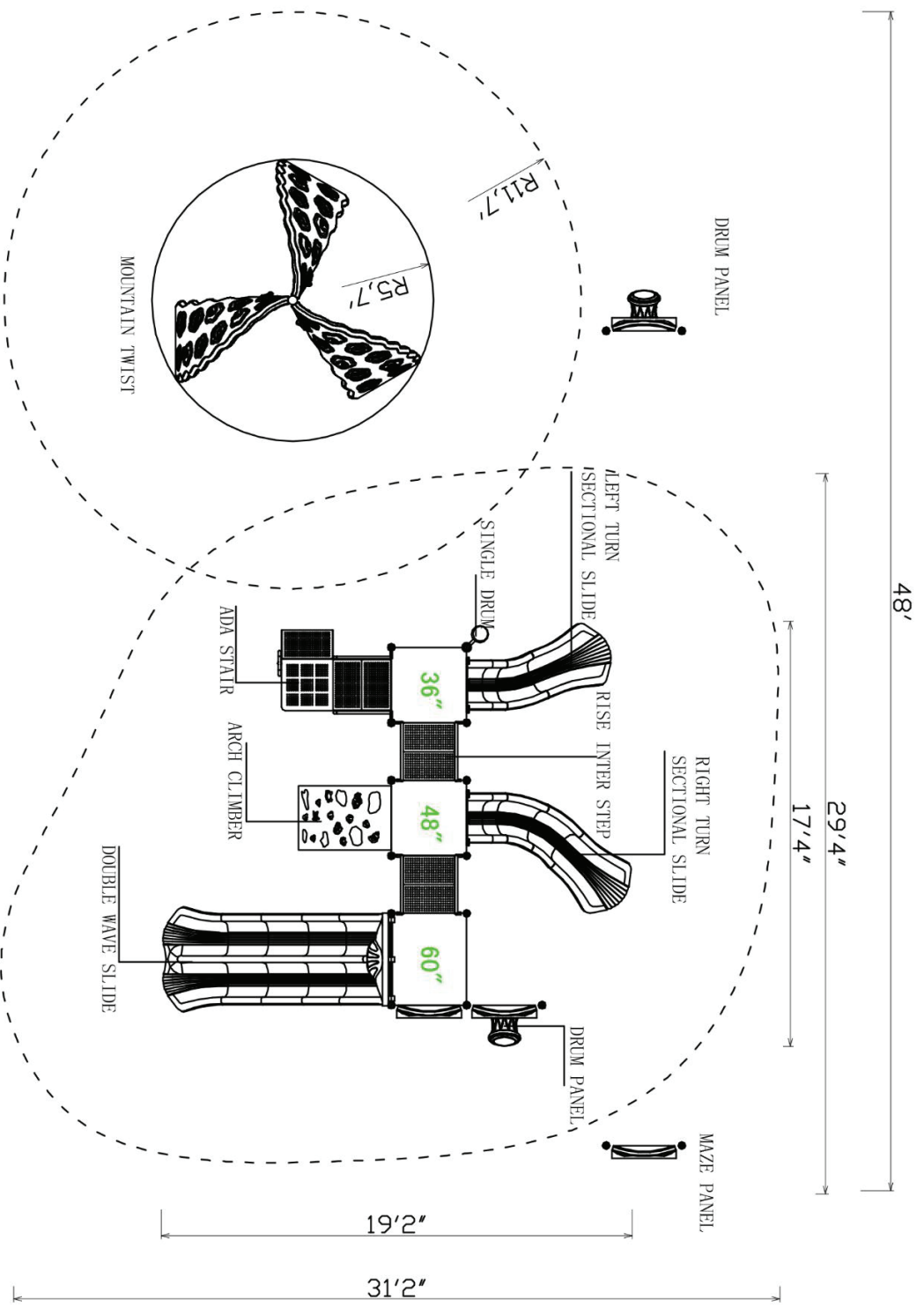


Free Shipping!

COMPONENTS: Floating Tunnel Tower / Frog Pad Challenge Ladder / Ring Swing Challenge Ladder / Cylinder Spinner / Boulder Climber / Single Sectional Slide / Cargo Climber / Climber / Climber / Crab Pods / Saddle Slide / Cylinder Spinner







Notes:

This play structure design meets ADA accessibility guidelines established in ASTM-1487 and CPSC guidelines. All playground equipment should be installed over ADA accessible safety surfacing

Critical Fall Height: 60"

Structure Size: 17'4" x 17'6" x 10'10"

Use Zone: 29' 4" x 29' 6"

Surface Area: 1536 sq ft

Child Capacity: 32-36

Age Range: 2-12

Post Diameter: 3.5"

Weight: 2150 LBS

Color Information:

Posts: **Blue** Metal Rails: **Tan**

Decks: **Brown**

Slides: **Yellow/Blue**

Panels: **Yellow/Tan/Blue**

Climbers: **Blue**