



Use Zone: 36' x 26'



Fall Height: 8 Feet



ADA Access: Yes



Age Group: 5-12



Occupancy: 24-28



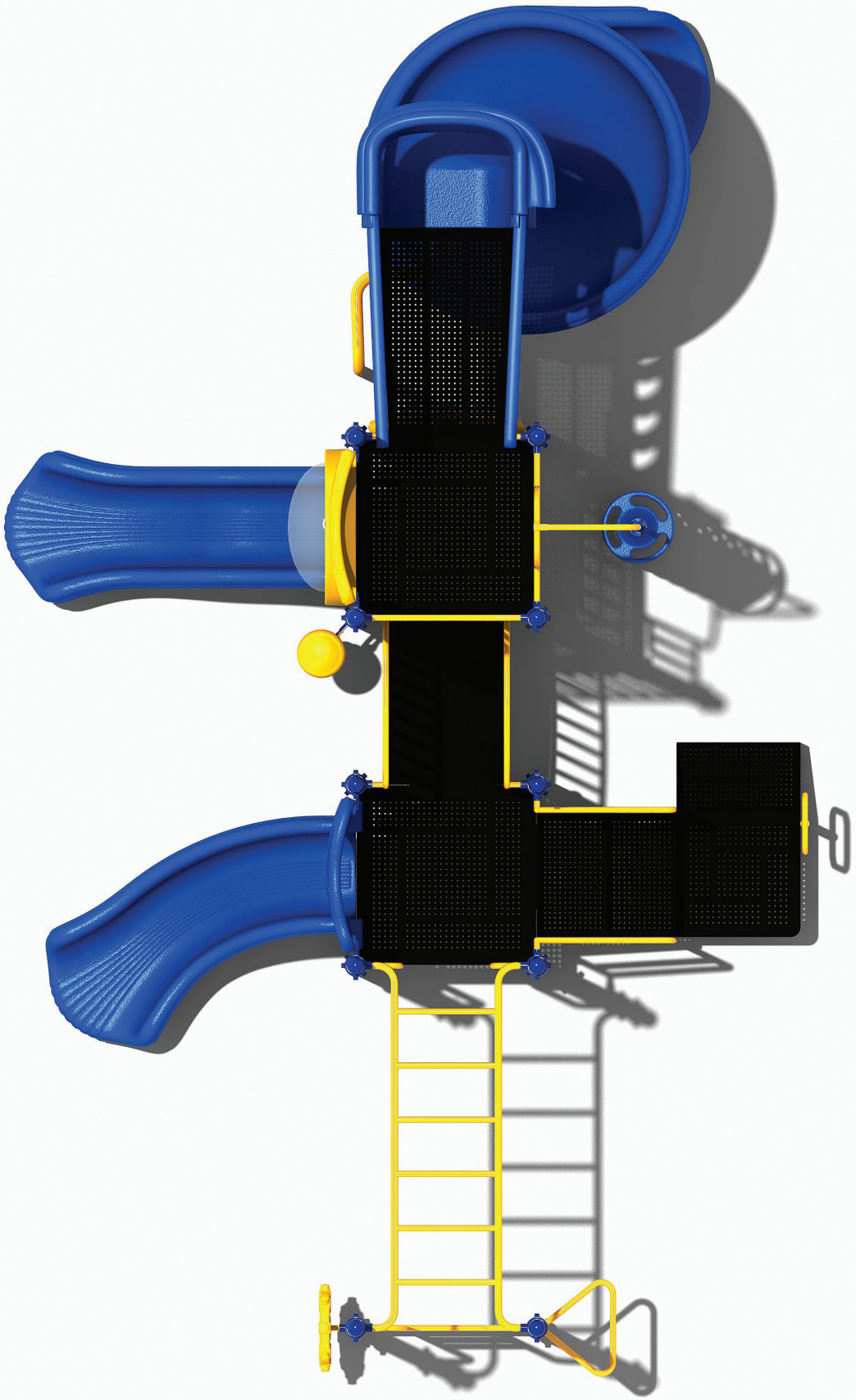
Free Shipping!

COMPONENTS: Transfer Station / Leg Lift / Challenge Ladder / Ship's Wheel / Single Left Turn Slide / Window Panel (Above) / Single Wave Slide (Below) / Arch Bridge / Single Drum / Guardrail Above / Pod Climber (Above) / Guardrail (Below) / Spiral Slide (Above) / Tic-Tac-Toe Panel (Below)

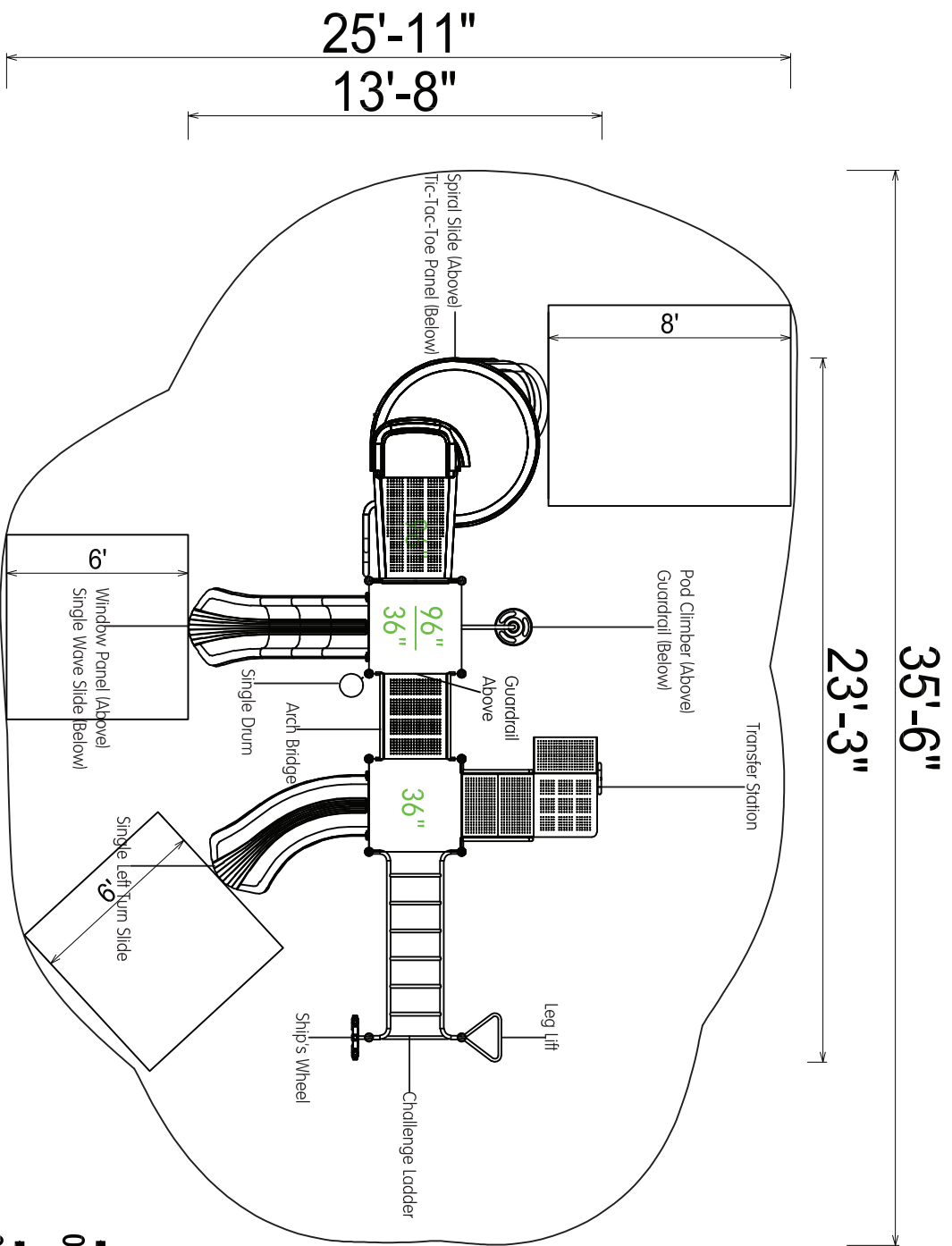




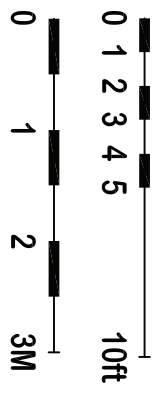




Top View Detail



Compliance:
 This play structure has been designed to meet the safety requirements established in:
 - 2010 ADA Standard
 - ASTM F1487
 - CPSC Pub #325
 when the play structure is installed over a properly maintained surfacing material which is in compliance with:
 - ASTM F1292
 - ASTM F1951
 and is appropriate for the highest designated play surface of the structure.



Drawing No: KP-37194
 Date: 07-08-2023
 Scale: To Fit

Structure Size: 23'-3" x 13'-8" x 13'-4"
 Recommended Use Zone: 35'-6" x 25'-11"
 Surface Area: 936 Sq Ft

HDPS: 8'
 Age Group: 5-12
 Capacity: 24-28
 Weight: 2200 lbs

Creative Recreational Systems, Inc.