



Use Zone: 66' x 58'



Age Range: 5-12



Occupancy: 56-60



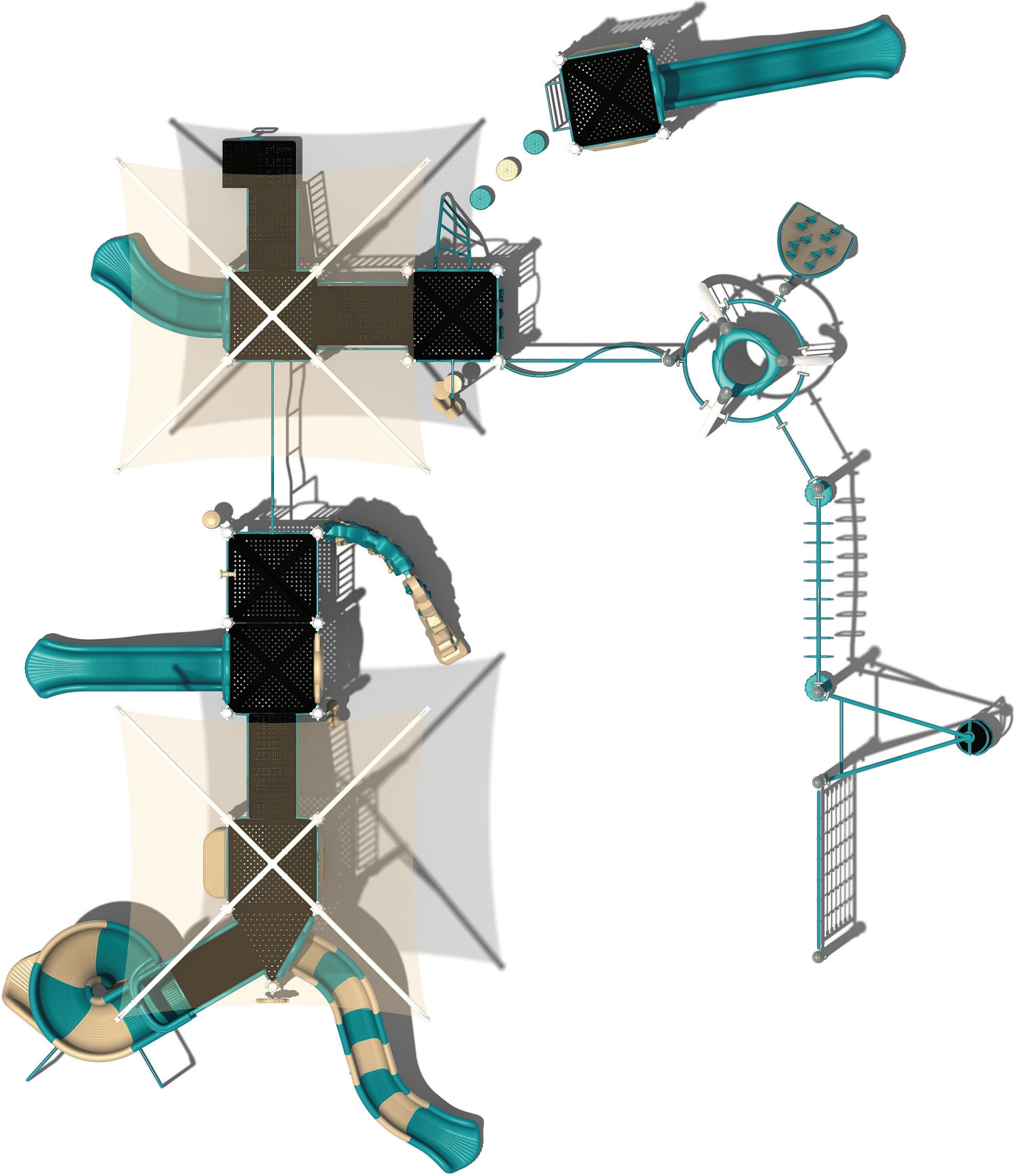
Free Shipping!

COMPONENTS: Cylinder Spinner / Arch Rock Climber / D-shape Challenge Ladder / Single Wave Slide / Cargo Climber / Floating Tunnel Tower / Guardrail (Above) / Marble Panel (Below) / Rain Maker Panel (Below) / Rock Climber / S Balance Bridge / Rock Wall Climber / Vertical Climber / Spiral Step Climber / Sectional Left Turn Slide / Pods / Twist Climber / Gear Panel / Bongo / Arch Bridge / Guardrail / Transfer Station / Ship's Wheel / Dip Walk Link / Single Drum / Bench Panel (Below) / Single Left Turn Slide / Spiral Sectional Slide


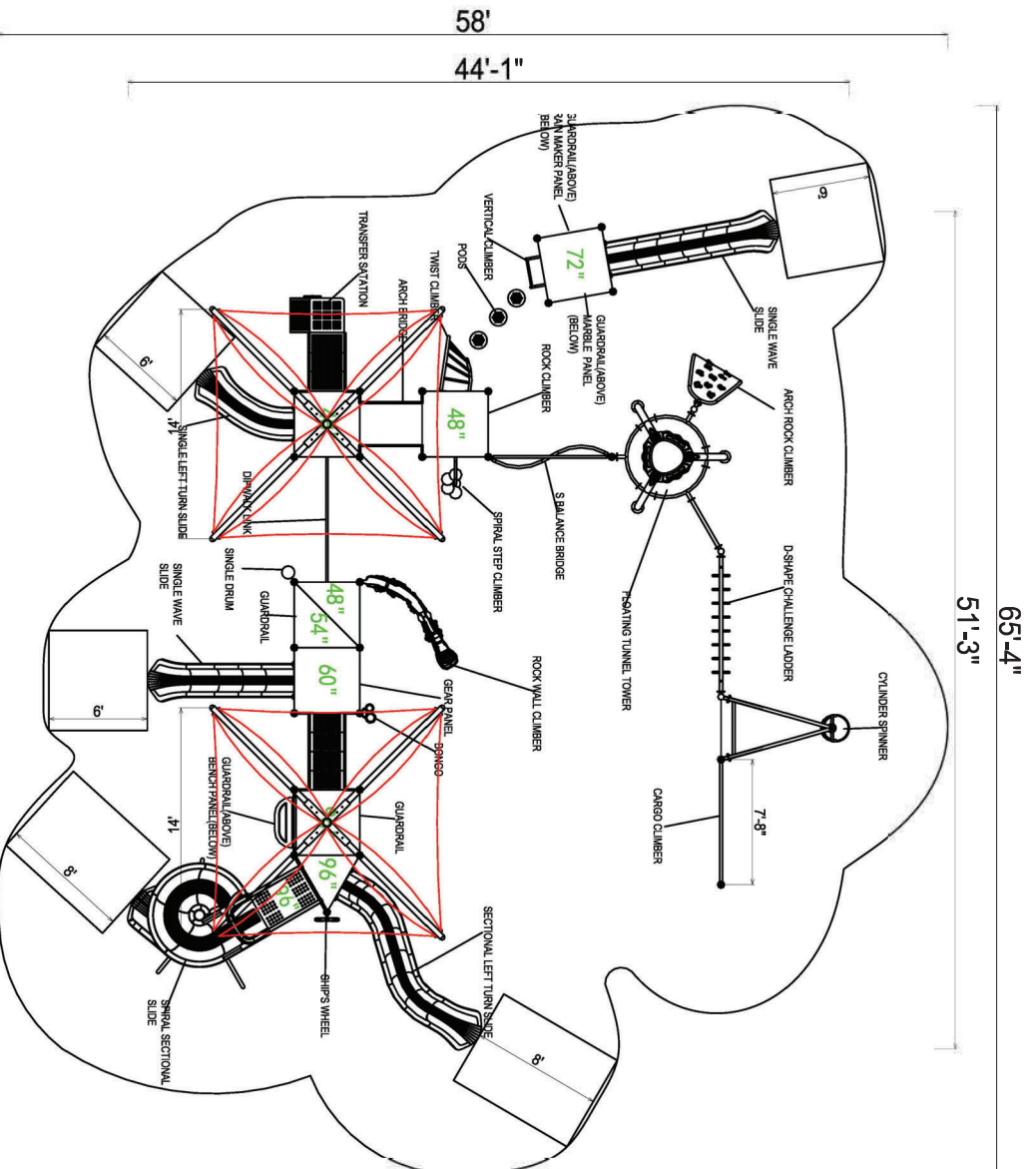








Compliance:
 This play structure has been designed to meet the safety requirements established in:
 - 2010 ADA Standard
 - ASTM F1487
 - CPSC Pub #325
 when the play structure is installed over a properly maintained surfacing material which is in compliance with:
 - ASTM F1292
 - ASTM F1951
 and is appropriate for the highest designated play surface of the structure.



CRS-33428 Rendering
 (Color Update)

Drawing No: MX-33428
 Date: 24/06/2022
 Scale: To Fit

Structure Size: 51'-3" X 44'-1" X 18'-2"
 Recommended Use Zone: 65'-4" X 58'-0"
 Surface Area: 3828 sq ft

HDPS: 96"
 Age Group: 5-12
 Capacity: 56-60
 Weight: 7530 lbs

Creative Recreational Systems, Inc