



Use Zone: 47' x 30'



ADA Access: Yes



Age Group: 5-12



Occupancy: 44-48

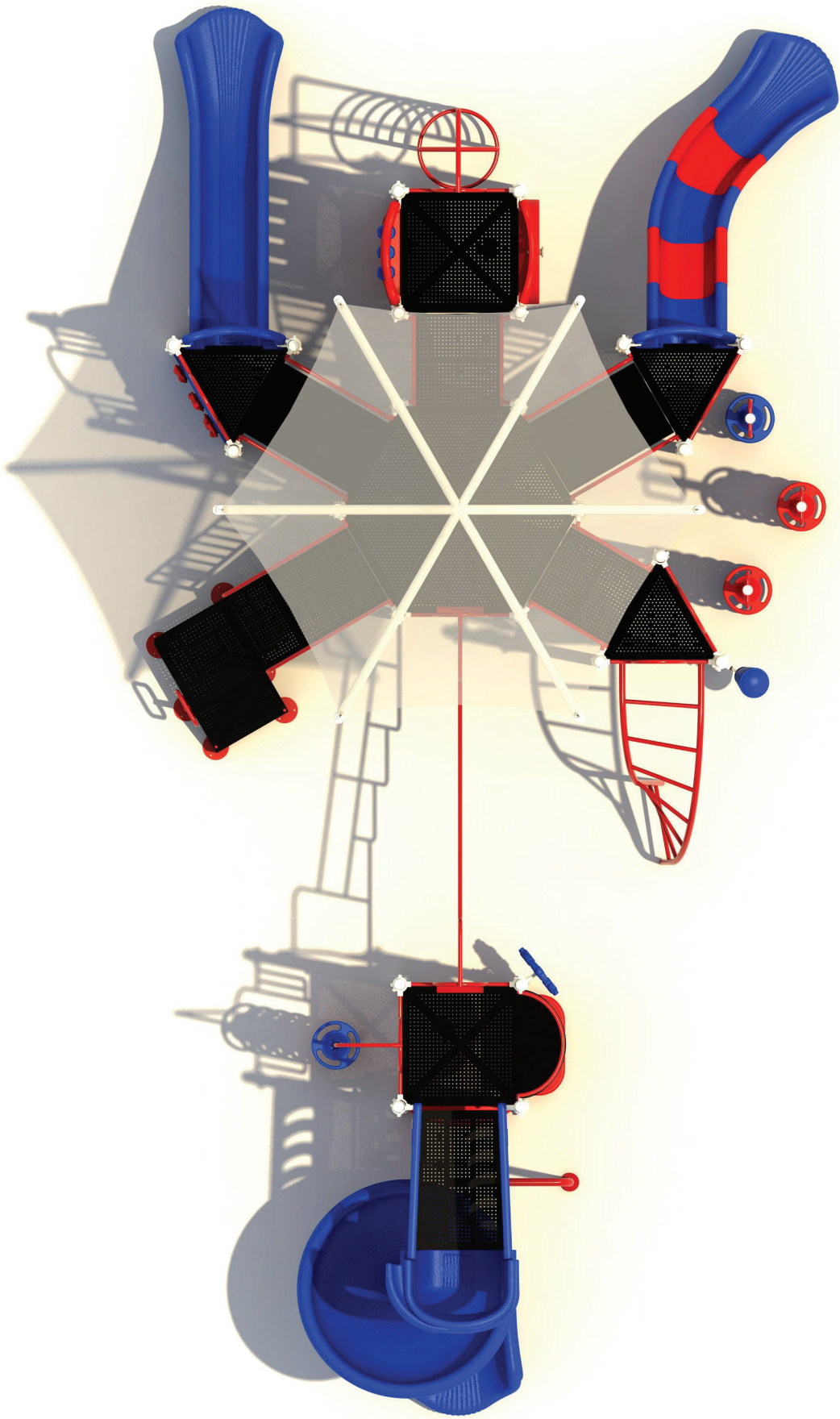


Free Shipping!

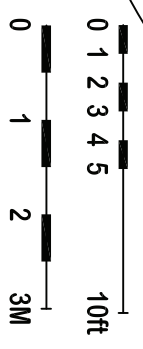
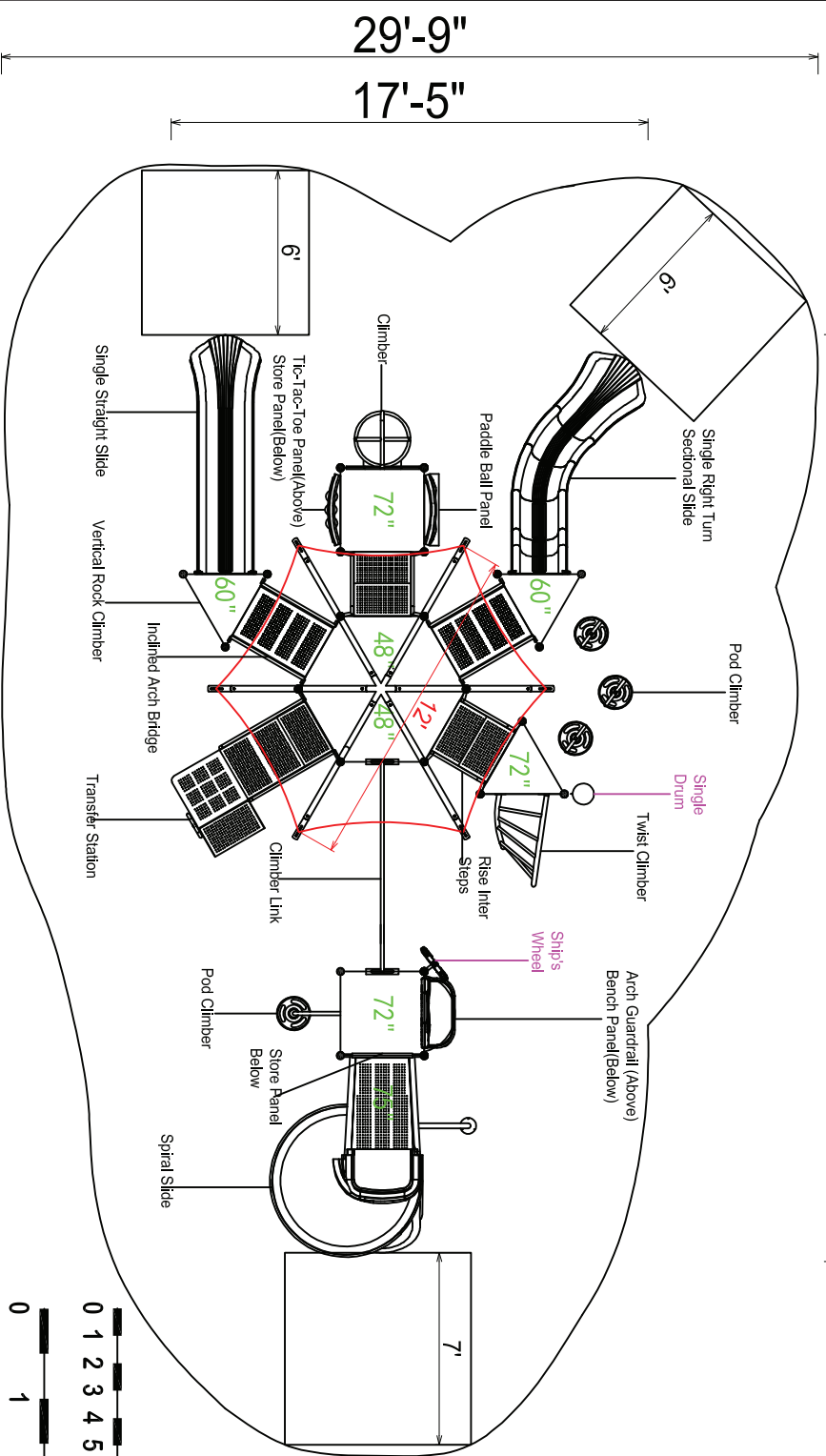
COMPONENTS: Pod Climber / Single Drum / Twist Climber / Ship's Wheel / Arch Guardrail (Above) / Bench Panel (Below) / Panel Below / Spiral Slide / Climber Link / Rise Inter Steps / Transfer Station / Inclined Arch Bridge / Vertical Rock Climber / Single Straight Slide / Tic-Tac-Toe Panel (Above) / Store Panel (Below) / Climber / Paddle Ball Panel / Single Right Turn Sectional Slide







46'-9"
33'-9"



Compliance:
This play structure has been designed to meet the safety requirements established in:
- 2010 ADA Standard
- ASTM F1487
- CPSC Pub #325
when the play structure is installed over a properly maintained surfacing material which is in compliance with:
- ASTM F1292
- ASTM F1951
and is appropriate for the highest designated play surface of the structure.

Drawing No: KP-33197
Date: 10-11-2022
Scale: To Fit

Structure Size: 33'-9" x 17'-5" x 16'-3"
Recommended Use Zone: 46'-9" x 29'-9"
Surface Area: 1410 Sq Ft

HDDS: 6-3"
Age Group: 5-12
Capacity: 44-48
Weight: 4920 lbs

Creative Recreational Systems, Inc