



Use Zone: 54' x 31'



Age Group: 2-12




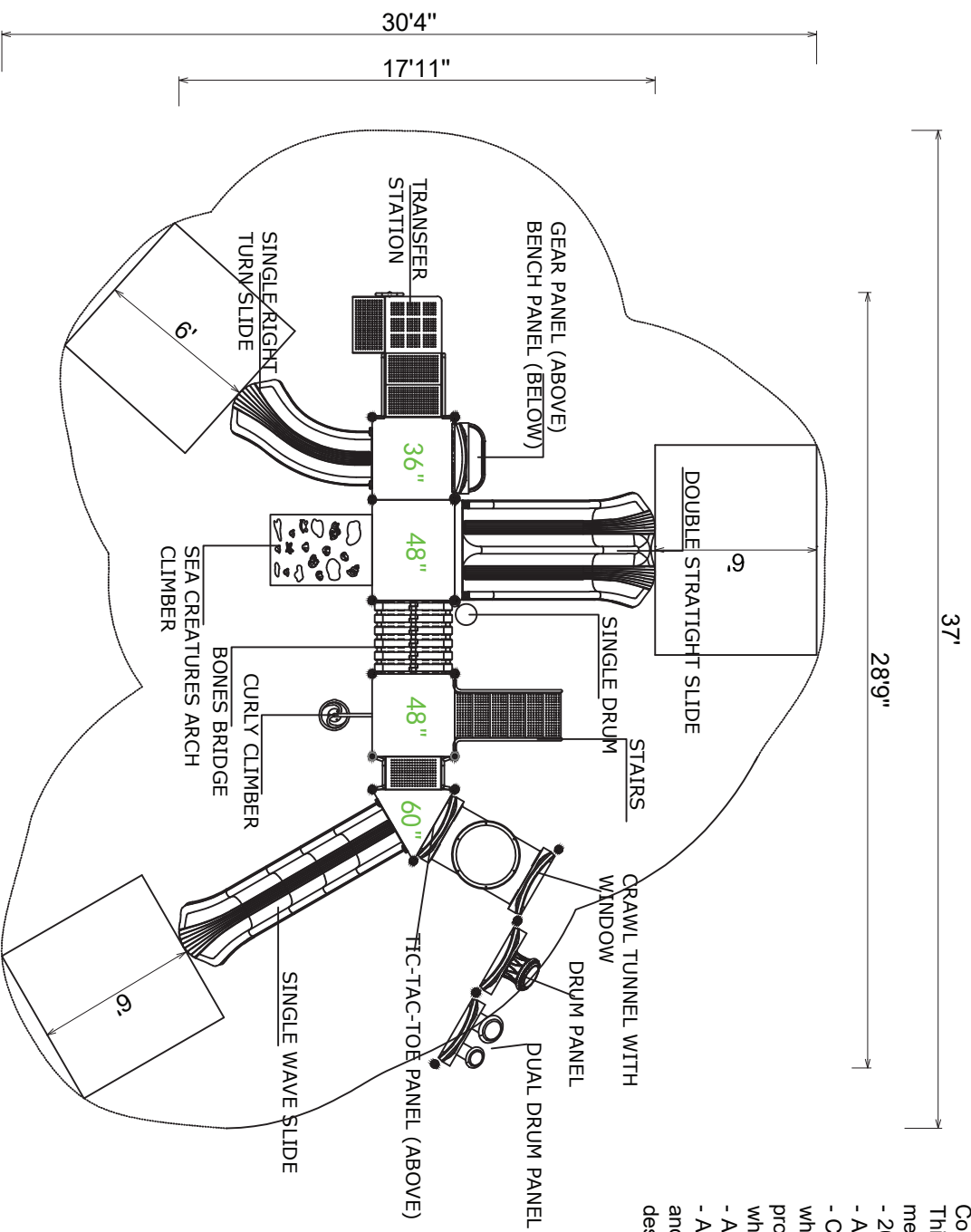
Occupancy: 30-34



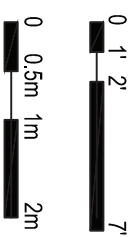
Free Shipping!

COMPONENTS: Double Straight Slide / Stairs / Single Drum / Crawl Tunnel With Window / Gear Panel (Above) / Bench Panel (Below) / Drum Panel / Dual Drum Panel / Transfer Station / Tic-Tac-Toe Panel (Above) / Single Right Turn Slide / Single Wave Slide / Curly Climber / Bones Bridge / Sea Creatures Arch Climber





Compliance:
 This play structure has been designed to meet the safety requirements established in:
 - 2010 ADA Standard
 - ASTM F1487
 - CPSC Pub #325
 when the play structure is installed over a properly maintained surfacing material which is in compliance with:
 - ASTM F1292
 - ASTM F1951
 and is appropriate for the highest designated play surface of the structure.



Greenlee County	Drawing No: KP-32810 Date: 02/04/2020 Scale: To Fit	Structure Size: 28'-9"X17'-1"X10'10" Recommended Use Zone: 37X30'-4" Surface Area: 1147Sq Ft	HDPS: 60" Age Group: 2-12 Capacity: 30-34	Creative Recreational Systems
------------------------	---	--	---	--------------------------------------