



Use Zone: 32' x 27'



Age Group: 5-12



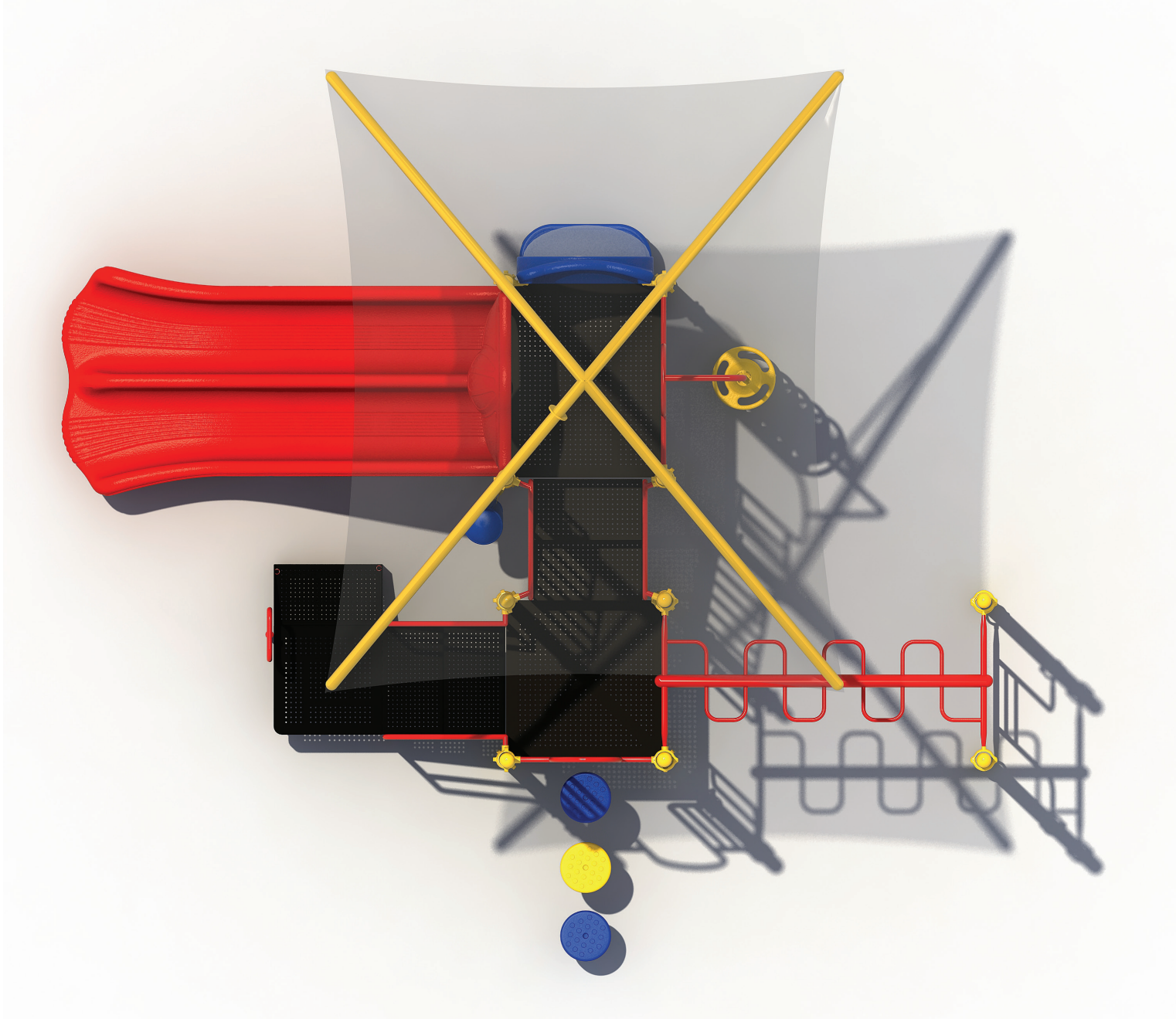
Occupancy: 22-26



Free Shipping!

**COMPONENTS:** Double Straight / Window Panel (Above) / Bench Panel (Below) / Pod Climber / Single Drum / Rise Inter Steps / Transfer Station / Snake Challenge Ladder / Pad Step





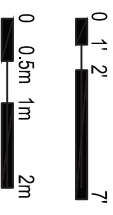
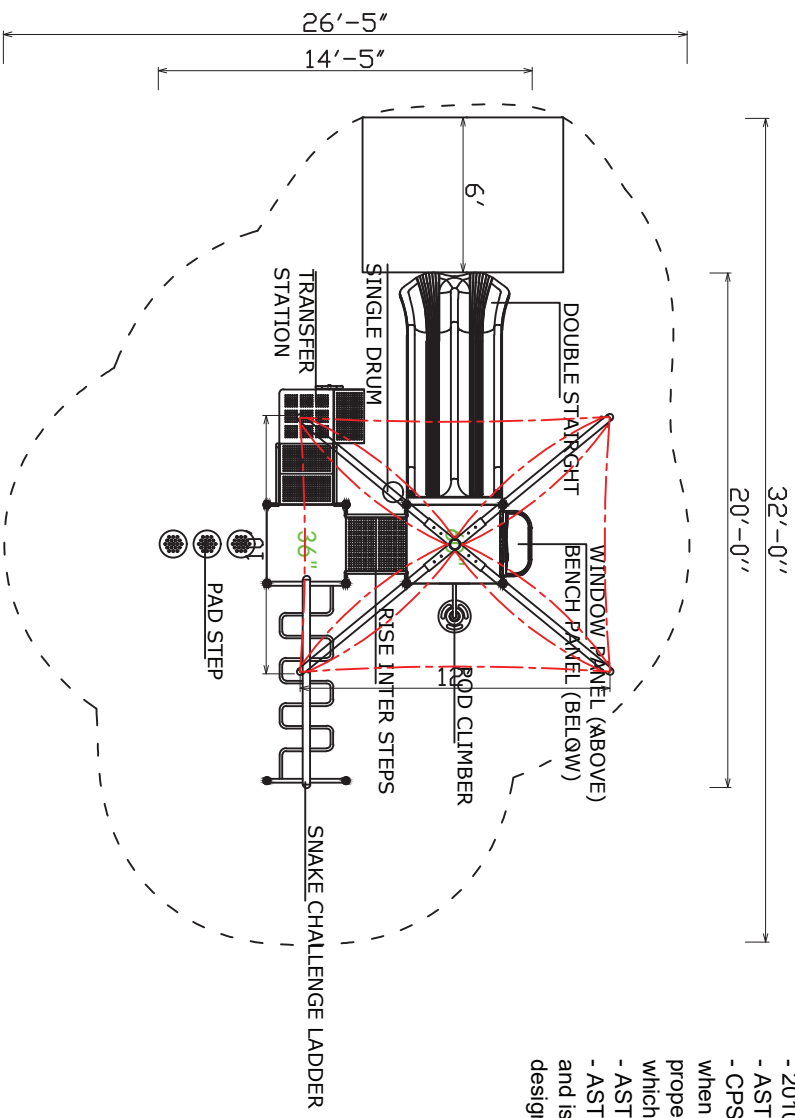
Compliance:  
 This play structure has been designed to meet the safety requirements established in:

- 2010 ADA Standard
- ASTM F1487
- CPSC Pub #325

when the play structure is installed over a properly maintained surfacing material which is in compliance with:

- ASTM F1292
- ASTM F1951

and is appropriate for the highest designated play surface of the structure.



<b>Camp Construction</b> <b>Mod Shade</b>	Drawing No: KP-1619 Date: 08/05/2020 Scale: To Fit		Structure Size: 20'-0" X 14'-5" X 11'-7" Recommended Use Zone: 32'-0" X 26'-5" Surface Area: 864 sq ft	HDPS: 7' Age Group: 5-12 Capacity: 22-26	<b>Creative</b> <b>Recreational</b> <b>Systems</b>
--	--	--	--	--	--