



Use Zone: 52' x 38'



ADA Access: Yes



Age Group: 2-12



Occupancy: 46-50



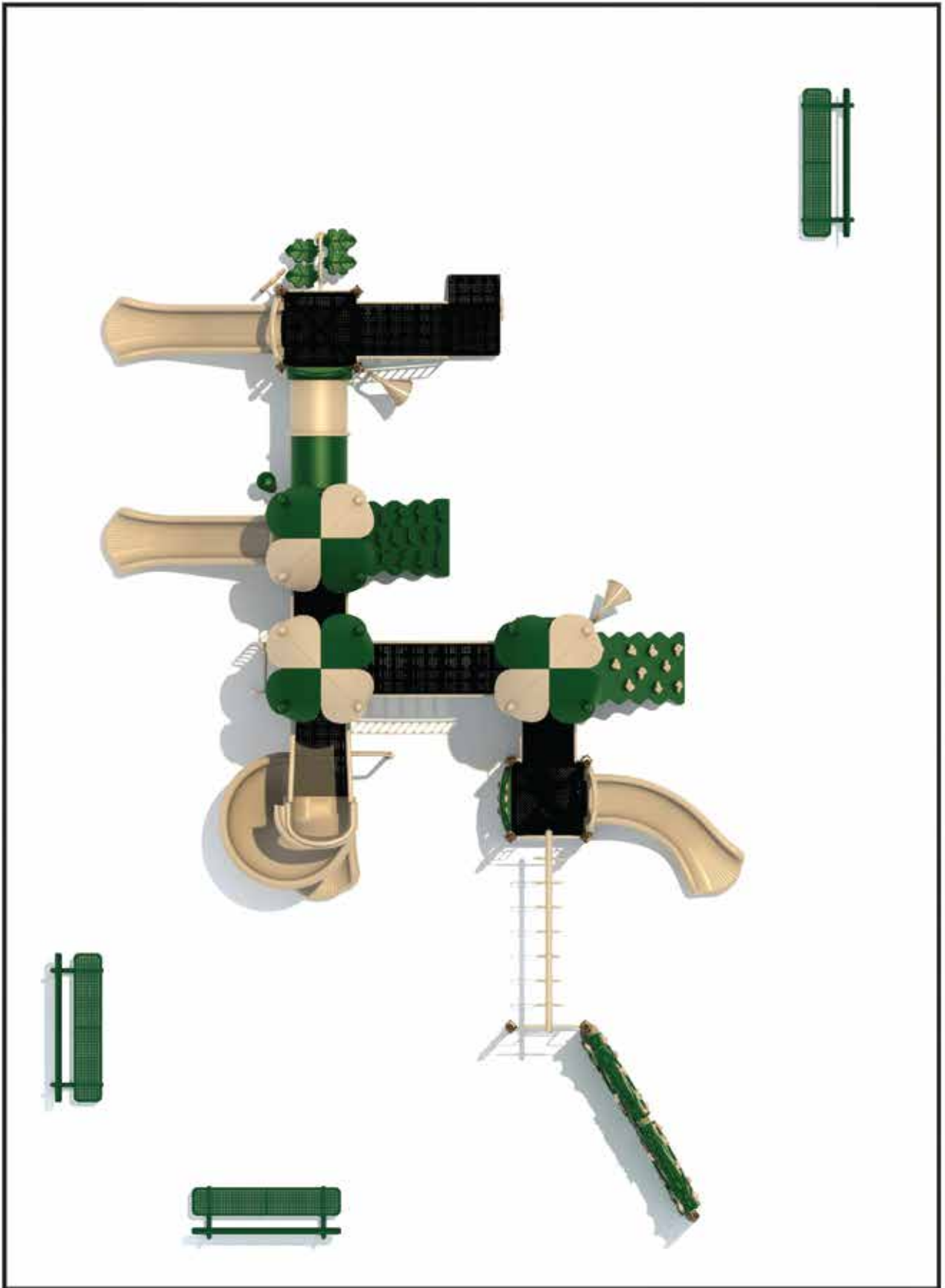
Free Shipping!

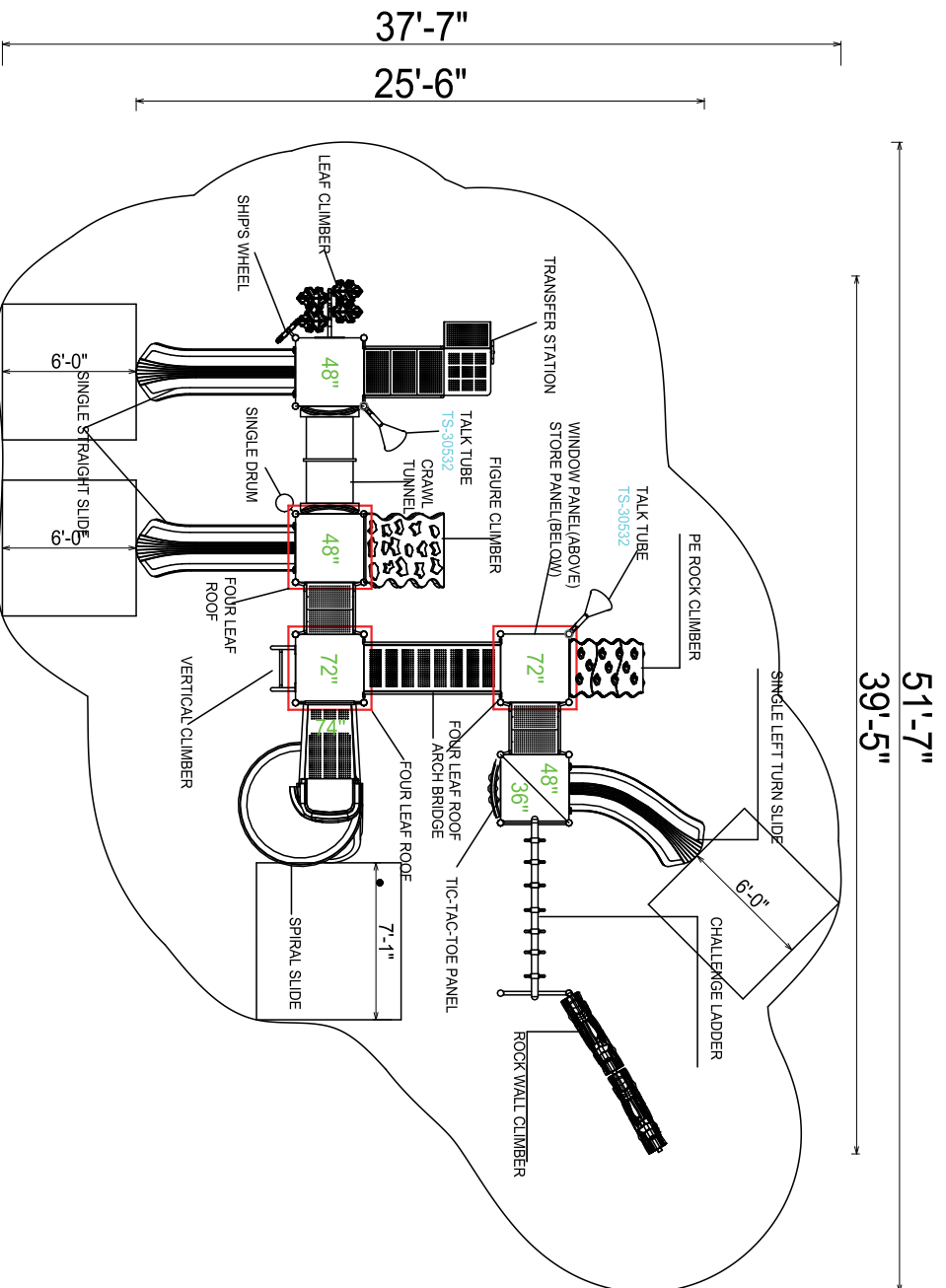
COMPONENTS: Transfer Station / Talk Tube / Crawl Tunnel / Figure Climber / Window Panel (Above) / Store Panel (Below) / PE Rock Climber / Single Left Turn Slide / Challenge Ladder / Rock Wall Climber / Tic-Tac-Toe Panel / Four Leaf Roof / Arch Bridge / Spiral Slide / Vertical Climber / Single Straight Slide / Single Drum / Ship's Wheel / Leaf Climber



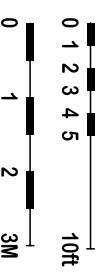








Compliance:
 This play structure has been designed to meet the safety requirements established in:
 - 2010 ADA Standard
 - ASTM F1487
 - CPSC Pub #325
 when the play structure is installed over a properly maintained surfacing material which is in compliance with:
 - ASTM F1292
 - ASTM F1951
 and is appropriate for the highest designated play surface of the structure.



Drawing No: KP-50078 TS-30532 Date: 21/12/2022 Scale: To Fit	Structure Size: 39'-5"X25'-6"X15'-7" Recommended Use Zone: 51'-7"X37'-7" Surface Area: 1976 Sq Ft	HDPS: 84" Age Group: 2-12 Capacity: 46-50 Weight: 3742 lbs	Creative Recreational Systems, Inc
---	---	---	---