



Use Zone: 98' x 108'



ADA Access: Yes



Age Group: 2-12





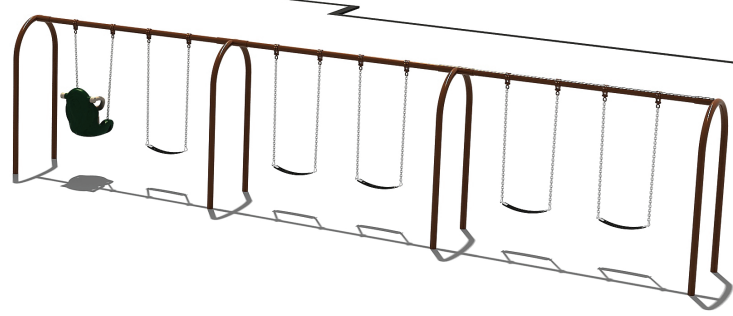
Occupancy: 74-78




Free Shipping!

COMPONENTS: Transfer Station / Tic-Tac-Toe Panel (Above) / Dual Drum Panel (Below) / Maze Panel (Above) / Store Panel (Below) / Twist Climber / Cylinder Spinner / Single Sectional Curved Slide / Rock Climber / Gear Panel (Above) / Bench Panel (Below) / Vertical Climber / Tube Slide (Above) / Spin Panel (Middle) / Racing Game Panel (Below) / Guardrail w/Telescope (Above) / Invert Arch Climber (Below) / Clock Panel (Below) / Window Panel (Above) / Arch Shape Climber Link (Below) / Balance Beam / Pods / Net Climber / Straight Bridge / Curly Climber / Straight Slide Ship's Wheel

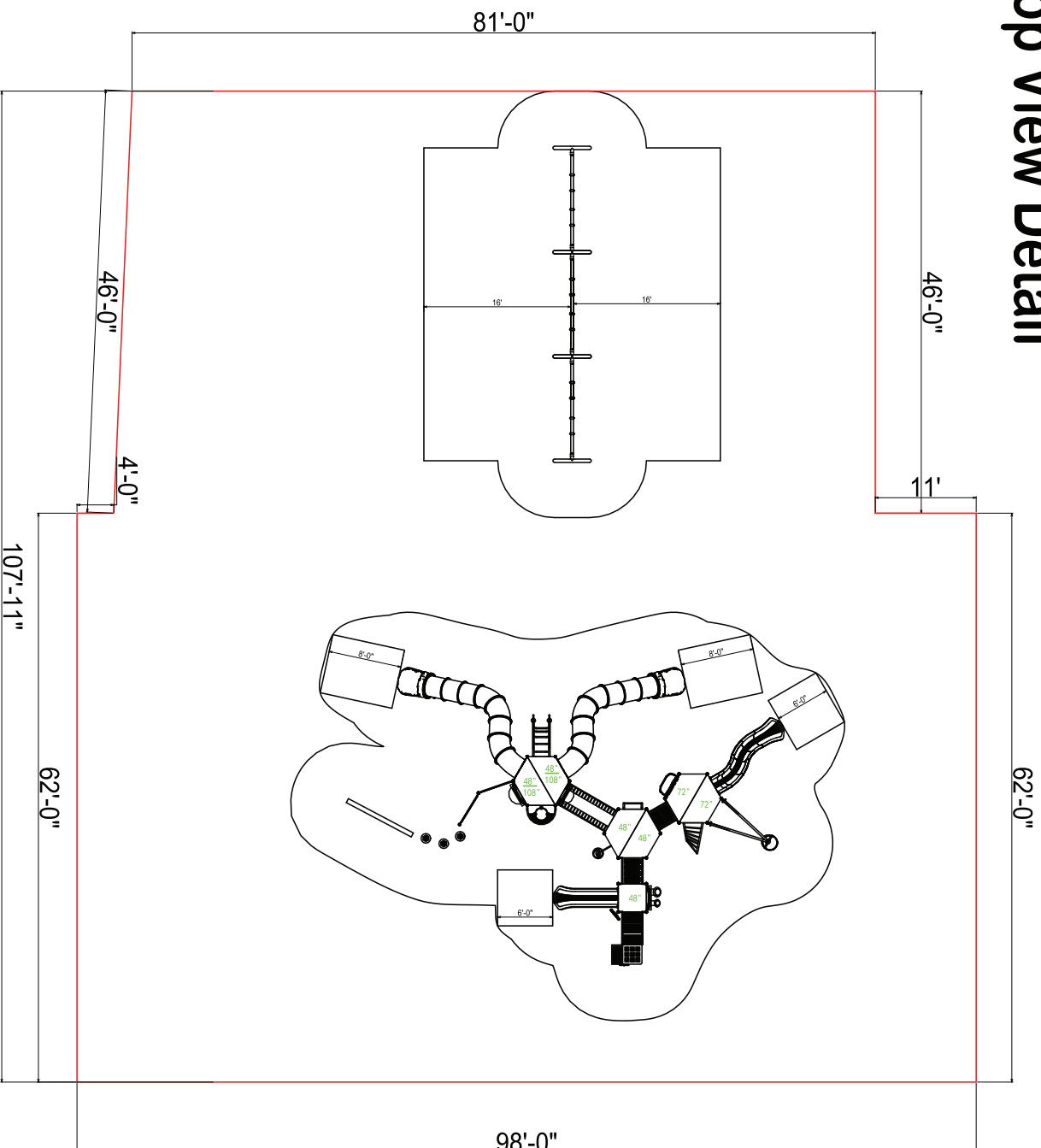








Top View Detail



Compliance:
 This play structure has been designed to meet the safety requirements established in:
 - 2010 ADA Standard
 - ASTM F1487
 - CPSC Pub #325
 when the play structure is installed over a properly maintained surfacing material which is in compliance with:
 - ASTM F1292
 - ASTM F1951
 and is appropriate for the highest designated play surface of the structure.

Drawing No:	KP-39693	Structure Size:	47'-8"X32'-5"X14'-3"	HDPs:	108"	Creative Recreational Systems, Inc
Date:	ASF-350803 16/01/2023	Recommended Use Zone:	98'-0"X108'-0"	Age Group:	2-12	
Scale:	To Fit	Surface Area:	10584 Sq Ft	Capacity:	74-78	
		Weight:	7050 lbs			