



Use Zone: 50' x 39'



ADA Access: Yes



Age Group: 5-12



Occupancy: 48-52



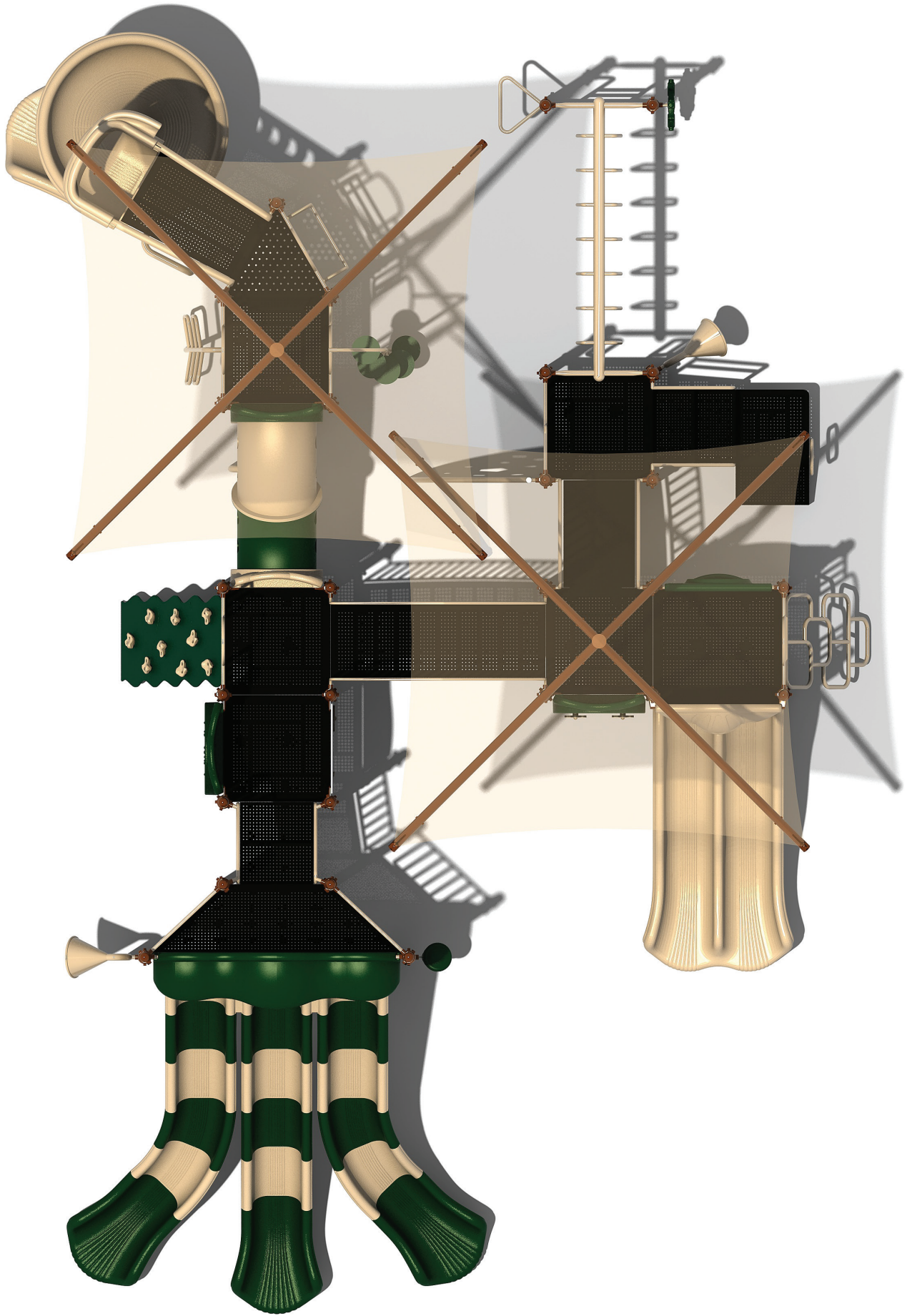
Free Shipping!

COMPONENTS: Transfer Station / Inclined Arch Bridge / Window Panel / Hopscotch Climber / Double Wave Slide / Star Spinner Panel / Arch Bridge / Snake Race Panel / Single Drum / Triple Sectional Slide / Talk Tube / Guardrail / Rise Inter Steps / Gear Panel (Above) / Store Panel (Below) / Rock Climber / Inclined Crawl Tunnel / Dual Drum Panel Below / Wing Climber / Spiral Slide / Vertical Climber / Spiral Steps Climber / Sail PE Climber / Leg Lift / Ship's Wheel / D-Shape Challenge Ladder

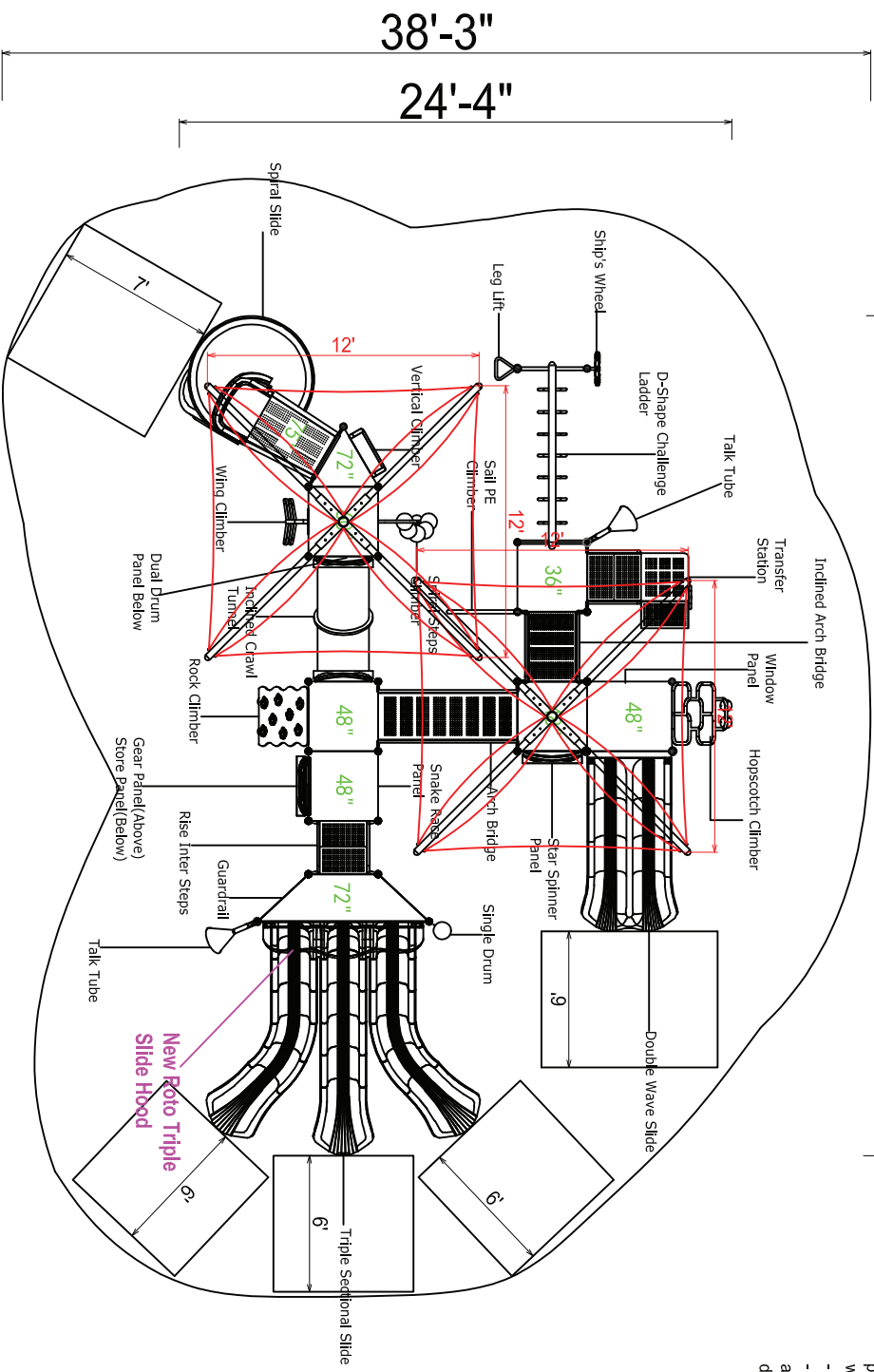




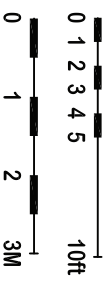




49'-1"
37'



Compliance:
This play structure has been designed to meet the safety requirements established in:
- 2010 ADA Standard
- ASTM F1487
- CPSC Pub #325
when the play structure is installed over a properly maintained surfacing material which is in compliance with:
- ASTM F1292
- ASTM F1951
and is appropriate for the highest designated play surface of the structure.



| | |
|----------------------|---------------------------------------|
| Drawing No: KP-36110 | Structure Size: 37' x 24'-4" x 11'-4" |
| Date: 01-11-2022 | Recommended Use Zone: 49'-1" x 38'-3" |
| Scale: To Fit | Surface Area: 1950 Sq Ft |

| | |
|------------|----------|
| HDP5: | 7' |
| Age Group: | 5-12 |
| Capacity: | 48-52 |
| Weight: | 5900 lbs |

Creative Recreational
Systems, Inc