



Use Zone: 38' x 32'



ADA Access: Yes



Age Group: 2-12



Occupancy: 32-36



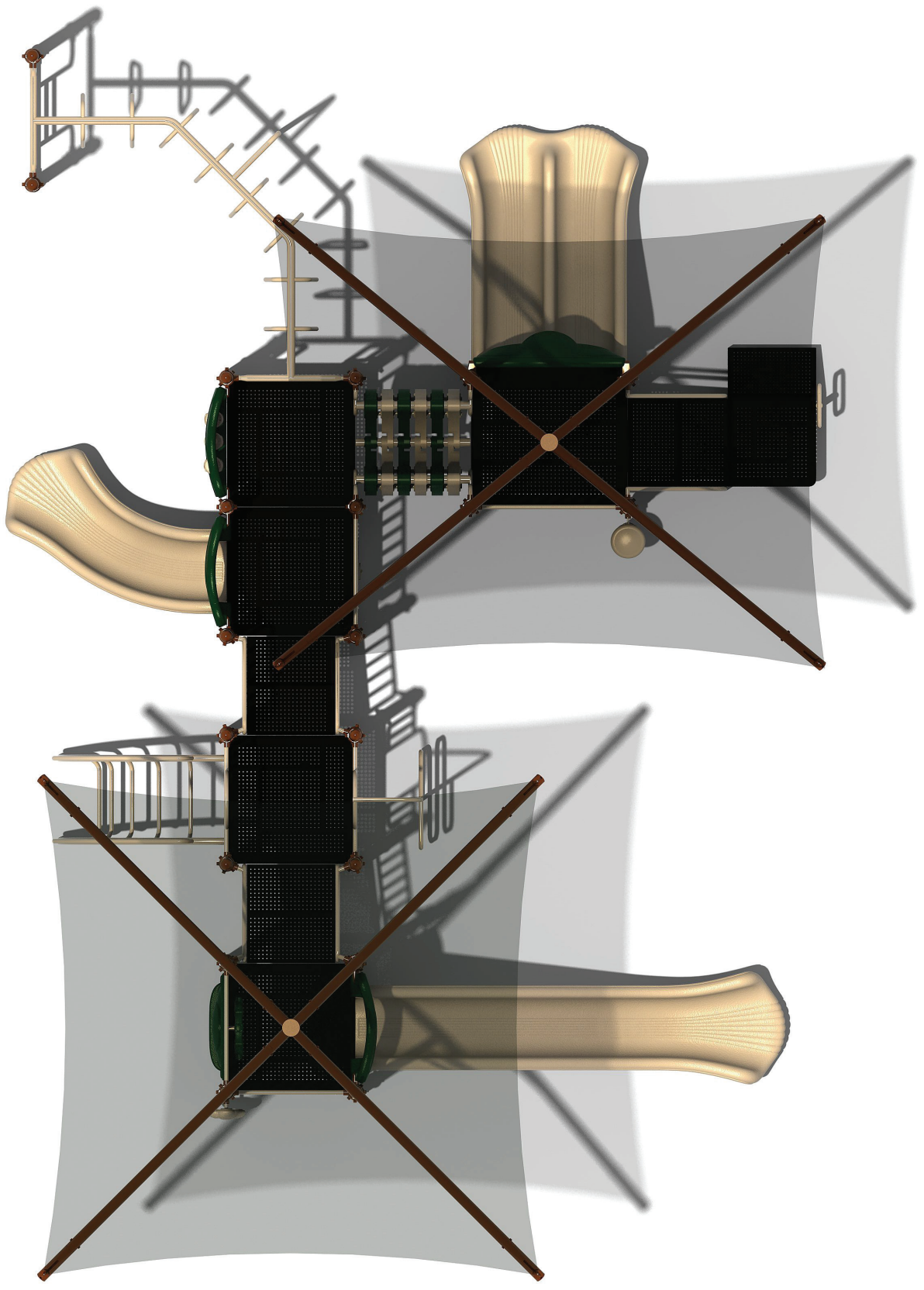
Free Shipping!

COMPONENTS: Transfer Station / Single Drum / Guardrail / Guardrail (Above) / Fun With Bugs (Below) / Upright Snake Climber / Single Straight Slide / Bench Panel (Below) / Rain Wheel / Guardrail w/ship's Wheel (Above) / Store Panel (Below) / Invert Arch Climber / Single Right Turn Slide / Tic-Tac-Toe Panel / 90 Degree D-Shape Challenge Ladder / Bones Bridge / Double Straight Slide

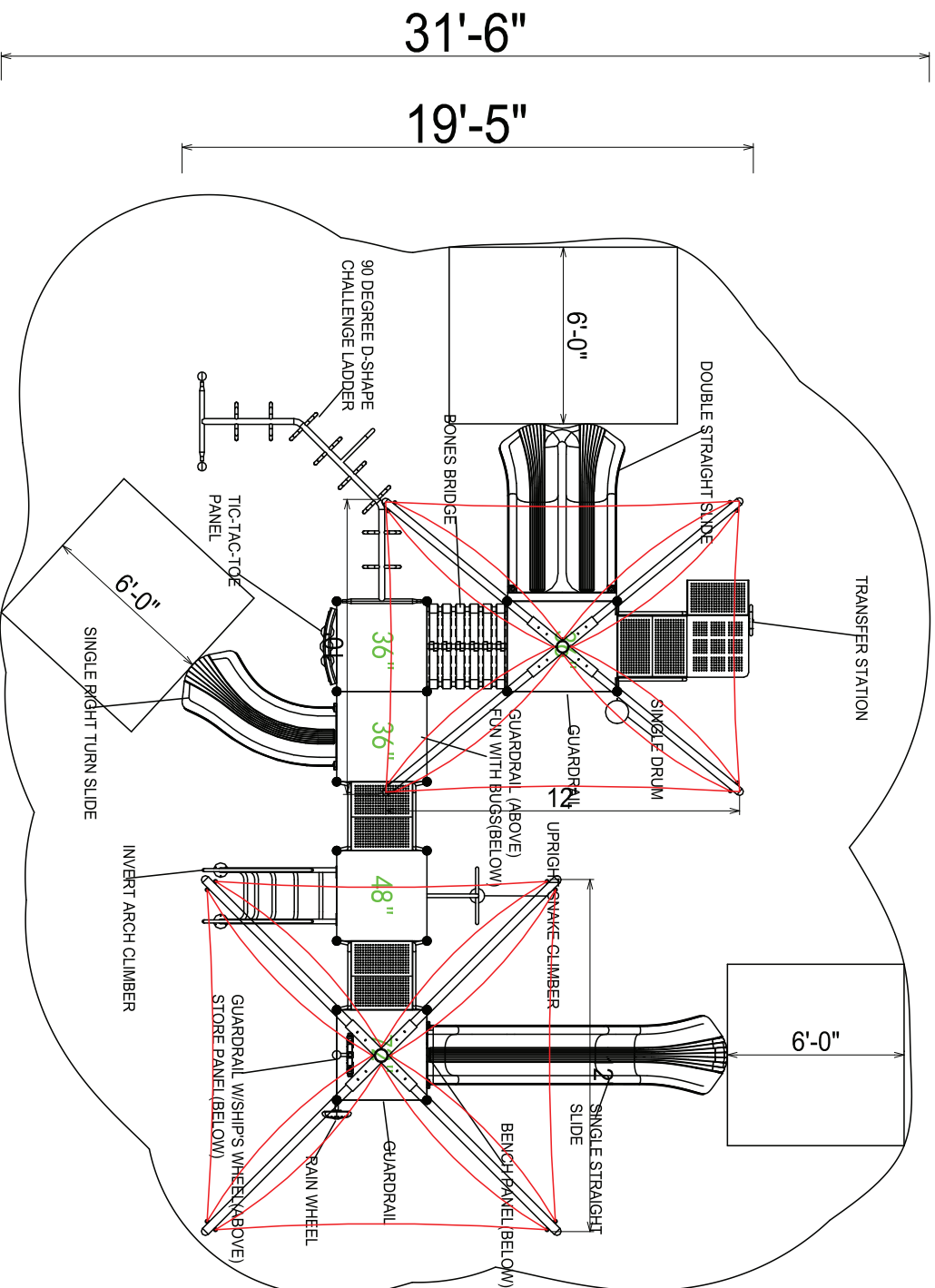




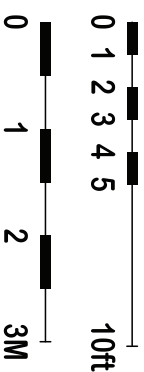




37'-5"
25'-5"



Compliance:
This play structure has been designed to meet the safety requirements established in:
- 2010 ADA Standard
- ASTM F1487
- CPSC Pub #325
when the play structure is installed over a properly maintained surfacing material which is in compliance with:
- ASTM F1292
- ASTM F1951
and is appropriate for the highest designated play surface of the structure.



Drawing No: KP-33806
Date: 22/11/2022
Scale: To Fit

Structure Size: 25'-5"X19'-5"X16'-9"
Recommended Use Zone: 37'-5"X31'-6"
Surface Area: 1216 sq ft

HDPS: 84"
Age Group: 2-12
Capacity: 32-36
Weight: 3320 lbs

Creative Recreational Systems