



Use Zone: 32' x 26'



ADA Access: Yes



Age Group: 2-12



Occupancy: 27-31

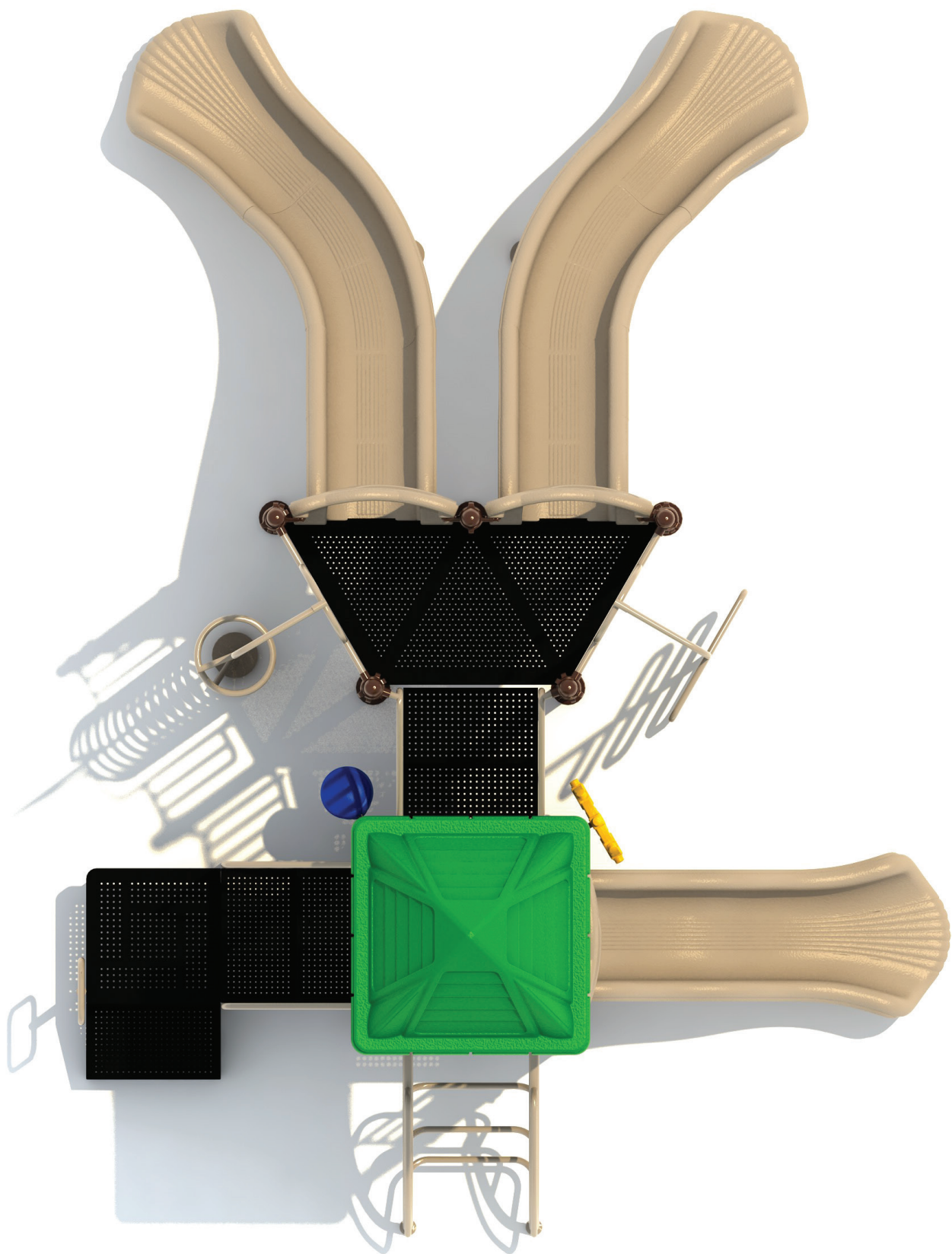


Free Shipping!

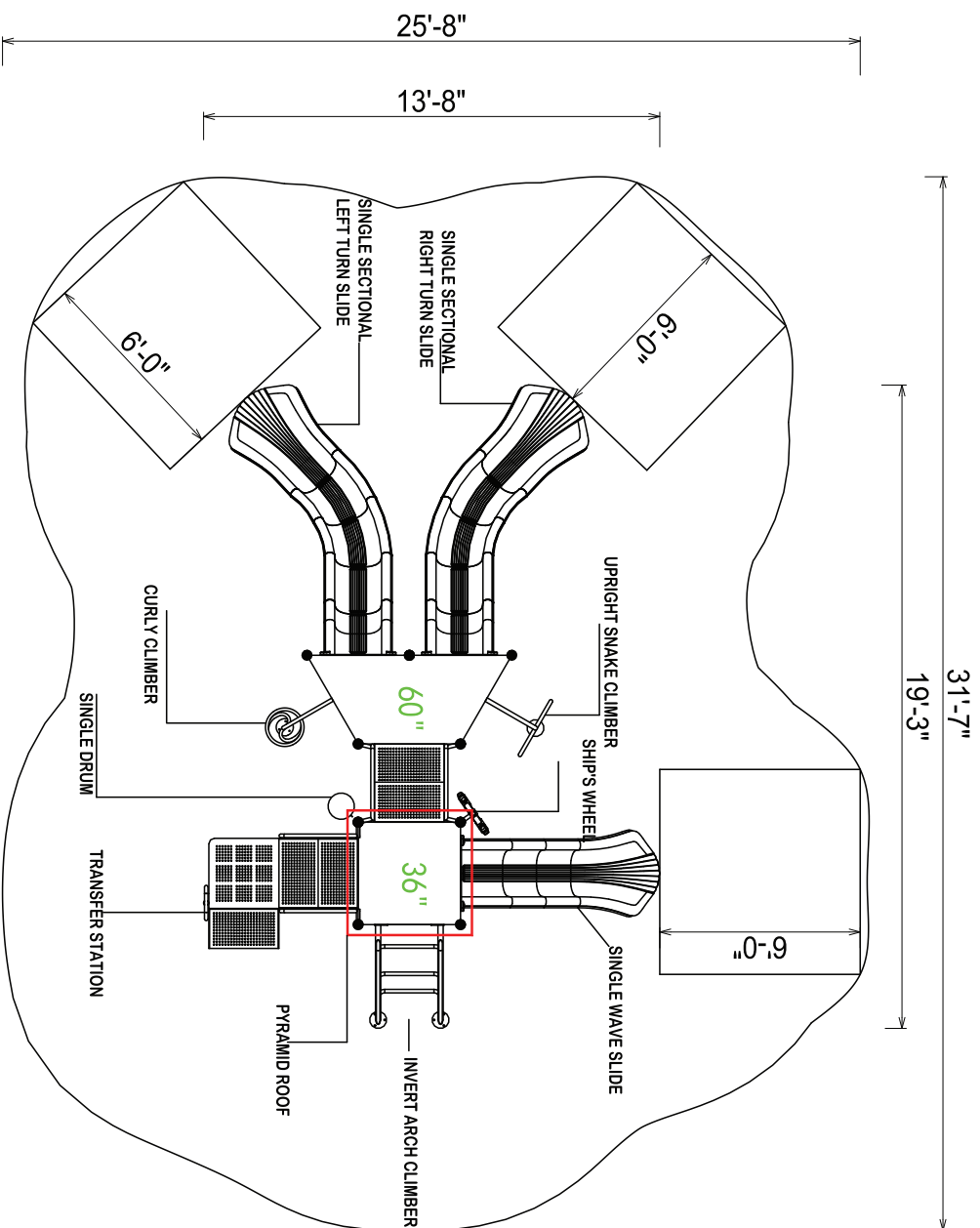
COMPONENTS: Transfer Station / Pyramid Roof / Invert Arch Climber / Single Wave Slide / Ship's Wheel / Upright Snake Climber / Single Sectional Right Turn Slide / Single Sectional Left Turn Slide / Curly Climber / Single Drum



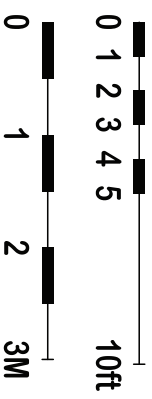




Top View Detail



Compliance:
 This play structure has been designed to meet the safety requirements established in:
 - 2010 ADA Standard
 - ASTM F1487
 - CPSC Pub #325
 when the play structure is installed over a properly maintained surfacing material which is in compliance with:
 - ASTM F1292
 - ASTM F1951
 and is appropriate for the highest designated play surface of the structure.



Drawing No: KP-40004
 Date: 07/03/2023
 Scale: To Fit

Structure Size: 19'-3"X13'-8"X12'-6"
 Recommended Use Zone: 31'-7"X25'-8"
 Surface Area: 832 Sq Ft

HPPS: 60"
 Age Group: 2-12
 Capacity: 27-31
 Weight: 1800 lbs

Creative Recreational
 Systems, Inc