



Use Zone: 42' x 35'



Age Group: 5 - 12



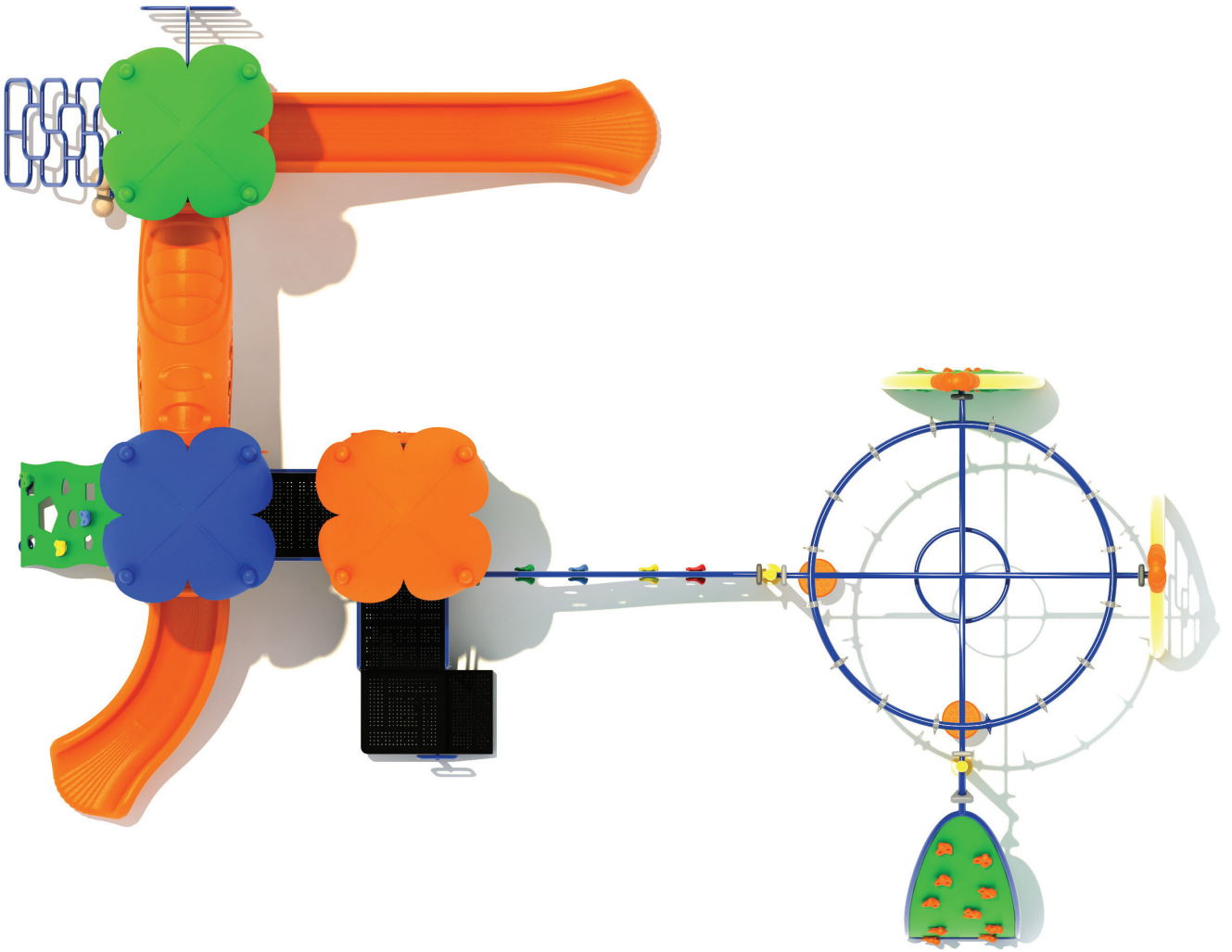
Occupancy: 34 - 38



Free Shipping!

**COMPONENTS:** Hopscotch Climber / Four Leaf Roof / Upright Snake Climber / Single Straight Slide Store Panel Below / Funnel Tunnel / Bongo / Rise Inter Steps / Gear Panel(Above) / Racing Game Panel(Below) / Curved Climber / Shapes Climber / Pod Step / D-Ring Challenge Ladder / Maze Rung Climber / Single Right Turn Slide / Transfer Station / Arch PE Rock Climber / Arch Rock Climber

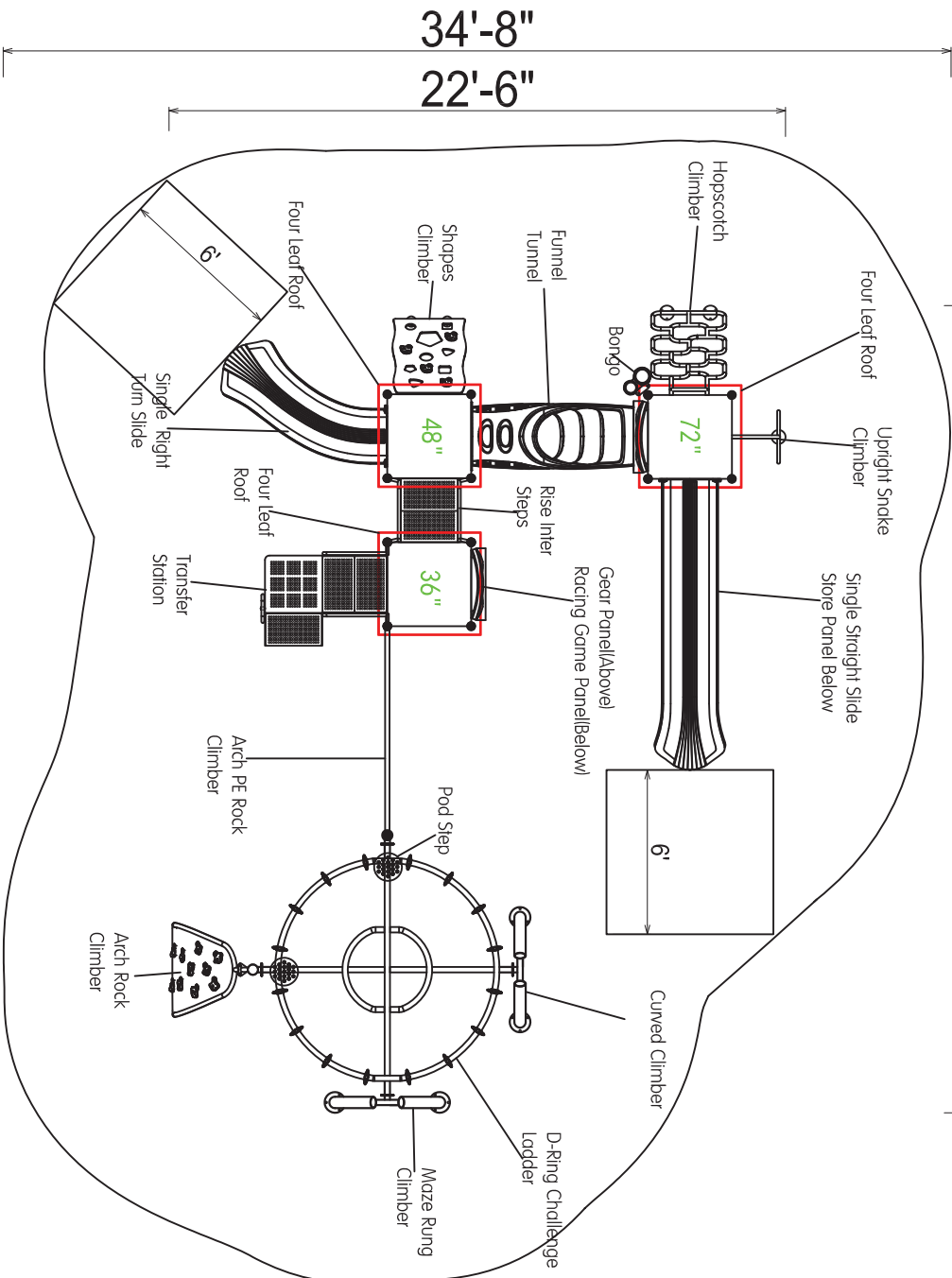




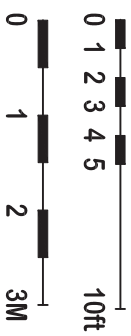
# Top View Detail

41'-9"

29'-6"



Compliance:  
 This play structure has been designed to meet the safety requirements established in:  
 - 2010 ADA Standard  
 - ASTM F1487  
 - CPSC Pub #325  
 when the play structure is installed over a properly maintained surfacing material which is in compliance with:  
 - ASTM F1292  
 - ASTM F1951  
 and is appropriate for the highest designated play surface of the structure.



Drawing No: KP-34136	Structure Size: 29'-6" X 22'-6" X 15'-6"	H-DPS: 7
Date: 21-04-2021	Recommended Use Zone: 41'-9" X 34'-8"	Age Group: 5-12
Scale: To Fit	Surface Area: 1470 Sq Ft	Capacity: 34-38
		Weight: 3400 lbs