



Use Zone: 71' x 56'



ADA Access: Yes



Age Group: 2-12

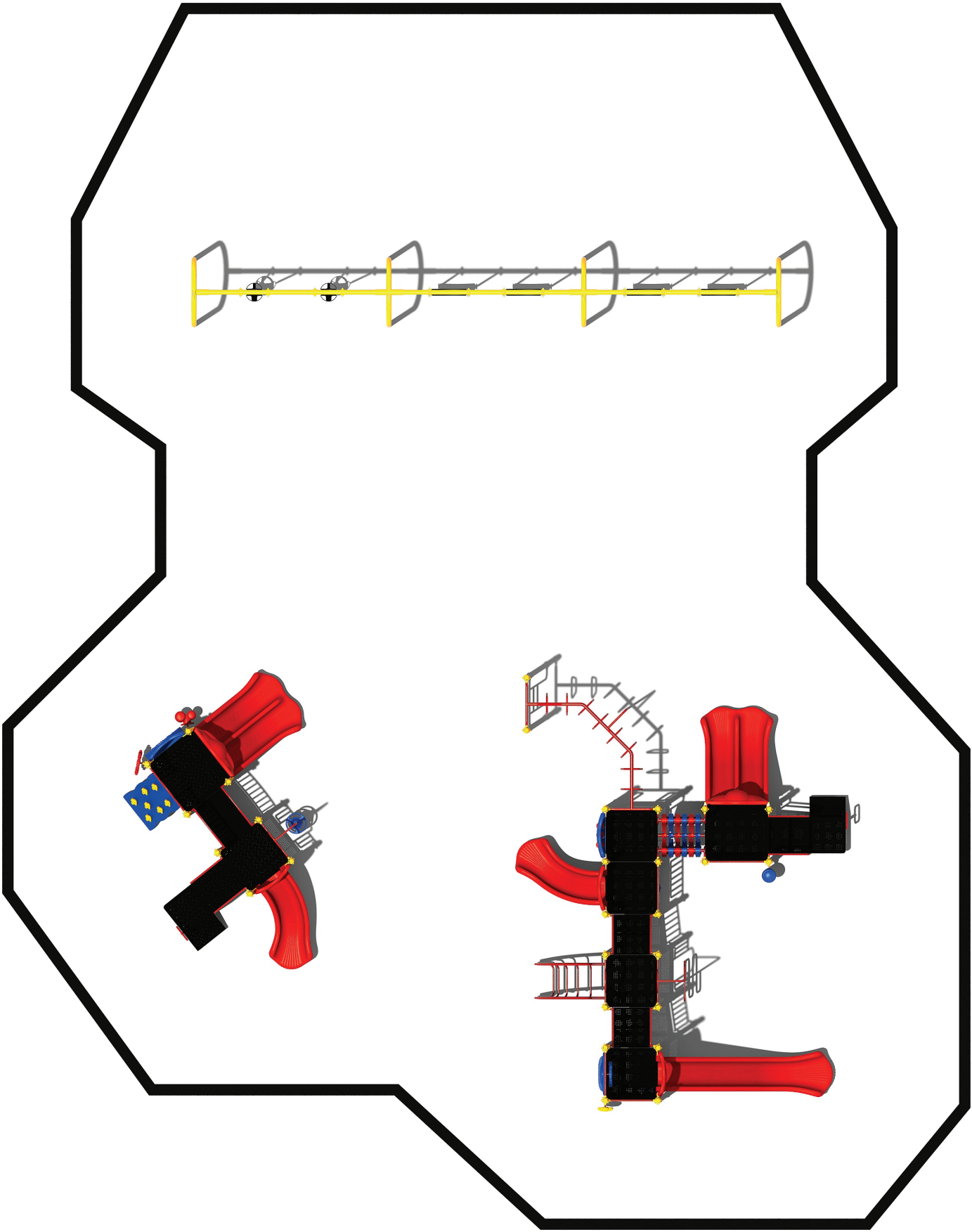


Occupancy: 32-36



Free Shipping!

COMPONENTS: Transfer Station / Single Drum / Guardrail / Guardrail (Above) / Fun With Bugs (Below) / Upright Snake Climber / Single Straight Slide / Bench Panel (Below) / Rain Wheel / Guardrail w/ship's Wheel (Above) / Store Panel (Below) / Invert Arch Climber / Single Right Turn Slide / Tic-Tac-Toe Panel / 90 Degree D-Shape Challenge Ladder / Bones Bridge / Double Straight Slide

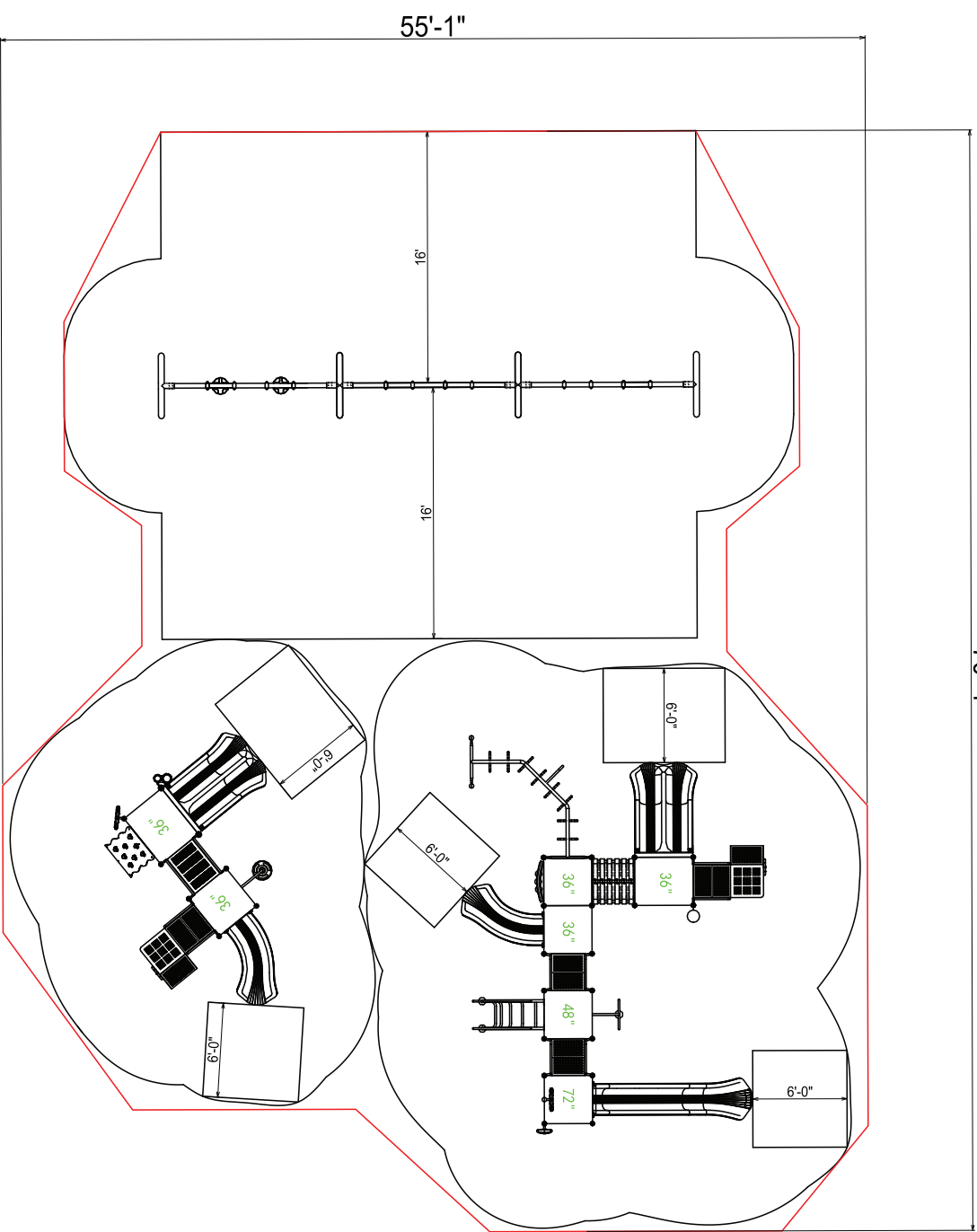




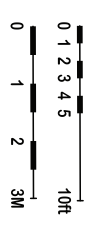




70'-1"



Compliance:
 This play structure has been designed to meet the safety requirements established in:
 - 2010 ADA Standard
 - ASTM F1487
 - CPSC Pub #325
 when the play structure is installed over a properly maintained surfacing material which is in compliance with:
 - ASTM F1292
 - ASTM F1951
 and is appropriate for the highest designated play surface of the structure.



Drawing No: KP-33222 KP-33806

Date: 01-12-2022

Scale: To Fit

Structure Size: 25'-5" X 19'-5" X 11'-4"

Recommended

Use Zone: 70'-1" X 55'-1"

Surface Area: 3976 sq ft

HDPS: 84"

Age Group: 2-12

Capacity: 32-36

Weight: 5269 lbs

**Creative
 Recreational
 Systems**