



Use Zone: 33' x 29'



Age Group: 2-12




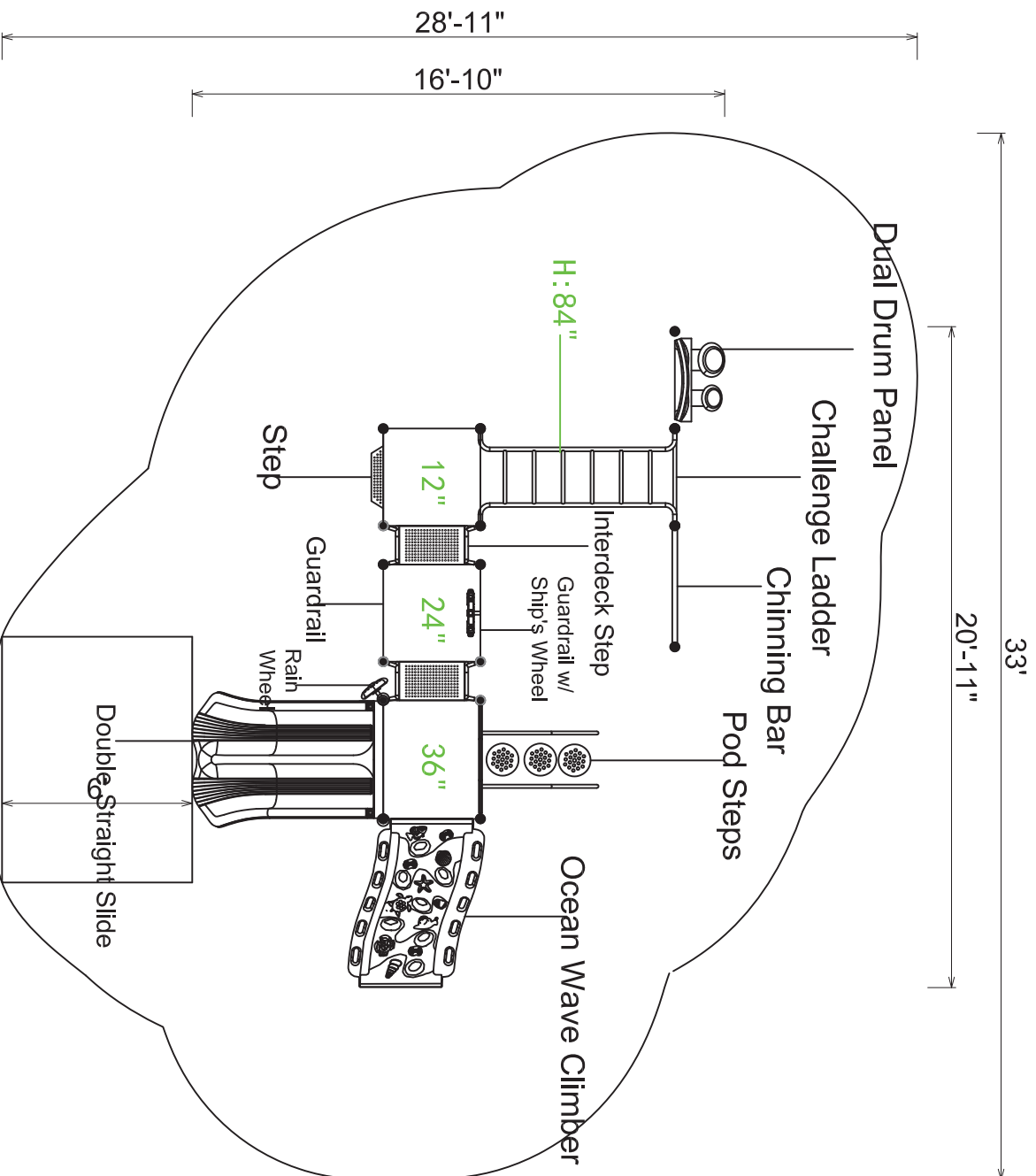
Occupancy: 22-26



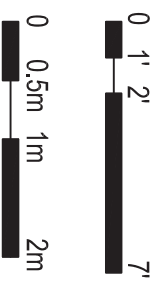
Free Shipping!

COMPONENTS: Dual Drum Panel / Challenge Ladder / Chinning Bar / Pod Steps / Interdeck Step / Guardrail W/ship's Wheel / Ocean Wave Climber / Guardrail / Rain Wheel / Step / Double Straight Slide





Compliance:
 This play structure has been designed to meet the safety requirements established in:
 -2010 ADA Standard
 -ASTM F1487
 -CPSC Pub #325
 when the play structure is installed over a properly maintained surfacing material which is in compliance with:
 -ASTM F1292
 -ASTM F1951
 and is appropriate for the highest designated play surface of the structure.



<p>Tule Park 2-5</p>	<p>Drawing No: KP-32959 Date: 01 July 2020 Scale: To Fit</p>	<p>Structure Size: 20'-11" x 16'-10" x 8'-11"</p>	<p>Recommended Use Zone: 33' x 28'-11" Surface Area: 957 Sq Ft</p>	<p>HDPS: 7' Age Group: 2-5 Capacity: 22-26</p>	<p>Creative Recreational Systems</p>
-----------------------------	--	---	---	--	---