



Use Zone: 32' x 27'



Age Group: 5-12




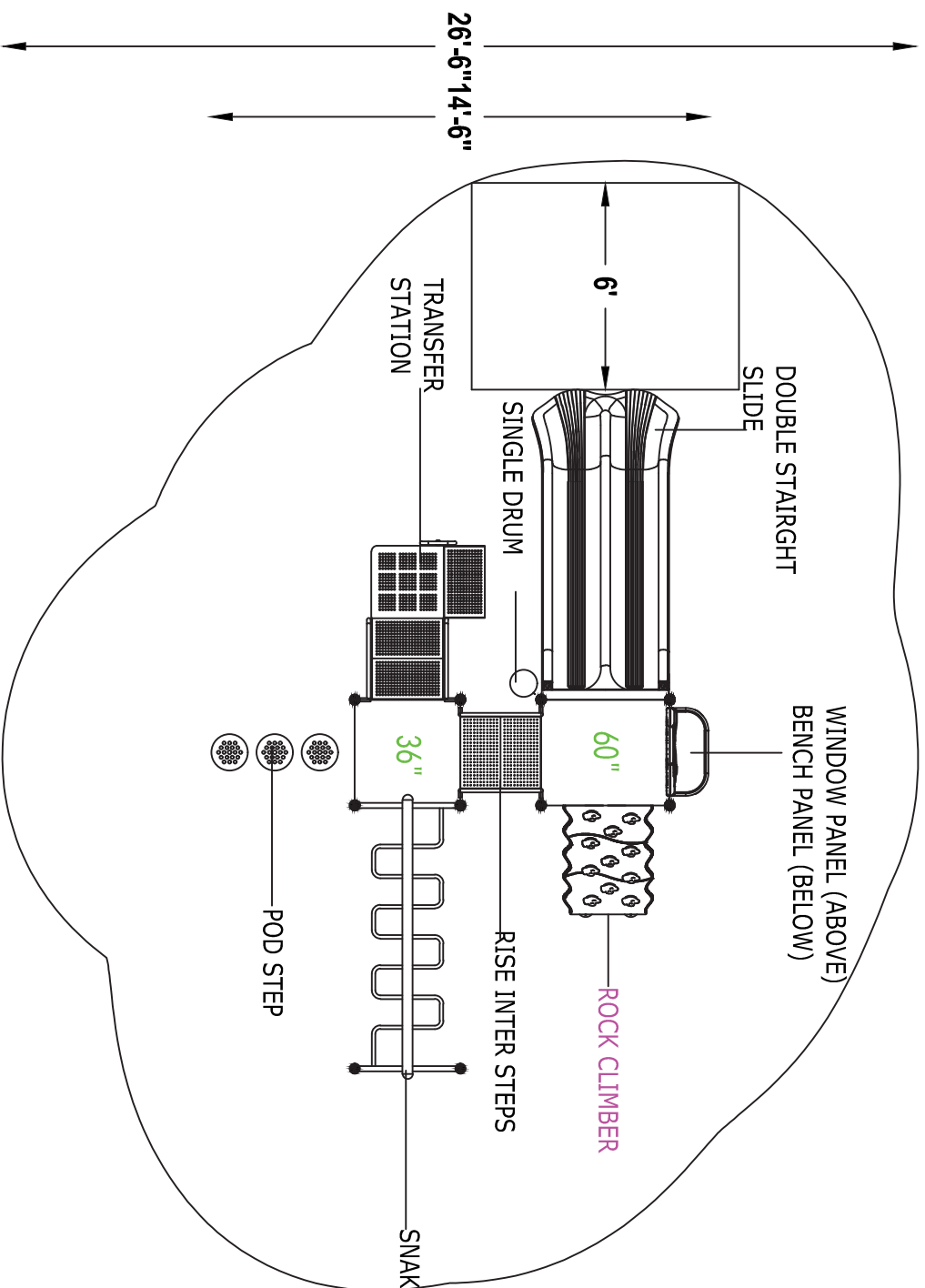
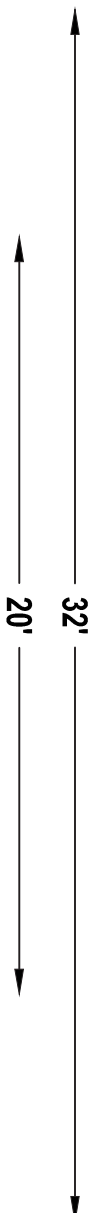
Occupancy: 20-24



Free Shipping!

**COMPONENTS:** Double Straight Slide / Window Panel (Above) / Bench Panel (Below) / Rock Climber / Single Drum / Rise Inter Steps / Transfer Station / Snake Challenge Ladder / Pod Step





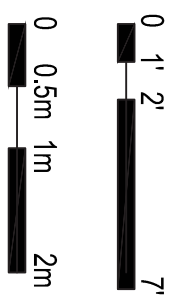
Compliance:  
 This play structure has been designed to meet the safety requirements established in:

- 2010 ADA Standard
- ASTM F1487
- CPSC Pub #325

when the play structure is installed over a properly maintained surfacing material which is in compliance with:

- ASTM F1292
- ASTM F1951

and is appropriate for the highest designated play surface of the structure.



# cypress HOA

Drawing No: KP-32925  
 Date: 09June2020  
 Scale: To Fit

Structure Size: 20' x 14'-6" x 10'-1"  
 Recommended Use Zone: 32' x 26'-6"  
 Surface Area: 864 Sq Ft

HPS: 7  
 Age Group: 5-12  
 Capacity: 20-24

Creative Recreational  
 Systems